



WYOMING



2016-17 COWBOY BASKETBALL

Twitter: @wyo_mbb / @wyoathletics
Facebook: Facebook.com/wyommbb
Website: GoWYO.com

Media Contact: Nick Seeman, Assistant Director of Media Relations
Phone: (307) 766-5516 or (612) 741-0550
Email: nseeman@uwyo.edu

Game Information

Game #6: Denver at Wyoming
Wednesday, Nov. 30 | 7 p.m. MT
Laramie, Wyo. | Arena-Auditorium

Television: N/A

Charter: N/A | DirecTV: N/A | DISH: N/A

Play-by-Play:

Color:

Radio: Cowboy Sports Network

Flagship: KFBC 1240 AM

Play-by-Play: Dave Walsh

Color: Kevin McKinney

Live Audio/Video/Stats: GoWYO.com

Schedule/Results

Date	Opponent (TV)	Time (MT)
11/3	Chadron State (Exh.) !	W, 75-50
11/11	Western State	W, 88-49
11/14	at Montana	W, 73-72
11/19	South Dakota State	W, 77-67
11/22	at Pacific	L, 65-73
11/25	at California	L, 61-71
11/30	Denver	7 p.m.
12/3	Northern Iowa ^ (Campus Insiders)	1 p.m.
12/5	Colorado Christian	7 p.m.
12/10	Montana	4 p.m.
Continental Tire Las Vegas Classic		
12/17	Cornell #	4 p.m.
12/19	Troy #	7 p.m.
12/22	DePaul # (FS1)	5:30 p.m.
12/23	USC or Missouri # (FS1)	TBA
12/28	Air Force *	7 p.m.
12/31	at UNLV *	2 p.m.
1/4	at Fresno State *	8 p.m.
1/11	Utah State * (ROOT)	7 p.m.
1/14	Nevada * (ESPN3)	4 p.m.
1/18	at San Jose State *	8 p.m.
1/21	at New Mexico * (CBSSN)	6 p.m.
1/25	UNLV * (Campus Insiders)	7 p.m.
1/28	Boise State * (ROOT)	4 p.m.
1/31	at San Diego State * (CBSSN)	9 p.m.
2/4	at Air Force *	2 p.m.
2/8	Fresno State *	7 p.m.
2/11	at Utah State *	7 p.m.
2/14	Colorado State * (ROOT)	7 p.m.
2/18	at Boise State * (ROOT)	4 p.m.
2/25	New Mexico * (ESPN3)	4 p.m.
2/28	at Colorado State * (ROOT)	8 p.m.
3/4	San Jose State *	2 p.m.
Mountain West Championship		
3/8	First Round (MVN) \$	TBA
3/9	Quarterfinals (CBSSN) \$	TBA
3/10	Semifinals (CBSSN) \$	TBA
3/11	Championship (CBS) \$	TBA

Bold indicates home games

* Indicates Mountain West games

Continental Tire Las Vegas Classic - Final two rounds of the will be played at Orleans in Las Vegas, Nev.

\$ Played at Thomas & Mack Center in Las Vegas

^ MW/MVC Challenge

! Game played in Torrington, Wyo.

Wyoming Cowboys (Record: 3-2 Overall, 0-0 Mountain West)

Probable Starters	Pos.	Ht.	Wt.	Cl.	Hometown	PPG	RPG	APG
3 Alexander Aka Gorski	G	6-5	215	Jr.	Lund, Sweden	9.8	2.4	3.6
5 Alan Herndon	F	6-9	223	Jr.	Colorado Springs, Colo.	9.8	6.6	1.4
11 Jeremy Lieberman	G	6-1	172	Jr.	Malibu, Calif.	2.2	1.4	2.0
23 Jason McManamen	G	6-5	197	Sr.	Torrington, Wyo.	14.8	2.6	0.5
33 Jordan Naughton	F	6-10	235	So.	Rancho Cucamonga, Calif.	6.4	5.6	0.2
Reserves	Pos.	Ht.	Wt.	Cl.	Hometown	PPG	RPG	APG
0 Nyaires Redding	G	6-2	168	Jr.	Cleveland, Ohio	N/A		
1 Justin James	G	6-7	187	So.	Port Saint Lucie, Fla.	17.0	2.8	1.6
2 Andrew Moemeka	F	6-8	217	RFr.	Lake City, Fla.	0.0	3.8	0.0
10 Cody Kelley	G	5-11	186	RFr.	Gillette, Wyo.	1.6	1.6	1.0
13 Sam Averbuck	G	6-4	189	RFr.	Santa Rosa, Calif.	0.0	0.0	0.5
14 Austin Mueller	F	6-6	208	Fr.	Highlands Ranch, Colo.	N/A		
15 Brodricks Jones	F	6-10	205	So.	Los Angeles, Calif.	N/A		
20 Hayden Dalton	F	6-8	186	Jr.	Parker, Colo.	9.0	7.0	1.0*
21 Jonathan Barnes	F	6-10	246	Jr.	Parker, Colo.	2.0	1.0	0.0
24 Louis Adams	G	6-4	194	Jr.	Chicago, Ill.	2.0	1.7	1.0
25 Morris Marshall	G	6-4	190	Sr.	White Springs, Fla.	1.5	0.0	1.0

* Indicates blocked shot average

Head Coach:

Allen Edwards (Kentucky '02)

UW Record: 3-2 (.600), First Year

Overall Record: 3-2 (.600), First Year

Assistant Coaches:

Jeremy Shyatt (Clemson '03)

Tony Pujol (Sterling '89)

Jermaine Kimbrough (Virginia Tech '01)



vs. Denver Pioneers (Record: 2-3 Overall, 0-0 Summit League)

Probable Starters	Pos.	Ht.	Wt.	Cl.	Hometown	PPG	RPG	APG
2 Joe Rosga	G	6-3	175	So.	St. Paul, Minn.	17.8	5.0	3.2
5 Jake Pemberton	G	6-4	190	Jr.	Highlands Ranch, Colo.	10.6	2.8	3.4
14 Duke Douglas	G	6-4	190	RJr.	New Orleans, La.	4.0	2.4	0.2
15 Thomas Neff	G	6-5	200	So.	Arvada, Colo.	6.2	2.8	1.6
44 Daniel Amigo	C	6-10	245	Jr.	El Paso, Texas	15.6	8.8	1.8
Reserves	Pos.	Ht.	Wt.	Cl.	Hometown	PPG	RPG	APG
0 Ade Murkey	G	6-5	200	Fr.	Minneapolis, Minn.	2.6	0.8	1.0
3 Bradley George	G	6-3	185	So.	Houston, Texas	2.8	1.0	1.4
4 Jacob Lunsford	G	6-1	175	So.	Clayton, Calif.	N/A		
10 Jake Hiltzmann	G	6-6	195	So.	Parker, Colo.	N/A		
11 Jake Krafka	F	6-7	215	Fr.	Austin, Texas	2.3	1.5	0.3
13 C.J. Bobbitt	F	6-7	225	So.	Harker Heights, Texas	11.4	4.6	1.6
22 Josiah Dunn	G	6-2	185	Sr.	Littleton, Colo.	0.0	0.0	0.0
24 Christian Mackey	C	6-6	275	Jr.	Kirtland, N.M.	4.6	3.4	0.4
25 Emil Knighton	F	6-7	220	So.	Parker, Colo.	0.0	0.0	0.0
32 Abiola Akintola	F	6-6	220	So.	Melbourne, Australia	2.0	2.0	0.5

Head Coach:

Rodney Billups (Denver '05)

Denver Record: 2-3 (.400), First Year

Career Record: 2-3 (.400), First Year

Assistant Coaches:

Ricardo Patton (Belmont '80)

Steve Snell (Radford '90)

Dan Ficke (Loyola Maryland '09)



Team Stat Comparison

	PPG	OPPG	FG%	OFG%	3FG%	O3FG%	FT%	RPG	APG	TOPG	SPG	BPG
Wyoming	72.8	66.4	.415	.386	.302	.290	.740	36.8	14.2	13.2	6.4	4.6
Denver	79.0	79.0	.493	.459	.423	.347	.660	36.4	15.2	16.0	4.4	2.0

2016-17 WYOMING GAME NOTES

Wyoming Quick Facts

Location:	Laramie, Wyo.
Enrollment:	13,992
President:	Dr. Laurie Nichols
Athletics Director:	Tom Burman
School Colors:	Brown & Gold
16-17 Record:	3-2 (.600)
16-17 MW Record:	3-2 (.600),
Current W/L:	Lost 2
Starters R/L:	4/1
Letterwinners R/L:	9/2
Head Coach:	Allen Edwards
Alma Mater:	Kentucky '02
UW Record:	3-2 (.600), 1st Year
Overall Record:	Samel
15-16 Record:	14-18 (.419)
15-16 MW Record:	7-11 (.389), T-8th
15-16 Postseason:	None

Denver Quick Facts

Location:	Denver, Colo.
Enrollment:	11,767
School Colors:	Crimson and Gold
16-17 Record:	2-3
16-17 SL Record:	0-0
Current W/L:	W1
Starters R/L:	4/1
Letterwinners R/L:	8/3
Head Coach:	Rodney Billups
Alma Mater:	Denver '05
Cal Record:	2-3, 1st Year
Overall Record:	2-3, 1st Year
15-16 Record:	16-15
15-16 SL Record:	7-9, 6th
15-16 Postseason:	None

Denver Series Breakdown

Series History vs. Denver

Overall Series: Wyoming leads 103-50
Series Began: Feb. 28, 1915
Wyoming Record at Home: 63-15
Wyoming Record on the Road: 40-35
Wyoming Record on Neutral Sites: 0-0
Last Meeting: Dec. 2, 2015; Wyoming won 68-52 in Denver

Last 20 Meetings

Date	Score	Site
12/31/96	W 83-74	H
11/16/97	W 73-50	H
11/17/98	L 82-86	H
12/22/99	W 78-60	A
11/27/00	W 70-55	H
11/26/01	W 71-68	A
11/23/02	W 85-65	H
01/06/04	L 62-63	A
01/04/05	W 78-72	H
01/02/06	L 64-69	A
12/06/06	W 91-59	H
11/13/07	L 65-76	A
11/29/08	W 62-54	H
11/25/09	L 77-80	A
12/14/10	W 61-48	H
12/19/11	L 46-57	A
12/18/12	W 71-61	H
12/15/13	L 61-64	A
12/02/14	W 68-42	H
12/02/15	W 68-52	A

Cowboys Open Homestand with Front Range Foe Denver

The Cowboys open a six-game homestand on Wednesday, hosting Front Range foe Denver in the Arena-Auditorium. The game is slated for a 7 p.m. start and will be the 154th meeting between the two schools.

The game will be broadcast live on radio over the 25 affiliate stations of the Cowboy Sports Network. Fans can follow with live video, live stats and listen to the contest on GoWyo.com.

A Look at the Matchup

The Cowboys head into Wednesday night's game with a 3-2 record after suffering a 71-61 loss at Cal on Friday. The Pokes rank third in the Mountain West in field goal percentage defense holding the opposition to 39 percent from the field. The Pokes also rank 55th in the nation in that category. UW is No. 45 in the nation in three-point percentage defense at 29 percent. The Pokes are shooting 42 percent from the field as a team and 30 percent from behind the arc. The Cowboys are fifth in the MW in free throw percentage at 74 percent, ranking No. 66 in the nation.

The Pioneers are 2-3 on the season under first-year head coach Rodney Billups. Denver is averaging 79 points per game this season and is also allowing 79 points per game. The Pioneers are shooting 49 percent from the field and 42 percent from the three-point line. Denver is allowing opponents to shoot 45 percent from the field and 35 percent from the three point line. DU is averaging 16 turnovers per game on the season.

Each Team's Leaders

Sophomore guard Justin James leads the Cowboys in scoring at 17 points per game, which ranks seventh in the MW. He scored a career-high 28 points in the Pokes' loss to Cal last Friday. Senior guard Jason McManamen is second on the team in scoring at 14.8 points per game. He ranks No. 29 in the nation in free throws made this season with 36. Juniors Alan Herndon and Alexander Aka Gorski are averaging 9.8 points per game and 6.6 rebounds. Fellow junior Hayden Dalton is averaging 9.0 per game to go along with a team-high 7.0 rebounds per game.

The Pioneers are led in scoring by guard Joe Rosga. He heads into Wednesday evening's contest averaging 17.8 points per game to go along with 5.0 rebounds per game. He is shooting 49 percent from behind the arc this season. Center Daniel Amigo is pouring in 15.6 points per game to go along with a team-best 8.8 rebounds per game.

About the Series

Wyoming leads the all-time series 103-50 in a series that dates back to 1915. The Pokes are 63-15 in Laramie and have won three of the last four matchups.

Up Next

The Cowboys host Northern Iowa in the Mountain West/Missouri Valley Conference Challenge on Saturday. The game set for a 1 p.m. tip and is a rematch of the NCAA Tournament matchup from 2015.

2016-17 WYOMING GAME NOTES

2016-17 Mountain West Standings As of Nov. 23, 2016

Team (AP/Coaches)	Conference				Overall					
	W-L	Pct.	H	A	W-L	Pct.	H	A	N	Streak
Colorado State	0-0	.000	0-0	0-0	5-1	.833	5-0	0-1	0-0	W3
San Diego State	0-0	.000	0-0	0-0	3-1	.667	2-0	0-1	1-0	W2
Air Force	0-0	.000	0-0	0-0	5-2	.714	5-0	0-0	0-2	L2
Nevada	0-0	.000	0-0	0-0	5-2	.714	3-0	0-1	2-1	L1
New Mexico	0-0	.000	0-0	0-0	4-2	.667	3-0	0-0	1-2	L1
UNLV	0-0	.000	0-0	0-0	4-2	.667	4-2	0-0	0-0	W1
Boise State	0-0	.000	0-0	0-0	3-2	.600	2-0	0-1	1-1	W2
Fresno State	0-0	.000	0-0	0-0	3-2	.600	2-1	1-1	0-0	W1
Utah State	0-0	.000	0-0	0-0	3-2	.600	2-0	1-0	0-2	L2
Wyoming	0-0	.000	0-0	0-0	3-2	.600	2-0	1-2	0-0	L2
San Jose State	0-0	.000	0-0	0-0	2-3	.400	1-2	1-1	0-0	W1

MW Scoreboard

Sunday, November 27

Dayton 64, NEW MEXICO 57
COLORADO STATE 80, Alcorn State 58
SAN JOSE STATE 88, Washington State 76

Saturday, November 26

UNLV 71, Western Kentucky 61
East Carolina 70, AIR FORCE 63
Iona 75, NEVADA 73

Friday, November 25

NEW MEXICO 105, Cal State Northridge 89
COLORADO STATE 67, Southeastern La. 59
NEVADA 67, Buffalo 62
FRESNO STATE 63, Oregon State 58
BOISE STATE 82, Presbyterian 56
TCU 63, UNLV 59
Akron 84, AIR FORCE 75
RV/RV California 71, WYOMING 61

MW Schedule

Monday, November 28

Savannah St. at RV/NR SAN DIEGO STATE,
BOISE STATE at #23/20 Oregon

Tuesday, November 29

Pacific at NEVADA
SAN JOSE STATE at Idaho

Wednesday, November 30

Menlo College at FRESNO STATE
COLORADO STATE at RV/RV Colorado
Abilene Christian at NEW MEXICO
Denver at WYOMING
UNLV at Southern Utah
AIR FORCE at New Mexico State
SMU at BOISE STATE
UTAH STATE vs. BYU

2016-17 Statistical Rankings

Team Category	Stat	MW	NCAA
Scoring Offense	72.8	8th	212th
Scoring Defense	66.4	4th	86th
Scoring Margin	+6.4	5th	126th
Field Goal %	41.5	11th	280th
Field Goal % Defense	38.6	3rd	55th
3 Point %	30.2	10th	300th
3 Point Makes/Game	8.4	2nd	104th
3 Point % Defense	29.0	5th	45th
Free Throw %	74.0	5th	66th
Offense Rbds/Game	8.4	8th	306th
Defensive Rbds/Game	28.4	5th	67th
Rebounding Margin	0.2	9th	203rd
Blocks/Game	4.6	2nd	73rd
Assists/Game	14.2	7th	160th
Assist/Turnover Ratio	1.08	7th	132nd
Steals/Game	6.4	4th	169th
Turnover/Game	13.2	7th	134th
Turnover Margin	2.0	5th	99th
Personal Fouls/Game	23.6	11th	322nd

Last Game: Wyoming 61, Cal 71 (Game 5) Nov. 25, 2016 | Berkeley, Calif. | Haas Pavilion

Official Basketball Box Score -- Game Totals -- Final Statistics
Wyoming Cowboys vs CAL
11/25/16 8:10 p.m. PT at Haas Pavilion, Berkeley, Calif.

Wyoming Cowboys 61 • 3-2

#	Player	Total		3-Ptr		Rebounds		PF	TP	A	TO	Blk	Stl	Min
		FG-FGA	FG-FGA	FT-FTA	FT-FTA	Off	Def							
33	NAUGHTON, Jordan	0-1	0-0	2-4	2-4	0	3	3	1	2	0	2	1	13
5	Herndon, Alan	5-9	0-2	1-2	3	6	9	4	11	1	3	2	2	38
11	LIEBERMAN, Jeremy	0-3	0-2	0-0	0	0	0	1	0	0	1	0	0	10
23	MCNAMEN, Jason	2-10	1-7	1-4	0	1	1	3	6	1	1	0	0	38
3	Aka Gorski, Alexander	1-6	0-3	2-2	1	2	3	3	4	2	0	3	0	30
1	James, Justin	9-14	3-4	7-9	1	1	2	3	28	1	2	0	2	31
10	KELLEY, Cody	0-1	0-0	0-0	0	1	1	1	0	0	1	0	0	10
20	DALTON, Hayden	3-10	0-5	4-5	1	6	7	3	10	4	3	0	1	28
24	ADAMS, Louis	0-0	0-0	0-0	0	0	0	0	0	0	0	0	0	2
Team														Deadball Rebounds 5
Totals		20-54	4-23	17-26	8	24	32	20	61	11	15	3	8	200
FG % 1st Half: 8-27		29.6%	2nd half: 12-27	44.4%	Game: 20-54		37.0%							
3FG % 1st Half: 3-12		25.0%	2nd half: 1-11	9.1%	Game: 4-23		17.4%							
FT % 1st Half: 7-8		87.5%	2nd half: 10-18	55.6%	Game: 17-26		65.4%							

CAL 71 • 3-1

#	Player	Total		3-Ptr		Rebounds		PF	TP	A	TO	Blk	Stl	Min
		FG-FGA	FG-FGA	FT-FTA	FT-FTA	Off	Def							
1	Rabb, Ivan	5-11	0-0	2-5	2	8	10	3	12	3	6	1	0	29
31	Domingo, Stephen	0-6	0-2	1-2	1	1	2	3	1	0	0	0	1	20
44	Rooks, Kameron	1-3	0-0	0-0	1	2	3	2	2	0	0	0	0	15
13	Moore, Charlie	5-9	1-3	7-7	0	0	0	2	18	6	1	0	3	32
3	Mullins, Grant	4-9	2-5	4-4	0	3	3	3	14	2	1	0	1	33
12	Moute a Bidas, R	4-7	2-4	2-2	1	2	3	3	12	0	1	0	0	19
14	Coleman, Don	1-2	0-0	0-2	0	2	2	1	2	1	3	0	0	11
2	Singer, Sam	3-4	0-1	2-3	0	6	6	3	8	0	5	0	1	28
22	Okoroh, Kingsley	1-1	0-0	0-0	0	1	1	2	2	0	2	5	0	12
25	Davis, Roman	0-0	0-0	0-0	0	1	1	0	0	0	0	0	0	1
Team														Deadball Rebounds 2,1
Totals		24-52	5-15	18-25	9	29	38	22	71	12	20	6	6	200
FG % 1st Half: 12-31		38.7%	2nd half: 12-21	57.1%	Game: 24-52		46.2%							
3FG % 1st Half: 3-9		33.3%	2nd half: 2-6	33.3%	Game: 5-15		33.3%							
FT % 1st Half: 11-13		84.6%	2nd half: 7-12	58.3%	Game: 18-25		72.0%							

Officials: Tommy Nunez, Tom O'Neill, Jeff Wooten
Technical fouls: Wyoming Cowboys-James, Justin; TEAM 2. CAL-None.
Attendance: 8355

Score by periods	1st	2nd	Total
Wyoming Cowboys	26	35	61
CAL	38	33	71

Points	In	Off	2nd	Fast	Bench
WY	30	24	6	11	38
CAL	34	17	3	10	24

Last FG - WY 2nd-01:05, CAL 2nd-04:09.
Largest lead - WY None, CAL by 22 2nd-12:10.
WY led for 00:00, CAL led for 38:32. Game was tied for 01:28.

Last Recap: Cowboys Fall on the Road at Cal

The Cowboys used a late run holding Cal without a field goal in the final four minutes of the game, but it wasn't enough as the Pokes fell on the road to the Golden Bears 71-61 on Friday evening in Haas Pavilion in Berkeley, Calif. The Pokes fall to 3-2 on the season with the Bears improving to 3-1. The Golden Bears have now won 22-straight games at home.

Sophomore guard Justin James poured in a career-high 28 points. It marked the fourth-straight game he has scored in double-figures. It was also his first 20-point scoring game of his career. Junior forward Hayden Dalton added 10 points for his third game in double-figures this season. Junior forward Alan Herndon added 11 points for his second straight-games in double-figures. He also led the Pokes with nine rebounds.

The Pokes shot 37 percent from the field going 20-of-54. UW shot 44 percent from the field in the second half to spark the comeback. Wyoming was held to 17 percent from the three point line going 4-of-23. The Golden Bears shot 46 percent from the field going 24-of-52 and the shot 33 percent on 5-of-15 shooting from behind the arc.

Cal held the advantage on the boards grabbing 38 rebounds to the Cowboys 32. Cal was averaging 48 rebounds per game coming into the contest. The Pokes were excellent in capitalizing on Cal's 20 turnovers scoring 24 points.

Charlie Moore led the Golden Bears in scoring with 18 points. Ivan Rabb, one of the top big men in the country recorded a double-double with 12 points and 10 rebounds.

2016-17 WYOMING GAME NOTES

2016-17 RPIForecast.com Tracker

Date	Team	RPI	
11/11	Western State	N/A	W, 88-49
11/14	at Montana	145	W, 73-72
11/19	South Dakota State	196	W, 77-67
11/22	at Pacific	167	L, 65-73
11/25	at California	56	L, 61-71
11/30	Denver	271	
12/3	Northern Iowa	70	
12/5	Colorado Christian	N/A	
12/10	Montana	145	
12/17	Cornell	.244	
12/19	Troy	293	
12/22	Depaul	198	
12/23	USC or Missouri	21/222	
12/28	Air Force	226	
12/31	at UNLV	147	
1/4	at Fresno State	.66	
1/11	Utah State	151	
1/14	Nevada	118	
1/18	at San Jose State	301	
1/21	at New Mexico	141	
1/25	UNLV	147	
1/28	Boise State	101	
1/31	at San Diego State	41	
2/4	at Air Force	226	
2/8	Fresno State	66	
2/11	at Utah State	151	
2/14	Colorado State	181	
2/18	at Boise State	101	
2/25	New Mexico	141	
2/28	at Colorado State	181	

Interview Policies

Interviews, either in person or via telephone, with members of UW's coaching staff and student-athletes must be coordinated through Assistant Media Relations Director Nick Seeman at least one day in advance.

Home and/or cell phone numbers will not be provided to the media, by the coaches, student-athletes, or the athletic department. Media are asked not to request an individual's personal contact information, including e-mail and cell number, but rather to contact Nick.

Notes

Watch Out for James: Sophomore Justin James has been outstanding for the Pokes this season. He is averaging a team best 17 points per game that also ranks seventh in the MW. He scored a career-high 28 points at Cal last Friday for his first 20 point game of his career. He is averaging 19.8 points in his last four games and has scored in double-figures in all four for the first time in his career.

Balanced Attack: The Cowboys feature five players that are averaging at least nine points on the season. Sophomore guard Justin James leads the Cowboys in scoring at 17 points per game, which ranks seventh in the MW. He scored a career-high 28 points in the Pokes' loss to Cal last Friday. Senior guard Jason McManamen is second on the team in scoring at 14.8 points per game. He ranks No. 29 in the nation in free throws made this season with 36. Juniors Alan Herndon and Alexander Aka Gorski are averaging 9.8 points per game and 6.6 rebounds. Fellow junior Hayden Dalton is averaging 9.0 points per game.

Home Cooking: The Cowboys are 2-0 at home this season. The Pokes are shooting 48 percent from the field and holding opponents to only 33 percent. The Pokes are shooting 39 percent from behind the arc in those home games. Junior guard Alexander Aka Gorski has been great in the Dome of Doom averaging 17.5 points per game.

Dynamic Dalton: Junior forward Hayden Dalton has been solid for the Pokes this season. He has scored in double-figures in three games off the Cowboys bench. He leads the team in rebounding with 7.0 per game. That mark ranks 8th in the MW. He scored a season-high 11 points on the road against Montana.

It is Charity for McManamen: Senior guard Jason McManamen scored a season-high 23 points at Pacific. He did most of his damage from the free throw line going 16-for-16. It was the most made free throws without a miss for the Cowboys since Jeron Roberts went 20-for-20 from the line against UTEP on Feb. 7, 1998. McManamen has made 36 free throws this season ranking 29th in the Nation.

Big Al: Junior forward Alan Herndon scored a career-high 17 points against Pacific. He also tied a career-high with seven field goals and three triples. He added 11 points and nine rebounds against Cal for his first back-to-back double-figure scoring games of the season.

Getting Defensive: The Cowboys rank third the MW in field goal percentage defense. The Pokes hold the opposition to 38.6 percent from the field. That number ranks No. 55 in the nation. The Pokes have held three of their five opponents this season to under 35 percent from the field.

Foul Night: The Cowboys and Pacific combined for 64 fouls. It was the most since the Cowboys and Denver combined for 65 fouls on Nov. 25, 2009.

Pickup from the Bench: The Cowboys bench has been solid this season for the Pokes. The Cowboys, who have played at least nine players per game has had their bench average 29.8 points per game. The Cowboy bench combined for a season-high 38 points against Cal.

Double-Double Tandem: Junior Hayden Dalton recorded a double-double against Montana scoring 11 points and grabbing 13 rebounds for his first career double-double. In the season opener against Western State, sophomore Jordan Naughton recorded a double-double with 20 points and 14 rebounds. It marked the first time that two different Cowboys recorded a double-double in back-to-back games since Derek Cooke Jr. did it against Nevada on Jan. 31, 2015 and Larry Nance Jr. against Colorado State on Feb. 4, 2015.

Triple Threat: The Cowboys have been able to shoot the three point ball well this season. The Cowboys rank second in the Mountain West and rank No. 104 in the country in three pointers per game at 8.4. The Pokes hit 14 in the season opener against Western State and hit nine on against Montana and 10 against SDSU. Wyoming averaged 9.9 makes per game last season for first in the MW and 11th in the nation.

Block Party: The Cowboys are second in the Mountain West and rank No. 73 in the nation in blocked shots per game at 4.6. The Pokes blocked nine shots in the season opener against Western State. UW had four swats at Montana including Alan Herndon's block to end the game and give the Cowboys the win.

Alexander the Great: Junior guard Alexander Aka Gorski has been great all season for the Pokes. He ranks second in the MW and No. 43 in the nation in assists to turnover ratio at 3.6. He is also fifth in the conference in assists at 3.6 per game.

2016-17 WYOMING GAME NOTES

Record Watch and Notes

Single Season

Three-Point Field Goals Made

1. Sean Ogirri	2008-09	109
2. Josh Adams	2015-16	96
3. Jason McManamen	2015-16	92
4. Luke Martinez	2011-12	81
5. Derrious Gilmore	2012-13	79
6. Fennis Dembo	1986-87	78
7. Maurice Alexander	1990-91	69
Reggie Fox	1988-89	69
9. Riley Grabau	2013-14	68
LaDrell Whitehead	1995-96	68

Three-Point Field Goals Attempted

1. Sean Ogirri	2008-09	258
2. Josh Adams	2015-16	254
3. Luke Martinez	2011-12	242
4. Derrious Gilmore	2012-13	215
5. Jason McManamen	2015-16	209
6. LaDrell Whitehead	1995-96	193
7. Reggie Fox	1988-89	184
8. Maurice Alexander	1990-91	183
9. Fennis Dembo	1987-88	177
10. Steve Leven	2005-06	176

Team

Three-Point Field Goals Made

1.	307	2015-16	(31 games)
2.	224	2012-13	(34 games)
3.	222	1999-00	(31 games)
4.	211	2008-09	(33 games)
5.	209	2014-15	(35 games)
6.	197	2011-12	(33 games)
7.	189	2013-14	(33 games)
8.	188	1998-99	(28 games)
9.	175	2007-08	(30 games)
	175	1990-91	(32 games)

Three-Point Field Goals Attempted

1.	829	2015-16	(31 games)
2.	695	2012-13	(34 games)
3.	642	2014-15	(35 games)
4.	635	1999-00	(31 games)
5.	602	2011-12	(33 games)
6.	598	1998-99	(28 games)
7.	586	2008-09	(33 games)
8.	556	1995-96	(29 games)
9.	551	2007-08	(30 games)
10.	549	2010-11	(31 games)

Career

Three-Point Field Goals Made

1.	Brandon Ewing	2006-09	193
2.	Josh Adams	2013-16	189
3.	Riley Grabau	2012-15	171
4.	Jay Straight	2002-05	169
5.	LaDrell Whitehead	1995-97	168
6.	Reggie Fox	1987-89	165
7.	Fennis Dembo	1985-88	143
8.	Bradley Mann	1997-00	136
9.	Jason McManamen	2012-16	134
10.	Jeron Roberts	1995-98	132

Three-Point Field Goals Attempted

1.	Brandon Ewing	2006-09	594
2.	Josh Adams	2013-16	572
3.	Jay Straight	2002-05	502
4.	Riley Grabau	2012-15	465
5.	LaDrell Whitehead	1995-97	459
6.	Jeron Roberts	1995-98	416
7.	Reggie Fox	1987-89	405
8.	Brett McFall	1998-01	377
9.	Bradley Mann	1997-00	375
10.	Fennis Dembo	1985-88	361

Naughton Has Career Day: Junior forward Jordan Naughton had a career night against Western State. He had career-highs in points with 20 and rebounds with 14. He had a double-double in the first half with 12 points and 11 boards. He became the first Cowboy in the Mountain West era to record a double-double in the first half. It also marked the seventh time in the MW era that a Cowboy has recorded 10 rebounds in a half. The last was Larry Nance Jr., as he recorded 10 at SMU in 2014-15.

Naughton Was Perfect: Junior forward Jordan Naughton was a perfect 9-of-9 from the field against Western State. The last time a Cowboy was perfect from the field and made nine shots was Uche Nsonwu-Amandi against New Mexico on Jan. 29, 2001.

The Threes Rank Third: The Pokes hit 14 three pointers in the season opener. That mark is tied for third in school history. The Pokes hit a school record 20 threes against Utah State on Feb. 6 of last season. The Pokes hit 17 threes against Colorado State two weeks later for the second most in school history.

Gorski and Naughton Team Up: With Gorski and Naughton teaming up for 40 of the Pokes' 88 points it mark the first time against Houston last season on December 22 that a pair of Cowboys scored 20 points apiece. Josh Adams scored 34 points in that contest with Jason McManamen adding 23 points.

Edwards Era Starts: The Western State game marked the beginning of the Allen Edwards era. The Pokes continued the era on Monday with their first road win under Edwards. He was first coach since Steve McClain in 1998-99 to win their first road contest as head coach. McClain beat Nevada 73-69.

Edwards Adds Three to 2017-18 Roster: University of Wyoming head coach Allen Edwards added three players to the 2017-18 roster on Wednesday with the signing of Anthony Mack, Hunter Maldonado and Pine Bluffs native Hunter Thompson. Mack, a 6-6, 218-pound guard plays for Joe Mantegna at Blair Academy in Blairstown, N.J. Mack was a 3-star recruit by Rivals, Scout and 247 Sports. He ranks as the 51st shooting guard in this year's recruiting class. He received offers from Villanova, Memphis, Georgia, Missouri and Saint Louis among others. Maldonado, a 6-6, 185-pound guard plays for head coach Joe Hites at Vista Ridge High School in Colorado Springs, Colo. Maldonado was named a two-star recruit by ESPN and was one of the top ranked recruits in the state of Colorado. Thompson, a 6-10, 225-pound forward played for head coach Will Gray at Pine Bluffs High School. He was rated as a four-star recruit by ESPN and a three-star recruit from Rivals and 247 Sports. This past summer Thompson along with some of the nation's top recruits participated in the National Basketball Players Association's Top 100 Camp. He also received offers from Colorado and Creighton among others.

Cowboys Picked 10th in MW Preseason Poll: The University of Wyoming men's basketball team was picked to finish 10th in the Mountain West, as the conference announced its 2016-17 preseason media poll in mid-October. San Diego State was tabbed the preseason favorite to win the 2016-17 regular-season title by capturing 23 of 27 first-place votes for 293 points. Nevada received 253 points to finish second, followed by New Mexico with 249 points for third place. Fresno State received 200 points to finish fourth, followed by Boise State (164 points) and Utah State (153). Colorado State (146 points) was seventh, UNLV (120 points) rounded out the poll in eighth. Air Force garnered 90 points for ninth followed by the Cowboys and San Jose State.

Cardiac Cowboys: Wyoming played 17 games decided by single digits last season, as the Cowboys were competitive in almost every game. In 17 of 18 conference games Wyoming was within five points of the lead in the final 10 minutes, while in 13 of their 17 losses UW was within two possessions of the lead in the last 10 minutes. The Pokes are 1-1 this season in games decided by single digits.

Defending Without Fouling: The Pokes averaged 18.7 fouls per game last season for third in the MW and 123rd in the NCAA. A Cowboy fouled out just 11 times. On the flipside, UW forced its foes into more than 20 fouls in 22 of 31 games. The Pokes head into the Cal game averaging 23.6 fouls per game.

Double-Double Tracker

Jordan Naughton vs. Western State, 20 points, 14 rebounds
Hayden Dalton vs. Montana, 11 points, 13 rebounds

2016-17 WYOMING GAME NOTES

The "Dome of Doom" Enters 35th Full Season

The 2016-17 season marked the 35th full season that the Arena-Auditorium (capacity: 11,445) was home to Wyoming basketball. Whether you call it the Arena-Auditorium, the Double A or "The Dome of Doom," Wyoming fans have created an atmosphere that has helped Wyoming win **74.0 percent** of its home games.

Wyoming's record in the Arena-Auditorium:

Overall AA Record:	385-134 (.741)
Conference Record in AA:	174-97 (.642)
Nonconference Record in AA:	211-37 (.850)

Wyoming's MW-era record in the Arena-Auditorium (16 seasons):

Overall Record in AA Since Joining MW:	201-72 (.735)
MW Record in AA:	79-53 (.598)
Nonconference Record in AA:	122-19 (.864)

Wins on National Television Since 1995-96:

Jan. 9, 2016	59-57 Win over UNLV on CBS Sports Network
Feb. 11, 2014	68-62 Win over SDSU on ESPN
Feb. 21, 2005	69-65 Win over SDSU on ESPN Big Monday
Jan. 17, 2005	83-71 Win over BYU on ESPN Big Monday
March 3, 2003	69-66 Win over UNLV on ESPN Big Monday
Feb. 28, 2000	88-61 Win over Utah on ESPN Big Monday
Feb. 27, 1999	79-76 Win over UNLV on ESPN
Jan. 4, 1997	89-61 Win over BYU on ESPN2
Feb. 12, 1996	80-76 Win over Utah on ESPN Big Monday
Jan. 13, 1996	61-58 Win over New Mexico on ESPN2

Wins Over Top-25 Ranked Teams Since 1995-96:

Feb. 11, 2014	68-62 Win over No. 5 ranked San Diego State
Jan. 19, 2013	58-45 Win over No. 15 ranked San Diego State
Dec. 1, 2012	76-69 Win over No. 19 ranked Colorado
Feb. 4, 2011	68-66 Win over No. 11 ranked UNLV
Feb. 28, 2000	88-61 Win over No. 24 ranked Utah
Jan. 14, 1999	96-93 Win over No. 20 ranked TCU
Feb. 12, 1998	62-56 Win over No. 5 ranked Utah
Jan. 10, 1998	58-55 Win over No. 10 ranked New Mexico
Feb. 12, 1996	80-76 Win over No. 7 ranked Utah
Jan. 13, 1996	61-58 Win over No. 25 ranked New Mexico



Wins Over Nationally-Prominent Coaches Since 1995-96

Feb. 11, 2014	68-62 Win over San Diego State's Steve Fisher
Jan. 19, 2013	58-45 Win over San Diego State's Steve Fisher
Jan. 8, 2011	67-66 Win over New Mexico's Steve Alford
Feb. 18, 2009	77-68 Win over UNLV's Lon Kruger
Jan. 10, 2007	86-76 (OT) Win over UNLV's Lon Kruger
March 2, 2002	57-56 Win over Utah's Rick Majerus
Feb. 28, 2000	88-61 Win over Utah's Rick Majerus
Feb. 12, 1998	62-56 Win over Utah's Rick Majerus
Feb. 12, 1996	80-76 Win over Utah's Rick Majerus
Jan. 19, 1995	63-56 Win over Utah's Rick Majerus
Feb. 5, 1994	60-55 Win over Utah's Rick Majerus
Jan. 19, 2013	58-45 Win over San Diego State's Steve Fisher
Jan. 9, 2010	85-83 Win over San Diego State's Steve Fisher
Jan. 14, 2009	83-79 Win over San Diego State's Steve Fisher
Feb. 17, 2007	80-71 Win over San Diego State's Steve Fisher
Feb. 21, 2005	69-65 Win over San Diego State's Steve Fisher
Jan. 26, 2004	79-71 Win over San Diego State's Steve Fisher
Feb. 3, 2001	101-66 Win over San Diego State's Steve Fisher
Jan. 29, 2000	93-87 Win over San Diego State's Steve Fisher
Dec. 19, 2002	77-63 Win over South Carolina's Dave Odom
Jan. 14, 1999	96-93 Win over TCU's Billy Tubbs
Jan. 8, 1998	65-46 Win over UTEP's Don Haskins
Jan. 15, 1996	72-68 Win over UTEP's Don Haskins
Jan. 25, 1997	87-74 Win over Fresno State's Jerry Tarkanian
Jan. 27, 1996	96-81 Win over Fresno State's Jerry Tarkanian

Wyoming's Home Record in Arena-Auditorium

(The Arena-Auditorium opened for the last game of the 1981-82 season when Wyoming defeated Air Force 59-29 on Feb. 20, 1982)

Season	Overall Home Records	Conference Home Records	Conference Tournament Records	NIT Records	CBI Records
2016-17	1-0 (.100)	0-0 (.000)			
2015-16	10-6 (.625)	5-4 (.555)			
2014-15	17-2 (.894)	7-2 (.778)			
2013-14	14-4 (.778)	6-3 (.667)			
2012-13	13-6 (.684)	3-5 (.375)			1-1 (.500)
2011-12	16-3 (.842)	4-3 (.571)			1-0 (1.000)
2010-11	10-7 (.588)	3-5 (.375)			
2009-10	9-9 (.500)	3-5 (.375)			
2008-09	12-4 (.800)	5-3 (.625)			0-1 (.000)
2007-08	8-6 (.571)	3-5 (.375)			
2006-07	12-2 (.857)	6-2 (.750)			
2005-06	9-8 (.529)	3-5 (.375)			
2004-05	11-3 (.786)	5-2 (.714)			
2003-04	10-5 (.667)	4-3 (.571)			
2002-03	12-3 (.800)	4-3 (.571)		1-0 (1.000)	
2001-02	13-1 (.929)	6-1 (.857)			
2000-01	11-2 (.846)	6-1 (.857)		0-1 (.000)	
1999-00	12-1 (.923)	6-1 (.857)			
1998-99	12-2 (.857)	6-1 (.857)		1-0 (1.000)	
1997-98	13-2 (.867)	6-1 (.857)		0-1 (.000)	
1996-97	8-3 (.727)	6-2 (.750)			
1995-96	10-4 (.714)	7-2 (.778)			
1994-95	9-5 (.643)	6-3 (.667)			
1993-94	8-5 (.615)	5-4 (.556)			
1992-93	9-4 (.692)	5-4 (.556)			
1991-92	9-4 (.692)	5-3 (.625)			
1990-91	13-5 (.722)	4-4 (.500)	1-1 (.500)	1-0 (1.000)	
1989-90	9-5 (.643)	4-4 (.500)			
1988-89	10-6 (.625)	3-5 (.375)			
1987-88	13-1 (.929)	7-1 (.875)			
1986-87	11-3 (.786)	6-2 (.750)			
1985-86	16-3 (.842)	7-1 (.875)	2-1 (.667)	3-0 (1.000)	
1984-85	12-4 (.750)	5-3 (.625)			
1983-84	11-3 (.786)	6-2 (.750)	1-0 (1.000)		
1982-83	10-3 (.769)	6-2 (.750)			
1981-82	2-0 (1.000)	2-0 (1.000)			
Totals	385-134 (.741)	175-97 (.642)	4-2 (.667)	6-2 (.750)	2-2 (.500)

2016-17 WYOMING GAME NOTES

Head Coach Allen Edwards



Allen Edwards was introduced as the 21st head coach of the Cowboy basketball program by University of Wyoming Athletics Director Tom Burman on March 21, 2016. He had previously served as an assistant under former UW head coach Larry Shyatt the previous five seasons. With 12 appearances in postseason tournaments and 14 conference championships, Edwards has created success during his playing career at Kentucky and as an assistant the past 14 seasons.

"An institution is fortunate when it has the opportunity to hire its next head coach from within a successful program," Burman said at the time of Edwards' hiring. "Larry Shyatt's Cowboy basketball

legacy has allowed us to do that. We are thrilled to place its future in the hands of Allen Edwards. His basketball pedigree is undeniable, including two national championships with one of the game's most storied programs, Kentucky. He has coached with, and played under some of the game's finest coaches. During his five years here, his impact on our program has been significant, while earning the respect of our players. We believe Wyoming basketball has an extremely bright future."

"This opportunity to lead the Wyoming Cowboys is a blessing I'm truly thankful for," Edwards said. "I'd like to thank Larry Shyatt for bringing me to Laramie and allowing me to grow and develop as a professional with his help. My gratitude to Tom Burman, as well, for the faith that I can continue the tradition of success in the game of basketball and the game of life that Larry has established for this program."

Since joining the program in 2011, Edwards has helped the Pokes compile an overall record of 98-69. He added to his extensive postseason experience with the Cowboys qualifying for the CBI from 2012-14 and the NCAA Championships in 2015. That 2014-15 season included winning the Mountain West tournament title to secure the Pokes' first appearance in the NCAA tournament since 2002. During his time in Laramie, the Cowboys have claimed six wins over top-25 opponents, including one against a top-five foe, and six players have earned 15 all-conference honors, including a MW Player of the Year and two MW Defensive Players of the Year. He helped coach Larry Nance Jr., who was picked 27th overall in the first round of last year's NBA draft by the Los Angeles Lakers. Edwards also took the reins for one game on Jan. 22, 2014, to lead Wyoming to a come-from-behind 66-59 win at Air Force when Shyatt was ill.

"I want to congratulate coach Shyatt on the outstanding job he did at Wyoming," Nance said. "He took a 10-win program to nearly four-straight seasons with 20 wins. It's awesome to see him get some time to relax for a little bit. He's earned that. In the same breath, he couldn't be handing off the program to a more capable person. Coach Edwards is one of the smartest basketball minds I know, even at the NBA level. How he handles his players and staff, he commands respect and he deserves it. Allen is the right man for the job and he will continue the success there at Wyoming."

Edwards came to Wyoming from Western Kentucky, where he spent the 2010-11 season under Ken McDonald as an assistant coach. The Hilltoppers finished 16-16 overall, including 8-8 in the Sun Belt Conference, with a pair of first team all-conference players. Prior to WKU, Edwards spent 2009-10 as an assistant at Towson University under head coach Pat Kennedy.

Those two positions for Edwards came after a very productive three-year stint at Virginia Commonwealth University with head coach Anthony Grant from 2006-09. He helped guide the Rams to a 76-25 overall record during that time, including 45-9 in the Colonial Athletic Association, as the Rams won three conference regular-season titles and two tournament titles. VCU played in the NCAA tournament twice, including a first-round upset of Duke in 2007, and the NIT once. During that 2006-07 season, the Rams led the nation in three-point field goal percentage defense and were 10th in field goal percentage defense. Edwards helped cultivate Eric Maynor, the 20th overall pick in the 2009 NBA draft, and Larry Sanders, the 15th overall selection in the 2010 NBA draft.

Edwards' first full-time assistant position was at Morehead State from 2003-06 under head coach Kyle Macy. He previously spent the 2002-03 as a special assistant to head coach Tubby Smith at Kentucky, as he returned to complete his degree in sociology. During that season, the Wildcats went 16-0 in the SEC to win the conference regular season and

tournament and advance to the NCAA's Elite Eight.

Edwards enjoyed a tremendous playing career at Kentucky from 1995-98 that included three seasons under Rick Pitino and one under Smith. The Wildcats advanced to three-straight Final Fours during Edwards' sophomore, junior and senior seasons, including winning national titles in 1996 and 1998. During his freshman campaign, Kentucky made the Elite Eight. With Edwards, the Wildcats compiled a 132-16 overall record and won three SEC regular-season crowns and three tournament titles. He averaged 9.2 points, 3.3 assists and 3.3 rebounds as a senior. Following his collegiate career, Edwards played professionally in the CBA and the IBL.

A native of Miami, Edwards played his prep career at Miami Senior High School where he and his two brothers collected five prep state titles. Allen is married to the former LaTanya Webb, a two-time All-SEC volleyball player at Kentucky. They have two daughters, Mai'a (15) and Landree (4), and a son, Jaxson (8). Edwards will be 40 years old when the 2016-17 season starts.

The Edward's File

Coaching History

2011-present -- Wyoming as an Assistant Coach
2010-11 -- Western Kentucky as an Assistant Coach
2009-10 -- Towson University as an Assistant Coach
2006-09 -- VCU as an Assistant Coach
2003-06 -- Morehead State as an Assistant Coach
2002-03 - Kentucky as an Assistant Coach

NCAA Championship Teams (2)

1998 - NCAA Champions at Kentucky as a Player
1996 - NCAA Champions at Kentucky as a Player

Postseason Berths (12)

(NCAA Tournament: 2 National Championships, 8 Appearances)
(National Invitation Tournament: 1 Appearance)
(College Basketball Invitational: 2 Quarterfinal Appearances, 3 Appearances)

2015 - NCAA Second Round at Wyoming as an Assistant Coach
2014 - CBI First Round at Wyoming as an Assistant Coach
2013 - CBI Quarterfinals at Wyoming as an Assistant Coach
2012 - CBI Quarterfinals at Wyoming as an Assistant Coach
2009 -- NCAA First Round at VCU as an Assistant Coach
2008 -- NIT First Round at VCU as an Assistant Coach
2007 -- NCAA Second Round at VCU as an Assistant Coach
2003 -- NCAA Elite Eight at Kentucky as an Assistant Coach
1998 -- NCAA Champions at Kentucky as a Player
1997 -- NCAA Runner-Up at Kentucky as a Player
1996 -- NCAA Champions at Kentucky as a Player
1995 -- NCAA Elite Eight at Kentucky as a Player

Conference Championship Teams (14)

2015 - MW Tournament Champions at Wyoming as an Assistant Coach
2009 -- CAA Regular-Season and Tournament Champions as an Assistant Coach
2008 -- CAA Regular-Season Champions as an Assistant Coach
2007 -- CAA Regular-Season and Tournament Champions as an Assistant Coach
2003 -- SEC Regular-Season and Tournament Champions as an Assistant Coach
1998 -- SEC Regular-Season and Tournament Champions as a Player
1997 -- SEC Tournament Champions as a Player
1996 -- SEC Regular-Season Champions as a Player
1995 -- SEC Regular-Season and Tournament Champions as a Player

2016-17 WYOMING GAME NOTES

Assistant Coach Jeremy Shyatt



Jeremy Shyatt begins his sixth season as an assistant coach for Wyoming during 2016-17. The oldest son of former head coach Larry Shyatt, Jeremy helped guide the Cowboys to a 25-10 overall record during the 2014-15 campaign for a Mountain West tournament title and Wyoming's first berth in the NCAA tournament since 2001-02. Shyatt was at North Florida for two seasons prior to coming to UW.

At North Florida, Shyatt assisted head coach Matthew Driscoll, who was an assistant at Wyoming during the 1997-98 season under Larry. During his time

with the Ospreys, Shyatt helped build a resurgence of the basketball program. North Florida won 28 games in the two years, after having won just 22 total games in the four years prior to that.

In 2010-11, UNF finished 15-19 overall and 10-10 in the Atlantic Sun Conference. The 15 wins matched the most in school history and the 10 conference wins also set a school record. The Ospreys fell one game short of the NCAA Tournament, losing to Belmont in the Atlantic Sun Championship game. It marked the first time that North Florida had played in a conference championship game. In addition, North

Florida won the Mayan Division of the 2010 Cancun Challenge. Prior to their trip to Cancun, the Ospreys traveled to Wyoming and beat the Cowboys in the Arena-Auditorium.

At UNF, Shyatt was involved in many facets of the program including on-court coaching, recruiting, opponent scouting, team academic progress, housing, camps, skill development and was the team's video coordinator. He helped design the team's basketball locker room, and oversaw their Nike account and student-managers.

Prior to taking the job at UNF, Shyatt spent two seasons at Virginia Commonwealth University as the team's Director of Basketball Operations. During his stint at VCU, the Rams won two regular-season conference championships, advanced to the NCAA Tournament in 2009 and earned an NIT berth in 2008. He helped coach Eric Maynor, the 20th overall selection in the 2009 NBA draft and Larry Sanders, the 15th overall selection in the 2010 NBA draft.

Shyatt held the same Director of Basketball Operations title at East Carolina University from 2005-07.

From 2003-05, Shyatt was a volunteer assistant coach at the University of South Carolina. There, he earned a master's degree in integrated communication and advertising.

From 2002-05, Shyatt served as director of the Boys and Girls Summer Day Camps with the NBA's Cleveland Cavaliers.

Assistant Coach Tony Pujol



University of Wyoming men's basketball head coach Allen Edwards completed his 2016-17 staff April 19 with the hiring of Tony Pujol as an assistant coach. Pujol previously spent time at Alabama and VCU.

Pujol last coached collegiately at Alabama for five seasons from 2010-2014 under head coach Anthony Grant. Pujol helped the Crimson Tide compile a 99-71 record during his time on the staff, including three-straight 20-win seasons for the first time since 1990-92. Alabama earned two NIT bids and one NCAA bid from 2011-13 and finished runner-up in the NIT in 2011.

That 2010-11 Crimson Tide team featured one of the toughest defenses in the nation, as Alabama surrendered only 59.4 points per game, the eighth-lowest average in the nation. Alabama's tenacious defense helped it go 19-0 at home during that season. On the recruiting trail, he helped the Tide land a 2011 recruiting class that Rivals.com ranked as the fifth best in the nation with four prospects ranked in the top 100 nationally. After the 2013-14 season, Pujol

stepped away from collegiate coaching to dedicate more time to his family and has coached the last year and a half in the AAU ranks in New Jersey.

Previously, Pujol served under Grant at VCU from 2006-09 with Edwards and Jeremy Shyatt. The staff guided the Rams to a 76-25 record in those three seasons, including 45-9 in the Colonial Athletic Association. VCU won three conference regular-season titles and two tournament titles in that span to play in the NCAA tournament twice and NIT once. Two Rams from that team, Eric Maynor and Larry Sanders, would go on to be selected in the NBA draft. Pujol joined Grant's staff after two seasons at Appalachian State from 2004-06, where he helped the Mountaineers win the Southern Conference North Division in 2005. The team also earned the NCAA's Public Recognition Award based on the program's APR. His recruits would help ASU win a school-record 25 games the season after he left.

Prior to his collegiate career, Pujol was a high school coach in south Florida for 13 seasons, including nine at Northwest Christian Academy in Miami, where he posted a 250-46 record with state titles in 1999, 2003 and 2004. He graduated from Sterling College (Kansas) in 1989 with a degree in business administration and was a standout in both basketball and baseball, earning all-conference honors on the diamond in his final three seasons.

Assistant Coach Jermaine Kimbrough



University of Wyoming men's basketball head coach Allen Edwards announced April 14 the hiring of Jermaine Kimbrough as an assistant coach. Kimbrough came to Laramie from Nevada and Cleveland State.

Kimbrough spent the 2015-16 season under head coach Eric Musselman at Nevada. The first-year staff guided the Wolf Pack to a 24-14 overall record, including a 10-8 mark in the conference for fourth in the Mountain West regular-season standings. More importantly, Nevada accepted a bid to the CBI and won the tournament for the MW's first postseason title in men's basketball. With

Kimbrough's help, two Wolf Pack players earned four All-MW honors, including freshman forward Cameron Oliver being named to the All-MW Third Team, All-Defensive Team and All-Tournament Team.

Kimbrough came to Nevada after nine seasons from 2006-14 as an assistant under head coach Gary Waters at Cleveland State. During that time he helped the Vikings to a pair of Horizon League Championships, one NCAA tournament, three NIT trips and a CollegeInsider.com Tournament appearance. Cleveland State had five 20-wins campaigns

in Kimbrough's nine seasons with a 157-112 overall record. He also coached Norris Cole at CSU, who was selected in the 2011 NBA draft.

Kimbrough's coaching career started at the NJCAA's Howard College where he spent two seasons as an assistant from 2001-03. He moved on to serve as Director of Operations at Cleveland State in 2003-04 and Massachusetts in 2004-05. During that season the Minutemen knocked off No. 2 Connecticut, No. 20 George Washington and No. 23 Florida State. Kimbrough would move on to serve as an assistant coach for one season at IPFW before returning to Cleveland State.

During his playing career, Kimbrough spent two seasons at St. Catherine College, before transferring to Virginia Tech for two seasons from 1998-2000. He would go on to graduate from Virginia Tech with his bachelor's degree in psychology in 2001.

Kimbrough played his prep career at Shaker Heights High School in Cleveland and earned all-league honors four times and all-city accolades three times. He was named second-team all-state as a senior after averaging 26 points per game.

Jermaine and his wife, Tameka, have five children.

2016-17 WYOMING GAME NOTES

Alphabetical Roster

No.	Name	Pos.	Ht.	Wt.	Cl.	Exp.	Hometown (Last School)
24	Louis Adams	G	6-4	185	Jr.	TR	Chicago, Ill. (Odessa College)
3	Alexander Aka Gorski	G	6-5	205	Jr.	2L	Lund, Sweden (Sunrise Christian Academy)
13	Sam Averbuck	G	6-4	185	RFr.	RS	Santa Rosa, Calif. (Suffield Academy)
21	Jonathan Barnes	F	6-10	245	Jr.	2L	Parker, Colo. (Ponderosa HS)
20	Hayden Dalton	F	6-8	185	Jr.	1L	Parker, Colo. (Central Wyoming)
5	Alan Herndon	F	6-9	210	Jr.	2L	Colorado Springs, Colo. (Widefield HS)
1	Justin James	G	6-7	180	So.	1L	Port Saint Lucie, Fla. (Oldsmar Christian HS)
15	Brodricks Jones	F	6-10	220	So.	TR	Los Angeles, Calif. (UTEP)
10	Cody Kelley	G	5-11	180	RFr.	RS	Gillette, Wyo. (Elev8)
11	Jeremy Lieberman	G	6-1	175	Jr.	2L	Malibu, Calif. (Calabasas HS)
25	Morris Marshall	G	6-4	180	Sr.	1L	White Springs, Fla. (Sante Fe JC)
23	Jason McManamen	G	6-5	195	Sr.	3L	Torrington, Wyo. (Torrington HS)
2	Andrew Moemeka	F	6-8	210	RFr.	RS	Lake City, Fla. (Oldsmar Christian HS)
14	Austin Mueller	F	6-6	200	Fr.	HS	Highlands Ranch, Colo. (ThunderRidge HS)
33	Jordan Naughton	F	6-10	225	So.	1L	Rancho Cucamonga, Calif. (Etiwanda HS)
0	Nyaires Redding	G	6-2	166	Jr.	TR	Cleveland, Ohio (Washington State)

Numerical Roster

No.	Name	Pos.	Ht.	Wt.	Cl.	Exp.	Hometown (Last School)
0	Nyaires Redding	G	6-2	166	Jr.	TR	Cleveland, Ohio (Washington State)
1	Justin James	G	6-7	180	So.	1L	Port Saint Lucie, Fla. (Oldsmar Christian HS)
2	Andrew Moemeka	F	6-8	210	RFr.	RS	Lake City, Fla. (Oldsmar Christian HS)
3	Alexander Aka Gorski	G	6-5	205	Jr.	2L	Lund, Sweden (Sunrise Christian Academy)
5	Alan Herndon	F	6-9	210	Jr.	2L	Colorado Springs, Colo. (Widefield HS)
10	Cody Kelley	G	5-11	180	RFr.	RS	Gillette, Wyo. (Elev8)
11	Jeremy Lieberman	G	6-1	175	Jr.	2L	Malibu, Calif. (Calabasas HS)
13	Sam Averbuck	G	6-4	185	RFr.	RS	Santa Rosa, Calif. (Suffield Academy)
14	Austin Mueller	F	6-6	200	Fr.	HS	Highlands Ranch, Colo. (ThunderRidge HS)
15	Brodricks Jones	F	6-10	220	So.	TR	Los Angeles, Calif. (UTEP)
20	Hayden Dalton	F	6-8	185	Jr.	1L	Parker, Colo. (Central Wyoming)
21	Jonathan Barnes	F	6-10	245	Jr.	2L	Parker, Colo. (Ponderosa HS)
23	Jason McManamen	G	6-5	195	Sr.	3L	Torrington, Wyo. (Torrington HS)
24	Louis Adams	G	6-4	185	Jr.	TR	Chicago, Ill. (Odessa College)
25	Morris Marshall	G	6-4	180	Sr.	1L	White Springs, Fla. (Sante Fe JC)
33	Jordan Naughton	F	6-10	225	So.	1L	Rancho Cucamonga, Calif. (Etiwanda HS)

Starters and Lettermen Returning/Lost

Starters Returning (4)

No.	Name	Pos.	Ht.	Wt.	Cl.	Exp.	PPG	RPG	APG	GP/GS
21	Jonathan Barnes	F	6-10	245	Jr.	2L	1.9	1.7	0.2	28/23
5	Alan Herndon	F	6-9	210	Jr.	2L	7.8	4.8	0.8	31/30
11	Jeremy Lieberman	G	6-1	175	Jr.	2L	4.0	2.1	1.2	31/22
23	Jason McManamen	G	6-5	195	Sr.	3L	14.4	3.0	1.6	31/31

Starters Lost (1)

No.	Name	Pos.	Ht.	Wt.	Cl.	Exp.	PPG	RPG	APG	GP/GS
14	Josh Adams	G	6-2	185	Sr.	4L	24.7	5.5	4.2	30/30

Other Lettermen Returning (5)

No.	Name	Pos.	Ht.	Wt.	Cl.	Exp.	PPG	RPG	APG	GP/GS
3	Alexander Aka Gorski	G	6-5	205	Jr.	2L	5.6	2.0	1.1	31/10
20	Hayden Dalton	F	6-8	185	Jr.	1L	3.8	3.3	1.0	28/1
1	Justin James	G	6-7	180	So.	1L	5.2	1.9	0.8	30/3
25	Morris Marshall	G	6-4	180	Sr.	1L	0.6	0.3	0.0	8/0
33	Jordan Naughton	F	6-10	225	So.	1L	3.0	1.9	0.0	23/0

* Indicates blocked shot average

Newcomers

No.	Name	Pos.	Ht.	Wt.	Cl.	Exp.	Hometown (Last School)
24	Louis Adams	G	6-4	185	Jr.	TR	Chicago, Ill. (Odessa College)
15	Brodricks Jones	F	6-10	220	So.	TR	Los Angeles, Calif. (UTEP)
14	Austin Mueller	F	6-6	200	Fr.	HS	Highlands Ranch, Colo. (ThunderRidge HS)
0	Nyaires Redding	G	6-2	166	Jr.	TR	Cleveland, Ohio (Washington State)

Pronunciations

Averbuck - AV-er-buck
McManamen - Mick-MAN-ah-men
Moemeka - MO-mecca
Lieberman - Lee-burr-man

Roster Breakdown

By Class

Seniors (2)			
Morris Marshall	G	6-4	180
Jason McManamen	G	6-5	195

Juniors (7)			
Louis Adams	G	6-4	185
Alexander Aka Gorski	G	6-5	205
Jonathan Barnes	C	6-10	245
Hayden Dalton	F	6-8	185
Alan Herndon	F	6-9	210
Jeremy Lieberman	G	6-1	175
Nyaires Redding	G	6-2	166

Sophomores (3)			
Justin James	G	6-7	180
Jordan Naughton	F	6-10	225
Brodricks Jones	F	6-10	220

Redshirt Freshmen (3)			
Sam Averbuck	G	6-4	185
Cody Kelley	G	5-11	180
Andrew Moemeka	F	6-8	210

Freshman (1)			
Austin Mueller	F	6-6	200

By Position

Guards (9)			
Louis Adams	G	6-4	185
Alexander Aka Gorski	G	6-5	205
Sam Averbuck	G	6-4	185
Justin James	G	6-7	180
Cody Kelley	G	5-11	180
Jeremy Lieberman	G	6-1	175
Morris Marshall	G	6-4	180
Jason McManamen	G	6-5	195
Nyaires Redding	G	6-2	166

Forwards (7)			
Jonathan Barnes	F	6-10	245
Hayden Dalton	F	6-8	185
Alan Herndon	F	6-9	210
Brodricks Jones	F	6-10	220
Andrew Moemeka	F	6-8	210
Austin Mueller	F	6-6	200
Jordan Naughton	F	6-10	225


By High School or Transfer

High School (11)			
Alexander Aka Gorski	G	6-5	205
Sam Averbuck	G	6-4	185
Jonathan Barnes	C	6-10	245
Alan Herndon	F	6-9	210
Justin James	G	6-7	180
Cody Kelley	G	5-11	180
Jeremy Lieberman	G	6-1	175
Jason McManamen	G	6-5	195
Andrew Moemeka	F	6-8	210
Austin Mueller	F	6-6	200
Jordan Naughton	F	6-10	225

Transfers (5)			
Louis Adams	G	6-4	185
Morris Marshall	G	6-4	180
Hayden Dalton	F	6-8	185
Brodricks Jones *	F	6-10	220
Nyaires Redding *	G	6-2	166

* Will sit out 2016-17 season to satisfy NCAA Transfer Rules

2016-17 WYOMING GAME NOTES



#24 Louis Adams

Junior □ Guard □ 6-4 □ 185
Chicago, Illinois (Odessa College)

2016-17 Averages

PTS	REB	AST	FG%	3FG%	FT%	MIN
2.0	1.7	1.0	.400	.000	.667	6.0

Notable

- Scored three points with five rebounds in his Pokes debut against Western State
- Added three points against Montana

2016-17 Game-by-Game Statistics

OPPONENT	MIN	FG/%	3-PT./%	FT/%	OR	DR	REB	PF	A	TO	BL	ST	PTS	GS
Western State	13	1-4 (.250)	0-2 (.000)	1-2 (.500)	1	4	5	2	2	0	0	1	3	
at Montana	3	1-1 (1.000)	0-0 (.000)	1-1 (1.000)	0	0	0	0	1	0	0	0	3	
South Dakota St.	DNP	Injury												
at Pacific	DNP	Injury												
at Cal	2	0-0 (.000)	0-0 (.000)	0-0 (.000)	0	0	0	0	0	0	0	0	0	
Denver														
Northern Iowa														
Colorado Christian														
Montana														
Cornell														
Troy														
vs. DePaul														
Air Force*														
at UNLV*														
at Fresno State*														
Utah State*														
Nevada*														
at San Jose State*														
at New Mexico*														
UNLV*														
Boise State*														
at San Diego State														
Fresno State*														
at Utah State*														
Colorado State*														
at Boise State*														
New Mexico*														
at Colorado State*														
San Jose State*														
Totals	18	2-5 (.400)	0-2 (.000)	2-3 (.667)	1	4	5	2	3	0	0	1	6	0

Season & Career Highs

Season Highs

Points	3 twice, last at Montana, 11-14-16
FG Made	1 twice, last at Montana, 11-14-16
3FG Made	N/A
FT Made	1 twice, last at Montana, 11-14-16
Rebounds	5 vs. Western State, 11-11-16
Assists	2 vs. Western State, 11-11-16
Blocks	N/A
Steals	1 vs. Western State, 11-11-16
Minutes	13 vs. Western State, 11-11-16

Career Highs

Points	3 twice, last at Montana, 11-14-16
FG Made	1 twice, last at Montana, 11-14-16
3FG Made	N/A
FT Made	1 twice, last at Montana, 11-14-16
Rebounds	5 vs. Western State, 11-11-16
Assists	2 vs. Western State, 11-11-16
Blocks	N/A
Steals	1 vs. Western State, 11-11-16
Minutes	13 vs. Western State, 11-11-16

Double-Figure Scoring Games

Season	0
Career	0

Double-Figure Rebounding Games

Season	0
Career	0

Twenty-Point Scoring Games

Season	0
Career	0

Double-Double Games

Season	0
Career	0

Career Statistics

G/GS	MIN/AVG	FG-FGA/%	3-PT./%	FT-FTA/%	OR	DR	REB	AVG	A	TO	BL	ST	PTS/AVG
16-17	3/0	18/6.0	2-5/.400	0-2/.000	2-3/.667	1	4	5	1.7	3	0	0	6/2.0
TOTAL	3/0	18/6.0	2-5/.400	0-2/.000	2-3/.667	1	4	5	1.7	3	0	0	6/2.0



#3 Alexander Aka Gorski

Junior □ Guard □ 6-5 □ 215
Lund, Sweden (Sunrise Christian Academy)

2016-17 Averages

PTS	REB	AST	FG%	3FG%	FT%	MIN
9.8	2.4	3.6	.410	.385	1.000	28.8

Notable

- Netted a career-high 20 points against Western State, 11-11-16
- Leads the team with 3.6 assists per game
- Pronounced Ah-Kah Gore-ski

2016-17 Game-by-Game Statistics

OPPONENT	MIN	FG/%	3-PT./%	FT/%	OR	DR	REB	PF	A	TO	BL	ST	PTS	GS
Western State	26	6-10 (.600)	5-8 (.625)	3-3 (1.000)	0	0	0	1	4	0	0	1	20	*
at Montana	36	2-6 (.333)	2-5 (.400)	202 (1.000)	1	2	3	3	3	0	0	0	8	*
South Dakota St.	31	6-13 (.462)	3-8 (.375)	0-0 (.000)	0	6	6	4	4	2	0	0	15	*
at Pacific	21	1-4 (.250)	0-2 (.000)	0-0 (.000)	0	0	0	5	3	1	0	0	2	*
at Cal	30	1-6 (.167)	0-3 (.000)	2-2 (1.000)	1	2	3	3	4	2	0	3	4	*
Denver														
Northern Iowa														
Colorado Christian														
Montana														
Cornell														
Troy														
vs. DePaul														
Air Force*														
at UNLV*														
at Fresno State*														
Utah State*														
Nevada*														
at San Jose State*														
at New Mexico*														
UNLV*														
Boise State*														
at San Diego State														
Fresno State*														
at Utah State*														
Colorado State*														
at Boise State*														
New Mexico*														
at Colorado State*														
San Jose State*														
Totals	144	16-39 (.410)	10-26 (.385)	7-7 (1.000)	2	10	12	16	18	5	0	4	49	5

Season & Career Highs

Season Highs

Points	20 vs. Western State, 11-11-16
FG Made	6 twice, last vs. South Dakota State, 11-19-16
3FG Made	5 vs. Western State, 11-11-16
FT Made	3 vs. Western State, 11-11-16
Rebounds	6 vs. South Dakota State, 11-19-16
Assists	4, three times, last at Cal, 11-25-16
Blocks	N/A
Steals	3 at Cal, 11-25-16
Minutes	31 vs. South Dakota State, 11-19-16

Career Highs

Points	20 vs. Western State, 11-11-16
FG Made	6 twice, last vs. South Dakota State, 11-19-16
3FG Made	5 vs. Western State, 11-11-16
FT Made	5 twice, last at Boise State, 2-13-16
Rebounds	6 vs. South Dakota State, 11-19-16
Assists	4, four times, last at Cal, 11-25-16
Blocks	N/A
Steals	3 at Cal, 11-25-16
Minutes	36 at Denver, 12-2-15

Double-Figure Scoring Games

Season	2
Career	6

Double-Figure Rebounding Games

Season	0
Career	0

Twenty-Point Scoring Games

Season	1
Career	1


Double-Double Games

Season	0
Career	0

Career Statistics

	G/GS	MIN/AVG	FG-FGA/%	3-PT./%	FT-FTA/%	OR	DR	REB	AVG	A	TO	BL	ST	PTS/AVG
14-15	20/0	166/8.3	13-42/.310	8-30/.267	8-16/.500	8	5	13	0.7	2	8	0	3	42/2.1
15-16	31/10	582/18.8	49-128/.383	34-92/.370	43-61/.705	11	50	61	2.0	34	26	0	7	175/5.6
16-17	5/5	144/28.8	16-39/.410	10-26/.385	7-7/1.000	2	10	12	2.4	18	5	0	4	49/9.8
TOTAL	56/15	892/15.9	78-209/.373	52-148/.351	58-84/.690	21	65	86	1.5	54	39	0	14	266/4.8

2016-17 WYOMING GAME NOTES



#13 Sam Averbuck

Redshirt Freshman □ Guard □ 6-4 □ 189
Santa Rosa, Calif. (Suffield Academy)

2016-17 Averages

PTS	REB	AST	FG%	3FG%	FT%	MIN
0.0	0.0	0.5	---	---	---	2.5

Notable

- Redshirted the 2015-16 season, made UW debut against Western St.
- Son of Chico Averbuck, Dir. of International Scouting for Cleveland
- Pronounced AV-er-buck

2016-17 Game-by-Game Statistics

OPPONENT	MIN	FG/%	3-PT./%	FT/%	OR	DR	REB	PF	A	TO	BL	ST	PTS	GS
Western State	4	0-0 (.000)	0-0 (.000)	0-0 (.000)	0	0	0	0	1	0	0	0	0	
at Montana	DNP													
South Dakota St.	DNP													
at Pacific	1	0-0 (---)	0-0 (---)	0-0 (---)	0	0	0	0	0	0	0	0	0	
at Cal	DNP													
Denver														
Northern Iowa														
Colorado Christian														
Montana														
Cornell														
Troy														
vs. DePaul														
Air Force*														
at UNLV*														
at Fresno State*														
Utah State*														
Nevada*														
at San Jose State*														
at New Mexico*														
UNLV*														
Boise State*														
at San Diego State														
Fresno State*														
at Utah State*														
Colorado State*														
at Boise State*														
New Mexico*														
at Colorado State*														
San Jose State*														
Totals	5	0-0 (.000)	0-0 (.000)	0-0 (.000)	0	0	0	0	1	0	0	0	0	

Season & Career Highs

Season Highs

Points	N/A
FG Made	N/A
3FG Made	N/A
FT Made	N/A
Rebounds	N/A
Assists	1 vs. Western State, 11-11-16
Blocks	N/A
Steals	N/A
Minutes	4 vs. Western State, 11-11-16

Career Highs

Points	N/A
FG Made	N/A
3FG Made	N/A
FT Made	N/A
Rebounds	N/A
Assists	1 vs. Western State, 11-11-16
Blocks	N/A
Steals	N/A
Minutes	4 vs. Western State, 11-11-16

Double-Figure Scoring Games

Season	0
Career	0

Double-Figure Rebounding Games

Season	0
Career	0

Twenty-Point Scoring Games

Season	0
Career	0

Double-Double Games

Season	0
Career	0

Career Statistics

G/GS	MIN	AVG	FG-FGA/%	3-PT./%	FT-FTA/%	OR	DR	REB	AVG	A	TO	BL	ST	PTS	AVG
15-16	DNP	-	Redshirted												
16-17	2/0	5/2.5	0-0/0.000	0-0/0.000	0-0/0.000	0	0	0	0.0	1	0	0	0	0/0.0	
TOTAL	2/0	5/2.5	0-0/0.000	0-0/0.000	0-0/0.000	0	0	0	0.0	1	0	0	0	0/0.0	



#21 Jonathan Barnes

Junior □ Forward □ 6-10 □ 246
Parker, Colo. (Ponderosa HS)

2016-17 Averages

PTS	REB	AST	FG%	3FG%	FT%	MIN
2.0	1.0	0.0	.000	.000	1.000	6.0

Notable

- Recorded a career-high 10 points against Cal on Dec. 5 of last season
- Started in 23 games during the 2015-16 season

2016-17 Game-by-Game Statistics

OPPONENT	MIN	FG/%	3-PT./%	FT/%	OR	DR	REB	PF	A	TO	BL	ST	PTS	GS
Western State	6	0-1 (.000)	0-0 (.000)	2-2 (1.000)	0	1	1	1	0	1	1	0	2	
at Montana	DNP	-	-	-	-	-	-	-	-	-	-	-	-	
South Dakota St.	DNP	-	-	-	-	-	-	-	-	-	-	-	-	
at Pacific	DNP	-	-	-	-	-	-	-	-	-	-	-	-	
at Cal	DNP	-	-	-	-	-	-	-	-	-	-	-	-	
Denver														
Northern Iowa														
Colorado Christian														
Montana														
Cornell														
Troy														
vs. DePaul														
Air Force*														
at UNLV*														
at Fresno State*														
Utah State*														
Nevada*														
at San Jose State*														
at New Mexico*														
UNLV*														
Boise State*														
at San Diego State														
Fresno State*														
at Utah State*														
Colorado State*														
at Boise State*														
New Mexico*														
at Colorado State*														
San Jose State*														
Totals	6	0-1 (.000)	0-0 (.000)	2-2 (1.000)	0	1	1	1	0	1	1	0	2	

Season & Career Highs

Season Highs

Points	2 vs. Western State, 11-11-16
FG Made	N/A
3FG Made	N/A
FT Made	2 vs. Western State, 11-11-16
Rebounds	1 vs. Western State, 11-11-16
Assists	N/A
Blocks	1 vs. Western State, 11-11-16
Steals	N/A
Minutes	6 vs. Western State, 11-11-16

Career Highs

Points	10 vs California, 12-5-15
FG Made	3 twice, vs California, 12-5-15
3FG Made	N/A
FT Made	4 vs California, 12-5-15
Rebounds	4 six times, last at Colorado State, 2-20-16
Assists	2 vs New Mexico Highlands 11-19-15
Blocks	2 vs. Regis, 12-7-14
Steals	1 four times, last vs Marshall (in Las Vegas), 12-21-15
Minutes	28 vs California, 12-5-15

Double-Figure Scoring Games

Season	0
Career	1

Double-Figure Rebounding Games

Season	0
Career	0

Twenty-Point Scoring Games

Season	0
Career	0

Double-Double Games

Season	0
Career	0

Career Statistics

G/GS	MIN	AVG	FG-FGA/%	3-PT./%	FT-FTA/%	OR	DR	REB	AVG	A	TO	BL	ST	PTS	AVG
14-15	14/0	63/4.5	7-14/500	0-0/0.000	6-10/600	4	11	15	1.1	1	5	4	1	20/1.4	
15-16	28/23	290/10.4	18-39/462	0-0/0.000	18-38/474	14	33	47	1.7	6	12	6	3	54/1.9	
16-17	1/0	6/6.0	0-1/0.000	0-0/0.000	2-2/1.000	0	1	1	1.0	0	1	1	0	2/2.0	
TOTAL	43/23	359/8.3	25-54/463	0-0/0.000	26-50/520	18	45	63	1.5	7	18	11	4	76/1.8	

2016-17 WYOMING GAME NOTES



#20 Hayden Dalton
Junior □ Forward □ 6-8 □ 186
Parker, Colo. (Central Wyoming)

2016-17 Averages

PTS	REB	AST	FG%	3FG%	FT%	MIN
9.0	7.0	2.4	.324	.222	.708	22.2

Notable

- Recorded his first career double-double against Montana with 11 points and 13 rebounds
- Leads the Team with 7.0 rebounds per game

2016-17 Game-by-Game Statistics

OPPONENT	MIN	FG/%	3-PT./%	FT/%	OR	DR	REB	PF	A	TO	BL	ST	PTS	GS
Western State	16	4-9 (.444)	2-5 (.400)	0-0 (.000)	1	2	3	0	1	0	3	1	10	
at Montana	30	3-9 (.333)	2-4 (.500)	3-4 (.750)	1	12	13	4	1	3	1	0	11	
South Dakota St.	21	1-6 (.167)	0-2 (.000)	7-10 (.700)	2	5	7	3	4	1	1	0	9	
at Pacific	16	1-3 (.333)	0-2 (.000)	3-5 (.600)	2	3	5	4	2	1	0	0	5	
at Cal	28	3-10 (.300)	0-5 (.000)	4-5 (.800)	1	6	7	3	4	3	0	1	10	
Denver														
Northern Iowa														
Colorado Christian														
Montana														
Cornell														
Troy														
vs. DePaul														
Air Force*														
at UNLV*														
at Fresno State*														
Utah State*														
Nevada*														
at San Jose State*														
at New Mexico*														
UNLV*														
Boise State*														
at San Diego State														
Fresno State*														
at Utah State*														
Colorado State*														
at Boise State*														
New Mexico*														
at Colorado State*														
San Jose State*														
Totals	111	12-37 (.324)	4-18 (.222)	17-24 (.708)	7	28	35	12	8	5	2	45	0	

Season & Career Highs

Season Highs

Points	11 at Montana, 11-14-16
FG Made	4 vs. Western State, 11-11-16
3FG Made	2 twice, last at Montana, 11-14-16
FT Made	7 vs. South Dakota State, 11-19-16
Rebounds	13 at Montana, 11-14-16
Assists	4, three times, last at Cal, 11-25-16
Blocks	3 vs. Western State, 11-11-16
Steals	1, twice, last at Cal, 11-25-16
Minutes	30 at Montana, 11-14-16

Career Highs

Points	13 at San Diego State, 12-30-15
FG Made	4 three times, last vs. Western State, 11-11-16
3FG Made	2 four times, last at Montana, 11-14-16
FT Made	7 vs. South Dakota State, 11-19-16
Rebounds	13 at Montana, 11-14-16
Assists	5 vs Boise State, 1-23-16
Blocks	3 vs. Western State, 11-11-16
Steals	1, 10 times, last at Cal, 11-25-16
Minutes	32 vs Houston (in Las Vegas), 12-22-15

Double-Figure Scoring Games

Season	3
Career	6

Double-Figure Rebounding Games

Season	1
Career	1

Twenty-Point Scoring Games

Season	0
Career	0

Double-Double Games

Season	1
Career	1

Career Statistics

	G/GS	MIN/AVG	FG-FGA/%	3-PT./%	FT-FTA/%	OR	DR	REB	AVG	A	TO	BL	ST	PTS/AVG
15-16	28/1	412/14.7	32-73/438	10-33/303	33-42/786	14	77	91	3.3	29	24	13	8	107/3.8
16-17	5/0	111/22.2	12-37/324	4-18/222	17-24/708	7	28	35	7.0	12	8	5	2	45/9.0
TOTAL	33/1	523/15.8	44-110/400	14-51/275	50-66/758	21	105	126	3.8	41	32	18	10	152/4.6



#5 Alan Herndon
Junior □ Forward □ 6-9 □ 223
Colorado Springs, Colo. (Widfield HS)

2016-17 Averages

PTS	REB	AST	FG%	3FG%	FT%	MIN
9.8	6.6	1.4	.486	.438	.600	30.2

Notable

- Scored a career-high 17 points against Pacific
- Grabbed a season-high 9 rebounds against Pacific and at Cal
- Posted a career-high 12 rebounds against Montana St. last season

2016-17 Game-by-Game Statistics

OPPONENT	MIN	FG/%	3-PT./%	FT/%	OR	DR	REB	PF	A	TO	BL	ST	PTS	GS
Western State	23	1-3 (.333)	1-2 (.500)	1-2 (.500)	1	7	8	3	3	2	0	0	4	*
at Montana	34	3-9 (.333)	2-6 (.333)	2-2 (1.000)	2	4	6	2	1	1	2	0	10	*
South Dakota St.	26	2-5 (.400)	1-2 (.500)	2-4 (.500)	0	1	1	1	2	0	2	1	7	*
at Pacific	30	7-11 (.636)	3-4 (.750)	0-0 (---)	2	7	9	5	0	2	1	0	17	*
at Cal	38	5-9 (.556)	0-2 (.000)	1-2 (.500)	3	6	9	4	1	3	2	2	11	*
Denver														
Northern Iowa														
Colorado Christian														
Montana														
Cornell														
Troy														
vs. DePaul														
Air Force*														
at UNLV*														
at Fresno State*														
Utah State*														
Nevada*														
at San Jose State*														
at New Mexico*														
UNLV*														
Boise State*														
at San Diego State														
Fresno State*														
at Utah State*														
Colorado State*														
at Boise State*														
New Mexico*														
at Colorado State*														
San Jose State*														
Totals	151	18-37 (.486)	7-16 (.438)	6-10 (.600)	8	25	33	15	7	8	7	3	49	5

Season & Career Highs

Season Highs

Points	17 at Pacific, 11-22-16
FG Made	7 at Pacific, 11-22-16
3FG Made	3 at Pacific, 11-22-16
FT Made	2 twice, last vs. South Dakota State, 11-19-16
Rebounds	9 twice, last at Cal, 11-25-16
Assists	3 vs. Western State, 11-11-16
Blocks	2 three times, last at Cal, 11-25-16
Steals	2 at Cal, 11-25-16
Minutes	38 at Cal, 11-25-16

Career Highs

Points	17 at Pacific, 11-22-16
FG Made	7 twice, last at Pacific, 11-22-16
3FG Made	3 twice, last at Pacific, 11-22-16
FT Made	5 vs Utah State, 3-9-16
Rebounds	12 vs Montana State, 11-28-15
Assists	5 twice, last vs Nevada, 1-20-16
Blocks	3 vs CSU Bakersfield, 11-25-15
Steals	2, three times, last at Cal, 11-25-16
Minutes	38 twice, last at Cal, 11-25-16

Double-Figure Scoring Games

Season	3
Career	16

Double-Figure Rebounding Games

Season	0
Career	2

Twenty-Point Scoring Games

Season	0
Career	0

Double-Double Games

Season	0
Career	1

Career Statistics

	G/GS	MIN/AVG	FG-FGA/%	3-PT./%	FT-FTA/%	OR	DR	REB	AVG	A	TO	BL	ST	PTS/AVG
13-14	DNP	- Redshirted												
14-15	31/2	476/15.4	37-78/474	4-23/174	16-27/593	15	54	69	2.2	16	18	12	7	94/3.0
15-16	31/30	884/28.5	90-174/517	17-56/304	46-77/597	27	122	149	4.8	36	34	26	17	243/7.8
16-17	5/5	151/30.2	18-37/486	7-16/438	6-10/600	8	25	33	6.6	7	8	7	3	49/9.8
TOTAL	67/37	1511/22.6	145-289/502	28-95/295	68-114/596	50	201	251	3.7	59	60	45	27	386/5.8

2016-17 WYOMING GAME NOTES



#1 Justin James
Sophomore □ Guard □ 6-7 □ 187
Port St. Lucie, Fla. (Oldsmar Christian HS)

2016-17 Averages

PTS	REB	AST	FG%	3FG%	FT%	MIN
17.0	2.8	1.6	.544	.375	.739	24.8

Notable

- Scored a career-high 28 points at Cal.
- Scored in double-figures in four-straight games.

2016-17 Game-by-Game Statistics

OPPONENT	MIN	FG/%	3-PT./%	FT/%	OR	DR	REB	PF	A	TO	BL	ST	PTS	GS
Western State	18	2-7 (.286)	1-3 (.333)	1-2 (.500)	0	3	3	3	1	4	2	0	6	
at Montana	27	8-17 (.471)	0-3 (.000)	3-3 (1.000)	2	0	2	2	1	4	1	1	19	
South Dakota St.	22	7-9 (.778)	1-3 (.333)	3-5 (.600)	0	2	2	1	3	0	1	1	18	
at Pacific	26	5-10 (.500)	1-3 (.333)	3-4 (.750)	1	4	5	5	2	4	1	0	14	
at Cal	31	9-14 (.643)	3-4 (.750)	7-9 (.778)	1	1	2	3	1	2	0	2	28	
Denver														
Northern Iowa														
Colorado Christian														
Montana														
Cornell														
Troy														
vs. DePaul														
Air Force*														
at UNLV*														
at Fresno State*														
Utah State*														
Nevada*														
at San Jose State*														
at New Mexico*														
UNLV*														
Boise State*														
at San Diego State														
Fresno State*														
at Utah State*														
Colorado State*														
at Boise State*														
New Mexico*														
at Colorado State*														
San Jose State*														
Totals	124	31-57 (.544)	6-16 (.375)	17-23 (.739)	4	10	14	14	8	14	5	4	85	0

Season & Career Highs

Season Highs

Points	28 at Cal, 11-25-16
FG Made	9 at Cal, 11-25-16
3FG Made	3 at Cal, 11-25-16
FT Made	7 at Cal, 11-25-16
Rebounds	5 last at Pacific, 11-22-16
Assists	3 vs. South Dakota State, 11-19-16
Blocks	2 vs. Western State, 11-11-16
Steals	2 at Cal, 11-25-16
Minutes	27 at Montana, 11-14-16

Career Highs

Points	28 at Cal, 11-25-16
FG Made	9 at Cal, 11-25-16
3FG Made	3 at Cal, 11-25-16
FT Made	7 at Cal, 11-25-16
Rebounds	7 at Nevada, 1-2-16
Assists	3 twice, last vs. South Dakota State, 11-19-16
Blocks	2 three times, last vs. Western State, 11-11-16
Steals	2 at Cal, 11-25-16
Minutes	30 vs New Mexico State, 12-13-15

Double-Figure Scoring Games

Season	4
Career	11

Double-Figure Rebounding Games

Season	0
Career	0

Twenty-Point Scoring Games

Season	1
Career	1

Double-Double Games

Season	0
Career	0

Career Statistics

G/GS	MIN	AVG	FG-FGA/%	3-PT./%	FT-FTA/%	OR	DR	REB	AVG	A	TO	BL	ST	PTS	AVG
15-16	30/3	493/16.4	56-134/.418	19-53/.358	26-46/.565	10	48	58	1.9	24	22	10	8	157/5.2	
16-17	5/0	124/24.8	31-57/.544	6-16/.375	17-23/.739	4	10	14	2.8	8	14	5	4	85/17.0	
TOTAL	35/3	617/17.6	87-191/.455	25-69/.362	43-69/.623	14	58	72	2.1	32	36	15	12	242/6.9	



#10 Cody Kelley
Redshirt Freshman □ Guard □ 5-11 □ 186
Gillette, Wyo. (Elev8)

2016-17 Averages

PTS	REB	AST	FG%	3FG%	FT%	MIN
1.6	1.6	1.0	.333	.286	.000	13.2

Notable

- Scored career-high five points against South Dakota State
- Played a career-best 19 minutes against Pacific
- Wyoming's only two-time Gatorade player-of-the-year winner

2016-17 Game-by-Game Statistics

OPPONENT	MIN	FG/%	3-PT./%	FT/%	OR	DR	REB	PF	A	TO	BL	ST	PTS	GS
Western State	12	1-2 (.500)	1-2 (.500)	0-0 (—)	0	3	3	0	2	0	0	0	3	
at Montana	8	0-0 (—)	0-0 (—)	0-1 (.000)	0	2	2	1	0	1	0	1	0	
South Dakota St.	17	2-2 (1.000)	1-1 (1.000)	0-0 (—)	0	0	0	5	2	1	0	1	5	
at Pacific	19	0-4 (.000)	0-4 (.000)	0-0 (—)	0	2	2	4	1	2	0	0	0	
at Cal	10	0-1 (.000)	0-0 (—)	0-0 (—)	0	1	1	1	0	1	0	0	0	
Denver														
Northern Iowa														
Colorado Christian														
Montana														
Cornell														
Troy														
vs. DePaul														
Air Force*														
at UNLV*														
at Fresno State*														
Utah State*														
Nevada*														
at San Jose State*														
at New Mexico*														
UNLV*														
Boise State*														
at San Diego State														
Fresno State*														
at Utah State*														
Colorado State*														
at Boise State*														
New Mexico*														
at Colorado State*														
San Jose State*														
Totals	66	3-9 (.333)	2-7 (.286)	0-1 (.000)	0	8	8	11	5	5	0	2	8	0

Season & Career Highs

Season Highs

Points	5 vs. South Dakota State, 11-19-16
FG Made	2 vs. South Dakota State, 11-19-16
3FG Made	1 twice, last vs. South Dakota State, 11-19-16
FT Made	N/A
Rebounds	3 vs. Western State, 11-11-16
Assists	2 twice, last vs. South Dakota State, 11-19-16
Blocks	N/A
Steals	1 twice, last vs. South Dakota State, 11-19-16
Minutes	19 at Pacific, 11-22-16

Career Highs

Points	5 vs. South Dakota State, 11-19-16
FG Made	2 vs. South Dakota State, 11-19-16
3FG Made	1 twice, last vs. South Dakota State, 11-19-16
FT Made	N/A
Rebounds	3 vs. Western State, 11-11-16
Assists	2 twice, last vs. South Dakota State, 11-19-16
Blocks	N/A
Steals	1 twice, last vs. South Dakota State, 11-19-16
Minutes	19 at Pacific, 11-22-16

Double-Figure Scoring Games

Season	0
Career	0

Double-Figure Rebounding Games

Season	0
Career	0

Twenty-Point Scoring Games

Season	0
Career	0


Double-Double Games

Season	0
Career	0

Career Statistics

G/GS	MIN	AVG	FG-FGA/%	3-PT./%	FT-FTA/%	OR	DR	REB	AVG	A	TO	BL	ST	PTS	AVG
15-16	DNP	Redshirted													
16-17	5/0	66/13.2	3-9/.333	2-7/.286	0-1/.000	0	8	8	1.6	5	5	0	2	8/1.6	
TOTAL	5/0	66/13.2	3-9/.333	2-7/.286	0-1/.000	0	8	8	1.6	5	5	0	2	8/1.6	

2016-17 WYOMING GAME NOTES



#11 Jeremy Lieberman

Junior □ Guard □ 6-1 □ 172
Calabasas, Calif. (Calabasas HS)

2016-17 Averages

PTS	REB	AST	FG%	3FG%	FT%	MIN
2.2	1.0	2.0	.200	.133	1.000	18.2

Notable

- Posted a career-high 13 points against Air Force last season
- Started 22 games during last season, including the last 17 contests
- Pronounced Lee-burr-man

2016-17 Game-by-Game Statistics

OPPONENT	MIN	FG/%	3-PT./%	FT/%	OR	DR	REB	PF	A	TO	BL	ST	PTS	GS
Western State	23	3-6 (.500)	1-4 (.250)	1-1 (1.000)	0	0	0	3	5	2	0	2	8	*
at Montana	16	0-1 (.000)	0-1 (.000)	0-0 (.000)	0	0	0	2	2	1	0	1	0	*
South Dakota St.	21	1-7 (.143)	1-6 (.167)	0-0 (.000)	0	3	3	0	1	0	0	0	3	*
at Pacific	21	0-3 (.000)	0-2 (.000)	0-0 (.000)	0	2	2	3	2	3	0	0	0	*
at Cal	10	0-3 (.000)	0-2 (.000)	0-0 (—)	0	0	0	1	0	1	0	0	0	*
Denver														
Northern Iowa														
Colorado Christian														
Montana														
Cornell														
Troy														
vs. DePaul														
Air Force*														
at UNLV*														
at Fresno State*														
Utah State*														
Nevada*														
at San Jose State*														
at New Mexico*														
UNLV*														
Boise State*														
at San Diego State														
Fresno State*														
at Utah State*														
Colorado State*														
at Boise State*														
New Mexico*														
at Colorado State*														
San Jose State*														
Totals	91	4-20 (.200)	2-15 (.133)	1-1 (1.000)	0	5	5	9	10	7	0	3	11	5

Season & Career Highs

Season Highs

Points	8 vs. Western State, 11-11-16
FG Made	3 vs. Western State, 11-11-16
3FG Made	1 twice, last vs. South Dakota State, 11-19-16
FT Made	1 vs. Western State, 11-11-16
Rebounds	3 vs. South Dakota State, 11-19-16
Assists	5 vs. Western State, 11-11-16
Blocks	N/A
Steals	2 vs. Western State, 11-11-16
Minutes	23 vs. Western State, 11-11-16

Career Highs

Points	13 vs Air Force, 1-6-16
FG Made	5 vs Utah State, 2-6-16
3FG Made	4 vs Air Force, 1-6-16
FT Made	4 at UNLV, 2-27-16
Rebounds	7 vs Nevada, 1-20-16
Assists	5 vs. Western State, 11-11-16
Blocks	N/A
Steals	3 vs UNLV, 1-9-16
Minutes	38 vs San Diego State, 2-24-16

Double-Figure Scoring Games

Season	0
Career	3

Double-Figure Rebounding Games

Season	0
Career	0

Twenty-Point Scoring Games

Season	0
Career	0

Double-Double Games

Season	0
Career	0

Career Statistics

	G/GS	MIN/AVG	FG-FGA/%	3-PT./%	FT-FTA/%	OR	DR	REB	AVG	A	TO	BL	ST	PTS/AVG
14-15	25/0	225/9.0	11-41/.268	5-27/.185	7-10/.700	3	11	14	0.6	20	12	1	9	34/1.4
15-16	31/22	647/20.9	40-117/.342	27-77/.351	17-22/.773	9	57	66	2.1	36	33	0	11	124/4.0
16-17	5/5	91/18.2	4-20/.200	2-15/.133	1-1/1.000	0	5	5	1.0	10	7	0	3	11/2.2
TOTAL	61/27	963/15.8	55-178/.309	34-119/.286	25-33/.758	12	73	85	1.4	66	52	1	23	169/2.8



#25 Morris Marshall

Senior □ Guard □ 6-4 □ 190
White Springs, Fla. (Sante Fe JC)

2016-17 Averages

PTS	REB	AST	FG%	3FG%	FT%	MIN
1.5	0.0	1.0	1.000	1.000	.000	3.0

Notable

- Scored three points in the season opener against Western State
- One of only two seniors on the cowboys

2016-17 Game-by-Game Statistics

OPPONENT	MIN	FG/%	3-PT./%	FT/%	OR	DR	REB	PF	A	TO	BL	ST	PTS	GS
Western State	4	1-1 (1.000)	1-1 (1.000)	0-0 (.000)	0	0	0	0	1	0	1	0	3	
at Montana	2	0-0 (.000)	0-0 (.000)	0-0 (.000)	0	0	0	1	2	0	0	0	0	
South Dakota St.	DNP - Injury													
at Pacific	DNP - Injury													
at Cal	DNP - Injury													
Denver														
Northern Iowa														
Colorado Christian														
Montana														
Cornell														
Troy														
vs. DePaul														
Air Force*														
at UNLV*														
at Fresno State*														
Utah State*														
Nevada*														
at San Jose State*														
at New Mexico*														
UNLV*														
Boise State*														
at San Diego State														
Fresno State*														
at Utah State*														
Colorado State*														
at Boise State*														
New Mexico*														
at Colorado State*														
San Jose State*														
Totals	6	1-1 (1.000)	1-1 (1.000)	0-0 (.000)	0	0	0	1	2	0	1	0	3	0

Season & Career Highs

Season Highs

Points	3 vs. Western State, 11-11-16
FG Made	1 vs. Western State, 11-11-16
3FG Made	1 vs. Western State, 11-11-16
FT Made	N/A
Rebounds	N/A
Assists	1 twice, last at Montana, 11-14-16
Blocks	1 vs. Western State, 11-11-16
Steals	N/A
Minutes	4 vs. Western State, 11-11-16

Career Highs

Points	3 twice, last vs. Western State, 11-11-16
FG Made	1 three times, last vs. Western State, 11-11-16
3FG Made	1 vs. Western State, 11-11-16
FT Made	1 vs Southern, 12-10-15
Rebounds	1 twice, last vs New Mexico Highlands, 11-19-15
Assists	N/A
Blocks	1 vs. Western State, 11-11-16
Steals	N/A
Minutes	7 vs Southern, 12-10-15

Double-Figure Scoring Games

Season	0
Career	0

Double-Figure Rebounding Games

Season	0
Career	0

Twenty-Point Scoring Games

Season	0
Career	0

Double-Double Games

Season	0
Career	0

Career Statistics

G/GS	MIN/AVG	FG-FGA/%	3-PT./%	FT-FTA/%	OR	DR	REB	AVG	A	TO	BL	ST	PTS/AVG
15-16	8/0	24/3.0	2-7/.286	1-1/1.000	1	1	2	0.3	0	2	0	0	5/0.6
16-17	2/0	6/3.0	1-1/1.000	1-1/1.000	0	0	0	0.0	2	0	1	0	3/1.5
TOTAL	10/0	30/3.0	3-8/.375	1-4/.250	1	1	2	0.2	2	2	1	0	8/0.8

2016-17 WYOMING GAME NOTES



#23 Jason McManamen

Senior □ Guard □ 6-5 □ 197
Torrington, Wyo. (Torrington HS)

2016-17 Averages

PTS	REB	AST	FG%	3FG%	FT%	MIN
14.8	2.6	0.8	.286	.263	.818	35.8

Notable

- Scored a season-high 23 points at Pacific
- Has 134 three pointers at UW ranking 9th all-time
- Pronounced Mick-MAN-ah-men

2016-17 Game-by-Game Statistics

OPPONENT	MIN	FG/%	3-PT./%	FT/%	OR	DR	REB	PF	A	TO	BL	ST	PTS	GS
Western State	28	3-6 (.500)	2-5 (.400)	1-2 (.500)	0	2	2	3	1	0	0	3	9	*
at Montana	39	3-9 (.333)	3-9 (.333)	11-14 (.786)	1	0	1	3	2	1	0	0	20	*
South Dakota St.	37	3-10 (.300)	3-8 (.375)	7-8 (.875)	0	4	4	2	0	1	0	3	16	*
at Pacific	37	3-14 (.214)	1-9 (.111)	16-16 (1.000)	1	4	5	3	0	4	0	2	23	*
at Cal	38	2-10 (.200)	1-7 (.143)	1-4 (.250)	0	1	1	3	1	1	0	0	6	*
Denver														
Northern Iowa														
Colorado Christian														
Montana														
Cornell														
Troy														
vs. DePaul														
Air Force*														
at UNLV*														
at Fresno State*														
Utah State*														
Nevada*														
at San Jose State*														
at New Mexico*														
UNLV*														
Boise State*														
at San Diego State														
Fresno State*														
at Utah State*														
Colorado State*														
at Boise State*														
New Mexico*														
at Colorado State*														
San Jose State*														
Totals	179	14-49 (.286)	10-38 (.263)	36-44 (.818)	2	11	13	14	4	7	0	8	74	5

Season & Career Highs

Season Highs

Points	23 at Pacific, 11-22-16
FG Made	3 three times, last at Pacific, 11-22-16
3FG Made	3 twice, last vs. South Dakota State, 11-19-16
FT Made	16 at Pacific, 11-22-16
Rebounds	5 at Pacific, 11-22-16
Assists	2 at Montana, 11-14-16
Blocks	N/A
Steals	3 twice, last vs. South Dakota State, 11-19-16
Minutes	39 at Montana, 11-14-16

Career Highs

Points	28 vs Fresno State, 2-17-16
FG Made	10 twice, last vs Fresno State, 2-17-16
3FG Made	8 vs Fresno State, 2-17-16
FT Made	16 at Pacific, 11-22-16
Rebounds	8 twice, last vs Boise State, 1-23-16
Assists	4 twice, last vs Omaha, 12-19-15
Blocks	2 vs Marshall, 12-21-15
Steals	3 twice, last vs. South Dakota State, 11-19-16
Minutes	43 vs California, 12-5-15

Double-Figure Scoring Games

Season	3
Career	31

Double-Figure Rebounding Games

Season	0
Career	0

Twenty-Point Scoring Games

Season	2
Career	8

Double-Double Games

Season	0
Career	0

Career Statistics

G/GS	MIN	AVG	FG-FGA/%	3-PT./%	FT-FTA/%	OR	DR	REB	AVG	A	TO	BL	ST	PTS	AVG
12-13	19/1	133/7.0	9-23/.391	5-15/.333	7-8/.875	3	7	10	0.5	4	4	0	3	30	1.6
13-14	DNP	-	-	-	-	-	-	-	-	-	-	-	-	-	-
14-15	35/4	589/16.8	48-118/.407	27-80/.338	6-14/.429	6	47	53	1.5	33	12	0	12	129	3.7
15-16	31/31	1086/35.0	136-296/.459	92-209/.440	83-110/.755	10	83	93	3.0	48	40	13	13	447	14.4
16-17	5/5	179/35.8	14-49/.286	10-38/.263	36-44/.818	2	11	13	2.6	4	7	0	8	74	14.8
TOTAL	90/41	1987/22.1	207-486/.426	134-342/.392	132-176/.750	21	148	169	1.9	89	63	3	36	680	7.6



#2 Andrew Moemeka

Redshirt Freshman □ Forward □ 6-8 □ 217

2016-17 Averages

PTS	REB	AST	FG%	3FG%	FT%	MIN
0.0	3.8	0.0	.000	---	---	8.0

Notable

- Had four rebounds in his debut with the Pokes against Western State
- Redshirted the 2015-16 season

2016-17 Game-by-Game Statistics

OPPONENT	MIN	FG/%	3-PT./%	FT/%	OR	DR	REB	PF	A	TO	BL	ST	PTS	GS
Western State	7	0-2 (.000)	0-0 (.000)	0-0 (.000)	2	2	4	1	0	2	1	1	0	
at Montana	1	0-0 (.000)	0-0 (.000)	0-0 (.000)	1	1	2	2	0	1	0	0	0	
South Dakota St.	11	0-0 (.000)	0-0 (.000)	0-0 (.000)	0	3	3	3	0	1	1	2	0	
at Pacific	13	0-0 (.000)	0-0 (.000)	0-0 (.000)	1	5	6	2	0	1	0	1	0	
at Cal	DNP													
Denver														
Northern Iowa														
Colorado Christian														
Montana														
Cornell														
Troy														
vs. DePaul														
Air Force*														
at UNLV*														
at Fresno State*														
Utah State*														
Nevada*														
at San Jose State*														
at New Mexico*														
UNLV*														
Boise State*														
at San Diego State														
Fresno State*														
at Utah State*														
Colorado State*														
at Boise State*														
New Mexico*														
at Colorado State*														
San Jose State*														
Totals	32	0-2 (.000)	0-0 (.000)	0-0 (.000)	4	11	15	8	0	5	2	4	0	

Season & Career Highs

Season Highs

Points	N/A
FG Made	N/A
3FG Made	N/A
FT Made	N/A
Rebounds	6 at Pacific, 11-22-16
Assists	N/A
Blocks	1 twice, last vs. South Dakota State, 11-19-16
Steals	2 vs. South Dakota State, 11-19-16
Minutes	13 at Pacific, 11-22-16

Career Highs

Points	N/A
FG Made	N/A
3FG Made	N/A
FT Made	N/A
Rebounds	6 at Pacific, 11-22-16
Assists	N/A
Blocks	1 twice, last vs. South Dakota State, 11-19-16
Steals	2 vs. South Dakota State, 11-19-16
Minutes	13 at Pacific, 11-22-16

Double-Figure Scoring Games

Season	0
Career	0

Double-Figure Rebounding Games

Season	0
Career	0

Twenty-Point Scoring Games

Season	0
Career	0

Double-Double Games

Season	0
Career	0

Career Statistics

G/GS	MIN	AVG	FG-FGA/%	3-PT./%	FT-FTA/%	OR	DR	REB	AVG	A	TO	BL	ST	PTS	AVG
15-16	DNP	-	-	-	-	-	-	-	-	-	-	-	-	-	-
16-17	4/0	32/8.0	0-2/.000	0-0/.000	0-0/.000	4	11	15	3.8	0	5	2	4	0	0.0
TOTAL	4/0	32/8.0	0-2/.000	0-0/.000	0-0/.000	4	11	15	3.8	0	5	2	4	0	0.0

2016-17 WYOMING GAME NOTES



#33 Jordan Naughton

Sophomore ☐ Forward ☐ 6-10 ☐ 235
Rancho Cucamonga, Calif. (Etiwanda HS)

2016-17 Averages

PTS	REB	AST	FG%	3FG%	FT%	MIN
6.4	5.6	0.2	.722	---	.500	13.4

Notable

- Recorded his first career double-double in the 2016-17 season opener
- Was a perfect 9-of-9 from the field against Western State
- Grabbed eight rebounds at Pacific

2016-17 Game-by-Game Statistics

OPPONENT	MIN	FG/%	3-PT./%	FT/%	OR	DR	REB	PF	A	TO	BL	ST	PTS	GS
Western State	20	9-9 (1.000)	0-0 (---)	2-4 (.500)	5	9	14	2	0	2	1	1	20	*
at Montana	4	1-1 (1.000)	0-0 (---)	0-0 (---)	0	0	0	3	0	0	0	0	2	*
South Dakota St.	14	2-2 (1.000)	0-0 (---)	0-0 (---)	1	2	3	2	0	1	0	0	4	*
at Pacific	16	1-5 (.200)	0-0 (---)	2-4 (.500)	2	6	8	4	1	1	0	0	4	*
at Cal	13	0-1 (.000)	0-0 (---)	2-4 (.500)	0	3	3	1	0	2	1	0	2	*
Denver														
Northern Iowa														
Colorado Christian														
Montana														
Cornell														
Troy														
vs. DePaul														
Air Force*														
at UNLV*														
at Fresno State*														
Utah State*														
Nevada*														
at San Jose State*														
at New Mexico*														
UNLV*														
Boise State*														
at San Diego State														
Fresno State*														
at Utah State*														
Colorado State*														
at Boise State*														
New Mexico*														
at Colorado State*														
San Jose State*														
Totals	67	13-18 (.722)	0-0 (---)	6-12 (.500)	8	20	28	12	1	6	2	1	32	5

Season & Career Highs

Season Highs

Points	20 vs. Western State, 11-11-16
FG Made	9 vs. Western State, 11-11-16
3FG Made	N/A
FT Made	2 vs. Western State, 11-11-16
Rebounds	14 vs. Western State, 11-11-16
Assists	1 at Pacific, 11-22-16
Blocks	1 twice, last at Cal, 11-25-16
Steals	1 vs. Western State, 11-11-16
Minutes	20 vs. Western State, 11-11-16

Career Highs

Points	20 vs. Western State, 11-11-16
FG Made	9 vs. Western State, 11-11-16
3FG Made	N/A
FT Made	4 vs Houston (in Las Vegas), 12-22-15
Rebounds	14 vs. Western State, 11-11-16
Assists	1 at Pacific, 11-22-16
Blocks	1 eight times, last at Cal, 11-25-16
Steals	2 at UNLV, 2-27-16
Minutes	25 vs Houston (in Las Vegas), 12-22-15

Double-Figure Scoring Games

Season	1
Career	3

Double-Figure Rebounding Games

Season	1
Career	1

Twenty-Point Scoring Games

Season	1
Career	1

Double-Double Games

Season	1
Career	1

Career Statistics

G/GS	MIN/AVG	FG-FGA/%	3-PT./%	FT-FTA/%	OR	DR	REB	AVG	A	TO	BL	ST	PTS/AVG
15-16	23/0	259/11.3	24-30/.800	0-0/.000	20-41/.488	18	26	44	1.9	0	8	6	5
16-17	5/5	67/13.4	13-18/.722	0-0/.000	6-12/.500	8	20	28	5.6	1	6	2	1
TOTAL	28/5	326/11.6	37-48/.771	0-0/.000	26-53/.491	26	46	72	2.6	1	14	8	6

2016-17 WYOMING GAME NOTES

Season Box Score: All Games

THE STAT CREW SYSTEM Wyoming Cowboys Combined Team Statistics (as of Nov 28, 2016) All games

RECORD:	OVERALL	HOME	AWAY	NEUTRAL
ALL GAMES	3-2	2-0	1-2	0-0
CONFERENCE	0-0	0-0	0-0	0-0
NON-CONFERENCE	3-2	2-0	1-2	0-0

##	Player	gp-gs	min	avg	Total		3-Point		F-Throw		Rebounds				pf	dq	a	to	blk	stl	pts	avg
					fg-fga	fg%	3fg-fga	3fg%	ft-fa	ft%	off	def	tot	avg								
01	JAMES, Justin	5-0	124	24.8	31-57	.544	6-16	.375	17-23	.739	4	10	14	2.8	14	1	8	14	5	4	85	17.0
02	MOEMEKA, Andrew	4-0	32	8.0	0-2	.000	0-0	.000	0-0	.000	4	11	15	3.8	8	0	0	5	2	4	0	0.0
03	AKA GORSKI,Alexand	5-5	144	28.8	16-39	.410	10-26	.385	7-7	1.000	2	10	12	2.4	16	1	18	5	0	4	49	9.8
05	Herndon, Alan	5-5	151	30.2	18-37	.486	7-16	.438	6-10	.600	8	25	33	6.6	15	1	7	8	7	3	49	9.8
10	KELLEY, Cody	5-0	66	13.2	3-9	.333	2-7	.286	0-1	.000	0	8	8	1.6	11	1	5	5	0	2	8	1.6
11	LIEBERMAN, Jeremy	5-5	91	18.2	4-20	.200	2-15	.133	1-1	1.000	0	5	5	1.0	9	0	10	7	0	3	11	2.2
13	AVERBUCK, Sam	2-0	5	2.5	0-0	.000	0-0	.000	0-0	.000	0	0	0	0.0	0	0	1	0	0	0	0	0.0
20	DALTON, Hayden	5-0	111	22.2	12-37	.324	4-18	.222	17-24	.708	7	28	35	7.0	14	0	12	8	5	2	45	9.0
21	BARNES, Jonathan	1-0	6	6.0	0-1	.000	0-0	.000	2-2	1.000	0	1	1	1.0	1	0	0	1	1	0	2	2.0
23	MCMANAMEN, Jason	5-5	179	35.8	14-49	.286	10-38	.263	36-44	.818	2	11	13	2.6	14	0	4	7	0	8	74	14.8
24	ADAMS, Louis	3-0	18	6.0	2-5	.400	0-2	.000	2-3	.667	1	4	5	1.7	2	0	3	0	0	1	6	2.0
25	MARSHALL, Morris	2-0	6	3.0	1-1	1.000	1-1	1.000	0-0	.000	0	0	0	0.0	1	0	2	0	1	0	3	1.5
33	NAUGHTON, Jordan	5-5	67	13.4	13-18	.722	0-0	.000	6-12	.500	8	20	28	5.6	12	0	1	6	2	1	32	6.4
Team											6	9	15		1							
Total.....		5	1000		114-275	.415	42-139	.302	94-127	.740	42	142	184	36.8	118	4	71	66	23	32	364	72.8
Opponents.....		5	1000		107-277	.386	31-107	.290	87-127	.685	49	134	183	36.6	116	-	53	76	18	26	332	66.4

TEAM STATISTICS	WY	OPP
SCORING	364	332
Points per game	72.8	66.4
Scoring margin	+6.4	-
FIELD GOALS-ATT	114-275	107-277
Field goal pct	.415	.386
3 POINT FG-ATT	42-139	31-107
3-point FG pct	.302	.290
3-pt FG made per game	8.4	6.2
FREE THROWS-ATT	94-127	87-127
Free throw pct	.740	.685
F-Throws made per game	18.8	17.4
REBOUNDS	184	183
Rebounds per game	36.8	36.6
Rebounding margin	+0.2	-
ASSISTS	71	53
Assists per game	14.2	10.6
TURNOVERS	66	76
Turnovers per game	13.2	15.2
Turnover margin	+2.0	-
Assist/turnover ratio	1.1	0.7
STEALS	32	26
Steals per game	6.4	5.2
BLOCKS	23	18
Blocks per game	4.6	3.6
ATTENDANCE	11841	13403
Home games-Avg/Game	2-5920	3-4468
Neutral site-Avg/Game	-	0-0

Date	Opponent		Score	Att.
11/11/16	WESTERN STATE	W	88-49	5008
11/14/16	at Montana	W	73-72	3318
11/19/16	SOUTH DAKOTA STATE	W	77-67	6833
11/22/16	at Pacific	L	65-73	1730
11/25/16	at CAL	L	61-71	8355

* = Conference game

Score by Periods	1st	2nd	Totals
Wyoming Cowboys	185	179	364
Opponents	164	168	332

2016-17 WYOMING GAME NOTES

Cowboy Starting Lineups

# Games	Lineup Started	Lineup #	Forward	Forward	Guard	Guard	Guard	Record
5		1	Herndon	Naughton	Aka Gorski	Lieberman	McManamen	3-2 (0-0)
Totals (5 games)								3-2 (0-0)

(The lineup numbers are by the order they first appeared during the season.)

Starting Lineup Game-by-Game

Date	Opponent	Lineup #	Forward	Forward	Guard	Guard	Guard	Record
11/11	Western State	1	Herndon	Naughton	Aka Gorski	Lieberman	McManamen	1-0 (0-0)
11/14	at Montana	1	Herndon	Naughton	Aka Gorski	Lieberman	McManamen	2-0 (0-0)
11/19	South Dakota St.	1	Herndon	Naughton	Aka Gorski	Lieberman	McManamen	3-0 (0-0)
11/22	at Pacific	1	Herndon	Naughton	Aka Gorski	Lieberman	McManamen	3-1 (0-0)
11/25	at Cal	1	Herndon	Naughton	Aka Gorski	Lieberman	McManamen	3-2 (0-0)

Bold Indicates Home Games

* Indicates Mountain West Conference games

2016-17 WYOMING GAME NOTES

Individual Category Leaders

Scoring Average	G	Pts	Avg/G
JAMES, Justin	5	85	17.0
MCMANAMEN, Jason	5	74	14.8
HERNDON, Alan	5	49	9.8
AKA GORSKI,Alexander	5	49	9.8
DALTON, Hayden	5	45	9.0

FG Percentage	FG	Att	Pct
MARSHALL, Morris	1	1	1.000
NAUGHTON, Jordan	13	18	.722
JAMES, Justin	31	57	.544
HERNDON, Alan	18	37	.486
AKA GORSKI,Alexander	16	39	.410

3-Point Percentage	3FG	Att	Pct
MARSHALL, Morris	1	1	1.000
HERNDON, Alan	7	16	.438
AKA GORSKI,Alexander	10	26	.385
JAMES, Justin	6	16	.375
KELLEY, Cody	2	7	.286

Free Throw Percent	FT	Att	Pct
AKA GORSKI,Alexander	7	7	1.000
LIEBERMAN, Jeremy	1	1	1.000
BARNES, Jonathan	2	2	1.000
MCMANAMEN, Jason	36	44	.818
JAMES, Justin	17	23	.739

Field Goals Made	G	Made	Made/G
JAMES, Justin	5	31	6.2
HERNDON, Alan	5	18	3.6
AKA GORSKI,Alexander	5	16	3.2
MCMANAMEN, Jason	5	14	2.8
NAUGHTON, Jordan	5	13	2.6

3-Point FG Made	G	Made	Made/G
MCMANAMEN, Jason	5	10	2.0
AKA GORSKI,Alexander	5	10	2.0
HERNDON, Alan	5	7	1.4
JAMES, Justin	5	6	1.2
DALTON, Hayden	5	4	0.8

Free Throws Made	G	Made	Made/G
MCMANAMEN, Jason	5	36	7.2
DALTON, Hayden	5	17	3.4
JAMES, Justin	5	17	3.4
AKA GORSKI,Alexander	5	7	1.4
HERNDON, Alan	5	6	1.2

Rebound Average	G	Reb	Avg/G
DALTON, Hayden	5	35	7.0
HERNDON, Alan	5	33	6.6
NAUGHTON, Jordan	5	28	5.6
MOEMEKA, Andrew	4	15	3.8
JAMES, Justin	5	14	2.8

Assists	G	No.	Ast/G
AKA GORSKI,Alexander	5	18	3.6
DALTON, Hayden	5	12	2.4
LIEBERMAN, Jeremy	5	10	2.0
JAMES, Justin	5	8	1.6
HERNDON, Alan	5	7	1.4

Steals	G	No.	Stl/G
MCMANAMEN, Jason	5	8	1.6
MOEMEKA, Andrew	4	4	1.0
JAMES, Justin	5	4	0.8
AKA GORSKI,Alexander	5	4	0.8
HERNDON, Alan	5	3	0.6

Blocked Shots	G	No.	Blk/G
HERNDON, Alan	5	7	1.4
DALTON, Hayden	5	5	1.0
JAMES, Justin	5	5	1.0
MOEMEKA, Andrew	4	2	0.5
NAUGHTON, Jordan	5	2	0.4

Minutes	G	No.	Min/G
MCMANAMEN, Jason	5	179	35.8
HERNDON, Alan	5	151	30.2
AKA GORSKI,Alexander	5	144	28.8
JAMES, Justin	5	124	24.8
DALTON, Hayden	5	111	22.2

Specialty Stat Leaders

Scoring	2016-17	Record	Career	Record
Jason McManamen	2	1-1	7	3-4
Justin James	2	1-1	2	1-1
Alan Herndon	0	0-0	1	0-1
Alex Aka Gorski	1	1-0	1	1-0
Jordan Naughton	1	1-0	1	1-0

Double-Figure Points	2016-17	Record	Career	Record
Jason McManamen	3	2-1	31	18-13
Alan Herndon	3	1-2	16	8-8
Justin James	4	2-2	11	7-4
Hayden Dalton	3	2-1	6	3-3
Alexander Aka Gorski	2	2-0	5	4-2
Jeremy Lieberman	0	0-0	3	3-0
Jordan Naughton	1	1-0	3	3-0
Jonathan Barnes	0	0-0	1	0-1

Scoring 20+ Points	2016-17	Record	Career	Record
Jason McManamen	2	1-1	8	3-5
Alex Aka Gorski	1	1-0	1	1-0
Jordan Naughton	1	1-0	1	1-0
Justin James	1	0-1	1	0-1

Double-Doubles	2016-17	Record	Career	Record
Alan Herndon	0	0-0	1	0-1
Jordan Naughton	1	1-0	1	1-0

Double-Figure Rebounds	2016-17	Record	Career	Record
Alan Herndon	0	0-0	2	2-0
Josh Adams	0	0-0	2	1-1
Jordan Naughton	1	1-0	1	1-0
Hayden Dalton	1	1-0	1	1-0

Rebounds	2016-17	Record	Career	Record
Alan Herndon	2	0-2	12	5-7
Hayden Dalton	2	2-0	5	4-1
Jordan Naughton	1	1-0	3	3-0
Jason McManamen	0	0-0	3	1-2
Justin James	0	0-0	2	0-2
Alexander Aka Gorski	0	0-0	2	1-1
Jonathan Barnes	0	0-0	1	1-0
Jeremy Lieberman	0	0-0	2	0-2

Assists	2015-16	Record	Career	Record
Jason McManamen	0	0-0	8	4-4
Jeremy Lieberman	1	1-0	7	6-1
Alex Aka Gorski	4	2-2	4	2-2
Hayden Dalton	2	1-1	3	1-2
Alan Herndon	0	0-0	2	0-2

2016-17 WYOMING GAME NOTES

Individual Points-Rebounds-Assists

Opponent	Date	Score	01 JAMES	02 MOEMEKA	03 AKA GORSKI	05 HERNDON	10 KELLEY	11 LIEBERMAN	13 AVERBUCK	20 DALTON	21 BARNES	23 MCMANAMEN	24 ADAMS	25 MARSHALL	33 NAUGHTON
WESTERN STATE	11/11/16	W, 88-49	6-3-1	0-4-0	20-0-4	4-8-3	3-3-2	8-0-5	0-0-1	10-3-1	2-1-0	9-2-1	3-5-2	3-0-1	20-14-0
at Montana	11/14/16	W, 73-72	19-2-1	0-2-0	8-3-3	10-6-1	0-2-0	0-0-2	DNP	11-13-1	DNP	20-1-2	3-0-1	0-0-1	2-0-0
SOUTH DAKOTA ST.	11/19/16	W, 77-67	18-2-3	0-3-0	15-6-4	7-1-2	5-0-2	3-3-1	DNP	9-7-4	DNP	16-4-0	DNP	DNP	4-3-0
at Pacific	11/22/16	L, 65-73	14-5-2	0-6-0	2-0-3	17-9-0	0-2-1	0-2-2	0-0-0	5-5-2	DNP	23-5-0	DNP	DNP	4-8-1
at Cal	11/25/16	L, 61-71	28-2-1	DNP	4-3-4	11-9-1	0-1-0	0-0-0	DNP	10-7-4	DNP	6-1-1	0-0-0	DNP	2-3-0

Game-by-Game Leaders

Opponent	Date	Score	Points	Rebounds	Assists	Steals	Blocks
WESTERN STATE	11/11/16	W, 88-49	20-AKA GORSKI/NAUGHTON	14-NAUGHTON, Jordan	5-LIEBERMAN, Jeremy	3-MCMANAMEN, Jason	3-DALTON, Hayden
at Montana	11/14/16	W, 73-72	20-MCMANAMEN, Jason	13-DALTON, Hayden	3-AKA GORSKI,Alex	1-LIEBERMAN/JAMES/KELLEY	2-HERNDON, Alan
SOUTH DAKOTA STATE	11/19/16	W, 77-67	18-JAMES, Justin	7-DALTON, Hayden	4-DALTON/AKA GORSKI	3-MCMANAMEN, Jason	2-HERNDON, Alan
at Pacific	11/22/16	L, 65-73	23-MCMANAMEN, Jason	9-HERNDON, Alan	3-AKA GORSKI,Alexander	2-MCMANAMEN, Jason	1-JAMES/HERNDON
at Cal	11/25/16	L, 61-71	28-JAMES, Justin	9-HERNDON, Alan	4-DALTON/AKA GORSKI	3-AKA GORSKI,Alexander	2-HERNDON, Alan

2016-17 WYOMING GAME NOTES

Cowboys in Comparison to Opponents

Overall Record	3-2
When the Cowboys they are
Play day games	0-1
Play night games	3-1
Lead at halftime	3-0
Trail at halftime	0-1
Are tied at halftime	0-1
Shoot better from the field than opponent	2-0
Shoot worse from the field than opponent	1-2
Shoot the same from the field as opponent	0-0
Shoot better from three-point range than opponent	3-0
Shoot worse from three-point range than opponent	0-2
Shoot the same from three-point range as opponent	0-0
Shoot better from the free-throw line than opponent	2-1
Shoot worse from the free-throw line than opponent	1-1
Shoot the same from the free-throw line as opponent	0-0
Outrebound opponent	1-1
Are outrebounded by opponent	2-1
Are even in rebounds with opponent	0-0
Have more offensive rebounds than opponent	1-0
Have fewer offensive rebounds than opponent	1-1
Have the same number of offensive rebounds	1-1
Have more defensive rebounds than opponent	1-1
Have fewer defensive rebounds than opponent	2-1
Have the same number of defensive rebounds	0-0

When the Cowboys they are
Commit fewer fouls than opponent	1-1
Commit more fouls than opponent	1-1
Commit the same number of fouls	1-0
Have more assists than opponent	2-1
Have fewer assists than opponent	1-1
Have the same number of assists	0-0
Commit fewer turnovers than opponent	2-1
Commit more turnovers than opponent	1-1
Commit the same number of turnovers	0-0
Block more shots than opponent	2-0
Block fewer shots than opponent	1-1
Block the same number of shots	0-1
Have more steals than opponent	2-1
Have fewer steals than opponent	1-1
Have the same number of steals	0-0
Have their starting frontcourt outscore the opponent's	2-1
Have their starting frontcourt outscored by the opponent's	1-1
Have their starting frontcourt tied by the opponent's	0-0
Have their starting backcourt outscore the opponent's	3-0
Have their starting backcourt outscored by the opponent's	0-1
Have their starting backcourt tied by the opponent's	0-1
Have their bench outscore the opponent's	2-2
Have their bench outscored by the opponent's	1-0
Have their bench tied by the opponent's in scoring	0-0

Team Game-by-Game Comparison

Opponent	1st	2nd	Score	Mar	FG	FG %	3FG	3FG %	FT	FT Pct	Rbs	Ast	TO	Block	Steal	Fouls
WESTERN STATE	49/23	39/26	88-49	+39	31-60/18-59	.517/.305	14-32/6-22	.438/.273	12-18/7-14	.667/.500	46/31 +15	21/6	13/15	9/0	10/4	19/17
at Montana	41/35	32/37	73-72	+1	21-53/26-53	.396/.491	9-28/4-14	.321/.286	22-27/16-23	.815/.696	32/33 (1)	12/15	12/11	4/7	3/6	23/27
SOUTH DAKOTA ST.	36/35	41/32	77-67	+10	24-54/20-58	.444/.345	10-30/12-37	.333/.324	19-27/15-21	.704/.714	32/43 (11)	16/11	7/14	5/3	8/1	21/21
at Pacific	33/33	32/40	65-73	(8)	18-54/19-55	.333/.345	5-26/4-19	.192/.211	24-29/31-44	.828/.705	42/38 +4	11/9	19/16	2/2	3/9	35/29
at Cal	26/38	35/33	61-71	(10)	20-54/24-52	.370/.462	4-23/5-15	.174/.333	17-26/18-25	.654/.720	32/38 (6)	11/12	15/20	3/6	8/6	20/22

Note: Game totals are displayed in the format WYO/OPPONENT for each category

2016-17 WYOMING GAME NOTES

Speciality Stats Game-by-Game

Opponent	Paint	Off TO	2nd Chance	Fast Break	Bench	Largest Lead	Largest Deficit	Lead Changes	Times Tied
WESTERN STATE	30/20	25/7	10/11	4/0	27/21	39/2	2/39	1	1
at Montana	20/32	15/17	7/6	2/4	33/44	8/9	9/8	12	13
SOUTH DAKOTA STATE	22/14	10/7	7/12	2/0	32/27	12/6	6/12	6	4
at Pacific	24/26	17/18	7/13	3/8	19/28	8/10	10/8	3	7
at Cal	30/34	24/17	6/3	11/10	38/24	0/22	22/0	0	0

Points in the Paint:	Most: 30 twice, last at Cal, 11-25-16 Most Allowed: 34 at Cal, 11-25-16	Least: 20 at Montana, 11-14-16 Least Allowed: 14 vs. South Dakota State, 11-19-16
Points Off Turnovers:	Most: 25 vs. Western State, 11-11-16 Most Allowed: 18 at Pacific, 11-22-16	Least : 10 vs. South Dakota State, 11-19-16 Least Allowed: 7 twice, last vs. South Dakota State, 11-19-16
Second Chance Pts:	Most: 10 vs. Western State, 11-11-16 Most Allowed: 13 at Pacific, 11-22-16	Least: 6 at Cal, 11-25-16 Least Allowed: 3 at Cal, 11-25-16
Fast Break Points:	Most: 11 at Cal, 11-25-16 Most Allowed: 10 at Cal, 11-25-16	Least: 2 twice, last vs. South Dakota State, 11-19-16 Least Allowed: 0 twice, last vs. South Dakota State, 11-19-16
Bench Points:	Most: 38 at Cal, 11-25-16 Most Allowed: 44 at Montana, 11-14-16	Least: 24 at Pacific, 11-22-16 Least Allowed: 21 vs. Western State, 11-11-16

Largest Deficit Overcome: 9 at Montana, 11-14-16

Largest Lead Lost: 8 at Pacific, 11-22-16

Note: Game totals are displayed in the format WYO/OPPONENT for each category

Starters/Bench Production

	Starters (Total / % Team Total)	Bench (Total / % Team Total)
Minutes	632 / 63%	368 / 37%
Points	215 / 59%	149 / 41%
Rebounds	91 / 49%	93 / 51%

Record by Margin

1	2	3	4	5	6
1-0	0-0	0-0	0-0	0-0	0-0
7	8	9	10-15	16-20	20+
0-0	0-1	0-0	1-1	0-0	1-0

Record by Conference

Conference	Record
RMAC	1-0
Big Sky Conference	1-0
Summit League	1-0
West Coast Conference	0-1
Pac-12	0-1

Points Scored/Allowed

Scoring		Allowing
0-0	49 or less	1-0
0-0	50-59	0-0
0-2	60-69	1-0
2-0	70-79	1-2
1-0	80-89	0-0
0-0	90-99	0-0
0-0	100+	0-0

Record by Month

Nov.	Dec.	Jan.	Feb.	March
3-2	0-0	0-0	0-0	0-0

Record by Day

Sun.	Mon.	Tue.	Wed.	Thu.	Fri.	Sat.
0-0	1-0	0-1	0-0	0-0	1-1	1-0

2016-17 WYOMING GAME NOTES

Team Superlatives

Wyoming Game Highs

POINTS	88	WESTERN STATE (11/11/16)
	77	SOUTH DAKOTA STATE (11/19/16)
FG MADE	31	WESTERN STATE (11/11/16)
	24	SOUTH DAKOTA STATE (11/19/16)
FG ATTEMPTS	60	WESTERN STATE (11/11/16)
	54	AT CAL (11/25/16)
FG PERCENTAGE	.517 (31-60)	WESTERN STATE (11/11/16)
	.444 (24-54)	SOUTH DAKOTA STATE (11/19/16)
3 PT MADE	14	WESTERN STATE (11/11/16)
	10	SOUTH DAKOTA STATE (11/19/16)
3 PT ATTEMPTS	32	WESTERN STATE (11/11/16)
	30	SOUTH DAKOTA STATE (11/19/16)
3 PT %	.438 (14-32)	WESTERN STATE (11/11/16)
	.333 (10-30)	SOUTH DAKOTA STATE (11/19/16)
FT MADE	24	AT PACIFIC (11/22/16)
	22	AT MONTANA (11/14/16)
FT ATTEMPTS	29	AT PACIFIC (11/22/16)
	27	SOUTH DAKOTA STATE (11/19/16)
	27	AT MONTANA (11/14/16)
FT PERCENTAGE	.828 (24-29)	AT PACIFIC (11/22/16)
	.815 (22-27)	AT MONTANA (11/14/16)
REBOUNDS	46	WESTERN STATE (11/11/16)
	42	AT PACIFIC (11/22/16)
ASSISTS	21	WESTERN STATE (11/11/16)
	16	SOUTH DAKOTA STATE (11/19/16)
STEALS	10	WESTERN STATE (11/11/16)
	8	AT CAL (11/25/16)
	8	SOUTH DAKOTA STATE (11/19/16)
BLOCKED SHOTS	9	WESTERN STATE (11/11/16)
	5	SOUTH DAKOTA STATE (11/19/16)
TURNOVERS	19	AT PACIFIC (11/22/16)
	15	AT CAL (11/25/16)
FOULS	35	AT PACIFIC (11/22/16)

Opponent Game Highs

POINTS	73	AT PACIFIC (11/22/16)
	72	AT MONTANA (11/14/16)
FG MADE	26	AT MONTANA (11/14/16)
	24	AT CAL (11/25/16)
FG ATTEMPTS	59	WESTERN STATE (11/11/16)
	58	SOUTH DAKOTA STATE (11/19/16)
FG PERCENTAGE	.491 (26-53)	AT MONTANA (11/14/16)
	.462 (24-52)	AT CAL (11/25/16)
3 PT MADE	12	SOUTH DAKOTA STATE (11/19/16)
	6	WESTERN STATE (11/11/16)
3 PT ATTEMPTS	37	SOUTH DAKOTA STATE (11/19/16)
	22	WESTERN STATE (11/11/16)
3 PT %	.333 (5-15)	AT CAL (11/25/16)
	.324 (12-37)	SOUTH DAKOTA STATE (11/19/16)
FT MADE	31	AT PACIFIC (11/22/16)
	18	AT CAL (11/25/16)
FT ATTEMPTS	44	AT PACIFIC (11/22/16)
	25	AT CAL (11/25/16)
FT PERCENTAGE	.720 (18-25)	AT CAL (11/25/16)
	.714 (15-21)	SOUTH DAKOTA STATE (11/19/16)
REBOUNDS	43	SOUTH DAKOTA STATE (11/19/16)
	38	AT CAL (11/25/16)
	38	AT PACIFIC (11/22/16)
ASSISTS	15	AT MONTANA (11/14/16)
	12	AT CAL (11/25/16)
STEALS	9	AT PACIFIC (11/22/16)
	6	AT CAL (11/25/16)
	6	AT MONTANA (11/14/16)
BLOCKED SHOTS	7	AT MONTANA (11/14/16)
	6	AT CAL (11/25/16)
TURNOVERS	20	AT CAL (11/25/16)
	16	AT PACIFIC (11/22/16)
FOULS	29	AT PACIFIC (11/22/16)

Wyoming Game Lows

POINTS	61	AT CAL (11/25/16)
	65	AT PACIFIC (11/22/16)
FG MADE	18	AT PACIFIC (11/22/16)
	20	AT CAL (11/25/16)
FG ATTEMPTS	53	AT MONTANA (11/14/16)
	54	SOUTH DAKOTA STATE (11/19/16)
	54	AT PACIFIC (11/22/16)
	54	AT CAL (11/25/16)
FG PERCENTAGE	.333 (18-54)	AT PACIFIC (11/22/16)
	.370 (20-54)	AT CAL (11/25/16)
3 PT MADE	4	AT CAL (11/25/16)
	5	AT PACIFIC (11/22/16)
3 PT ATTEMPTS	23	AT CAL (11/25/16)
	26	AT PACIFIC (11/22/16)
3 PT %	.174 (4-23)	AT CAL (11/25/16)
	.192 (5-26)	AT PACIFIC (11/22/16)
FT MADE	12	WESTERN STATE (11/11/16)
	17	AT CAL (11/25/16)
FT ATTEMPTS	18	WESTERN STATE (11/11/16)
	26	AT CAL (11/25/16)
FT PERCENTAGE	.654 (17-26)	AT CAL (11/25/16)
	.667 (12-18)	WESTERN STATE (11/11/16)
REBOUNDS	32	AT MONTANA (11/14/16)
	32	SOUTH DAKOTA STATE (11/19/16)
	32	AT CAL (11/25/16)
ASSISTS	11	AT PACIFIC (11/22/16)
	11	AT CAL (11/25/16)
STEALS	3	AT MONTANA (11/14/16)
	3	AT PACIFIC (11/22/16)
BLOCKED SHOTS	2	AT PACIFIC (11/22/16)
	3	AT CAL (11/25/16)
TURNOVERS	7	SOUTH DAKOTA STATE (11/19/16)
FOULS	19	WESTERN STATE (11/11/16)

Opponent Game Lows

POINTS	49	WESTERN STATE (11/11/16)
	67	SOUTH DAKOTA STATE (11/19/16)
	71	AT CAL (11/25/16)
FG MADE	18	WESTERN STATE (11/11/16)
	19	AT PACIFIC (11/22/16)
FG ATTEMPTS	52	AT CAL (11/25/16)
	53	AT MONTANA (11/14/16)
FG PERCENTAGE	.305 (18-59)	WESTERN STATE (11/11/16)
	.345 (20-58)	SOUTH DAKOTA STATE (11/19/16)
3 PT MADE	4	AT MONTANA (11/14/16)
	4	AT PACIFIC (11/22/16)
3 PT ATTEMPTS	14	AT MONTANA (11/14/16)
	15	AT CAL (11/25/16)
3 PT %	.211 (4-19)	AT PACIFIC (11/22/16)
	.273 (6-22)	WESTERN STATE (11/11/16)
FT MADE	7	WESTERN STATE (11/11/16)
	15	SOUTH DAKOTA STATE (11/19/16)
FT ATTEMPTS	14	WESTERN STATE (11/11/16)
	21	SOUTH DAKOTA STATE (11/19/16)
FT PERCENTAGE	.500 (7-14)	WESTERN STATE (11/11/16)
	.696 (16-23)	AT MONTANA (11/14/16)
REBOUNDS	31	WESTERN STATE (11/11/16)
	33	AT MONTANA (11/14/16)
ASSISTS	6	WESTERN STATE (11/11/16)
	9	AT PACIFIC (11/22/16)
STEALS	1	SOUTH DAKOTA STATE (11/19/16)
	4	WESTERN STATE (11/11/16)
BLOCKED SHOTS	0	WESTERN STATE (11/11/16)
	2	AT PACIFIC (11/22/16)
TURNOVERS	11	AT MONTANA (11/14/16)
	14	SOUTH DAKOTA STATE (11/19/16)
FOULS	17	WESTERN STATE (11/11/16)
	21	SOUTH DAKOTA STATE (11/19/16)

2016-17 WYOMING GAME NOTES

Last Time an Individual

Cowboy Scored 30 Points	31 by Josh Adams at UNLV, 2-27-16
Opponent Scored 30 Points	38 by Jimmer Fredette BYU, 3/5/11
Cowboy Scored 40 Points	41 by Jay Straight vs. CSU, 2/26/05
Opponent Scored 40 Points	43 by Ruben Douglas UNM, 2/15/03
Cowboy Made Seven 3FG	7 Josh Adams at UNLV, 2-27-16
Opponent Made Seven 3FG	7 by Marvella Harris Fresno St., 2/17/16
Cowboy Made 15 FT	16 by Jason McManamen vs. Pacific, 11/22/16
Opponent Made 15 FT	16 by Vincent Council Providence, 11/24/10
Cowboy Had 15 Rebounds	15 by Derek Cooke Jr. vs. Fresno State, 1/17/15
Opponent Had 15 Rebounds	16 By Amir Williams at Ohio St., 11/25/13
Cowboy Had 20 Rebounds	22 by Adam Waddell vs. Utah, 1/27/10
Opponent Had 20 Rebounds	22 by Jason Smith CSU, 2/24/07
Cowboy Had 10 Assists	11 by JayDee Luster vs. Peru St., 11/18/09
Opponent Had 10 Assists	10 by Alex Caruso at Texas A&M, 3/18/14
Cowboy had 15 Assists	15 by Jay Straight vs. Winthrop, 12/20/03
Opponent had 15 Assists	15 by Matt Montague BYU, 2/2/02
Cowboy Blocked Five Shots	6 by Larry Nance Jr., vs. UNM, 1-8-14
Opponent Blocked Five Shots	5 by Kingsley Okoroh, at Cal, 11/25/16
Cowboy Had Five Steals	5 by L. Washington, vs. Nevada, 2/13/13
Opponent Had Five Steals	6 by Chris Hyder Southern, 12/10/15
Cowboy Had a Double-Double	Hayden Dalton, at Montana, 11/14/16 (11 points and 13 rebounds)
Opponent Had a Double-Double	Ivan Rabb, at Cal, 11/15/16 (12 points and 10 rebounds)
Two Pokes Had a Double-Double	Derek Cooke, Jr. vs. Colorado St., 2/4/15 (12 points and 11 rebounds) Larry Nance, Jr. vs. Colorado St., 2/4/15 (19 points and 10 rebounds)
Two Cowboys Scored 25 Points Each	26 points by LaDrell Whitehead vs. UTEP, 2/15/96 26 by Jeron Roberts vs. UTEP, 2/15/96
Four Cowboys Scored 20 Points Each	20 points by Turk Boyd vs. Loyola Marymount, 3/17/86 20 points by Les Bolden vs. Loyola Marymount, 3/17/86 24 points by Fennis Dembo vs. Loyola Marymount, 3/17/86 20 points by Eric Leckner vs. Loyola Marymount, 3/17/86
Three Cowboys Scored 20 Points Each	21 points by Marcus Bailey vs. UNLV, 2/16/02 20 points by Uche Nsonwu-Amadi vs. UNLV, 2/16/02 20 points by Donta Richardson vs. UNLV, 2/16/02
Two Cowboys Scored 20 Points Each	20 points by Jordan Naughton vs. Western State, 11/11/16 20 points by Alex Aka Gorski vs. Western State, 11/11/16
At Least Five Cowboys Scored in Double Figures	21 points Larry Nance Jr. vs. Northern Colorado, 11/16/14 14 points Josh Adams vs. Northern Colorado, 11/16/14 12 points Charles Hankerson, Jr. vs. Northern Colorado, 11/16/14 13 points Riley Grabau vs. Northern Colorado, 11/16/14 10 points Derek Cooke Jr. vs. Northern Colorado, 11/16/14
Triple-Doubles by a Cowboy	Justin Williams vs. Utah, 3/10/06, (10 pts, 15 rbs and 12 blks) Theo Ratliff vs. San Diego State, 1/2/95, (20 pts, 12 rbs and 11 blks)
Largest Margin of Victory in the AA by Wyoming	53 vs. Tennessee St. 109-56, 12/17/03

Last Time a Team

Wyoming Scored 100 Points	109 vs. Peru St., 11/18/09
Opponent Scored 100 Points	102 by BYU, 3/5/11
Wyoming Scored Less Than 50 Points	45 vs. San Diego St., 3/14/15
Opponent Scored Less Than 50 Points	43 by San Diego St., 3/14/15
Wyoming Scored Less Than 40 Points	36 at Fresno State, 1/16/13
Opponent Scored Less Than 40 Points	35 by Regis, 12/7/14
Wyoming Shot 60% From the Field	61.9 vs. UNC, 11/16/14
Opponent Shot 60% From the Field	61.5% by Colorado State, 3/6/13
Wyoming Shot less than 30%	29.8 at Texas A&M, 3/8/14
Opponent Shot less than 30%	28.6 by Regis, 12/7/14
Wyoming Made 15 3-Point Baskets	17 at Colorado State, 2/20/16
Opponent Made 15 3-Point Baskets	15 by Fresno State, 2/17/16
Wyoming Made No 3-Point Baskets	vs. Denver, 11/25/09
Opponent Made No 3-Point Baskets	by Fresno State, 1/16/13
Wyoming Made 30 Free Throws	36 vs. Houston, 12/22/15
Opponent Made 30 Free Throws	31 by Pacific, 11/22/16
Wyoming Made 20 Free Throws	24 at Pacific, 11/22/16
Opponent Made 20 Free Throws	24 by UNLV, 2/27/16
Wyoming Made 90% of Free Throws (Min 10 FTA)	96% vs. CSUB, 11/25/15
Opponent Made 90% of Free Throws (Min 10 FTA)	90% by SDSU, 3/14/15
Wyoming Attempted 40 Free Throws	46 vs. Houston, 12/22/15
Opponent Attempted 40 Free Throws	44 by Pacific, 11/22/16
Wyoming Attempted 30 Free Throws	34 vs. Utah State, 3/9/16
Opponent Attempted 30 Free Throws	34 by UNLV, 2/27/16
Wyoming Had 50 Rebounds	56 vs. Houston Baptist, 12/29/08
Opponent Had 50 Rebounds	50 by SDSU, 12/30/15
Wyoming Had 40 Rebounds	42 vs. Pacific, 11/22/16
Opponent Had 40 Rebounds	43 by South Dakota State, 11/19/16
Wyoming Had 20 Offensive Rebounds	20 vs. Savannah St., 1/8/03
Wyoming Had +20 Rebound Margin	+20 vs. Utah Valley, 11/30/11
Opponent Had +20 Rebound Margin	+24 at SDSU, 12/30/15
Wyoming Had +10 Rebound Margin	+15 vs. Western State, 11/11/16
Opponent Had +10 Rebound Margin	+11 by South Dakota State, 11/19/16
Wyoming Had 20 Assists	21 vs. Western State, 11/11/16
An Opponent Had 20 Assists	21 by UNLV, 2/27/16
Wyoming Had less than 10 Assists	6 vs. Utah State, 3/9/16
Opponent had less than 10 Assists	9 by Pacific, 11/22/16
Wyoming Committed 20 Turnovers	21 vs. Houston, 12/22/15
Opponent Committed 20 Turnovers	20 by Cal, 11/25/16
Opponent Committed 30 Turnovers	31 by Alcorn St., 12/21/98
Wyoming Had less than 5 Turnovers	2 vs. Colorado State, 1/30/16
Wyoming Blocked 10 Shots	10 vs. South Dakota, 12/20/09
Wyoming Had 15 Steals	15 vs. Western St., 11/12/11
Wyoming Had 20 Steals	21 by Peru St., 11/18/09
Wyoming Beat a Top-25 Team	#RV/25 San Diego St., 3/14/15
Wyoming Beat a Top-25 Team (Home)	#5/5 SDSU, 68-62, 2/11/14
Wyoming Beat a Top-25 Team (Road)	#18 BYU, 56-53, 1/18/80

2016-17 WYOMING GAME NOTES

Game-by-Game Box Scores

Game 1: Western State 49 at Wyoming 88

Official Basketball Box Score -- Game Totals -- Final Statistics
Western State vs Wyoming Cowboys
11/11/16 8:30 p.m. at Laramie, Wyo. (Arena-Auditorium)

Western State 49 • 0-1

#	Player	Total		3-Ptr		Rebounds			PF	TP	A To Blk Stl				Min
		FG-FGA	FT-FTA	FG-FGA	FT-FTA	Off	Def	Tot			A	To	Blk	Stl	
11	Will Duggan	* 1-4	1-4	2-2	0 0 0	1	5	6	1	5	1	4	0	0	19
20	Ray Beresford	* 3-8	1-3	2-3	2 0 2	2	9	11	2	0	0	0	1	26	
22	Brandon Cosby-Lee	* 1-5	0-0	0-1	0 1 1	5	2	7	0	1	0	1	0	23	
23	Patrick Sniff	* 2-9	0-2	0-0	0 4 4	2	4	6	2	4	0	1	0	24	
25	Ben Beauchamp	* 2-6	1-3	3-7	2 3 5	1	8	9	1	8	1	4	0	31	
01	Monroe Porter	0-2	0-1	0-1	0 4 4	0	0	0	0	0	0	0	0	12	
05	Brady Subart	5-8	2-3	0-0	1 2 3	2	12	14	1	2	0	0	0	14	
10	James Willis	0-6	0-4	0-0	0 2 2	0	0	0	0	0	0	0	1	18	
21	Zach Madlom	0-1	0-0	0-0	0 0 0	1	0	1	0	0	0	0	0	6	
33	Collin Smith	4-10	1-2	0-0	5 4 9	3	9	12	1	3	0	0	0	27	
Team					1 0 1										
Totals		18-59	6-22	7-14	11 20 31	17	49	66	15	0	4	200			
FG % 1st Half: 9-28 32.1% 2nd half: 9-31 29.0% Game: 18-59 30.5% Deadball Rebounds 2															
3FG % 1st Half: 3-10 30.0% 2nd half: 3-12 25.0% Game: 6-22 27.3%															
FT % 1st Half: 2-4 50.0% 2nd half: 5-10 50.0% Game: 7-14 50.0%															

Wyoming Cowboys 88 • 1-0

#	Player	Total		3-Ptr		Rebounds			PF	TP	A TO Blk Stl				Min
		FG-FGA	FT-FTA	FG-FGA	FT-FTA	Off	Def	Tot			A	TO	Blk	Stl	
03	AKA GORSKI,Alexander *	6-10	5-8	3-3	0	0	0	1	20	4	0	0	1	26	
05	Herndon, Alan *	1-3	1-2	1-2	1	7	8	3	4	3	2	0	0	23	
11	LIEBERMAN, Jeremy *	3-6	1-4	1-1	0	0	0	3	8	5	2	0	2	23	
23	MCNAMAMEN, Jason *	3-6	2-5	1-2	0	2	2	3	9	1	0	0	3	28	
33	NAUGHTON, Jordan *	9-9	0-0	2-4	5	9	14	2	20	0	2	1	1	20	
01	JAMES, Justin	2-7	1-3	1-2	0	3	3	3	6	1	4	2	0	18	
02	MOEMEKA, Andrew	0-2	0-0	0-0	2	2	4	1	0	0	2	1	1	7	
10	KELLEY, Cody	1-2	1-2	0-0	0	3	3	0	3	2	0	0	0	12	
13	AVERBUCK, Sam	0-0	0-0	0-0	0	0	0	0	0	1	0	0	0	4	
20	DALTON, Hayden	4-9	2-5	0-0	1	2	3	0	10	1	0	3	1	16	
21	BARNES, Jonathan	0-1	0-0	2-2	0	1	1	1	2	0	1	1	0	6	
24	ADAMS, Louis	1-4	0-2	1-2	1	4	5	2	3	2	0	0	1	13	
25	MARSHALL, Morris	1-1	1-1	0-0	0	0	0	0	3	1	0	1	0	4	
	Team				1	2	3								
Totals		31-60	14-32	12-18	11	35	46	19	88	21	13	9	10	200	
FG % 1st Half: 18-35 51.4% 2nd half: 13-25 52.0% Game: 31-60 51.7%															
3FG % 1st Half: 9-19 47.4% 2nd half: 5-13 38.5% Game: 14-32 43.8%															
FT % 1st Half: 4-7 57.1% 2nd half: 8-11 72.7% Game: 12-18 66.7%															

Officials: Randy Heimerman, Winston Stith, Chad Shepherd
Technical fouls: Western State-None. Wyoming Cowboys-None.
Attendance: 5008

Score by periods	1st	2nd	Total
Western State	23	26	49
Wyoming Cowboys	49	39	88

Points	In Paint	Off T/O	2nd Chance	Fast Break	Bench
WESTER	20	7	11	0	21
WY	30	25	10	4	27

Last FG - WESTERN 2nd-02:28, WY 2nd-02:08.
Largest lead - WESTERN by 2 1st-19:04, WY by 39 2nd-00:29.
WESTERN led for 00:10, WY led for 38:00. Game was tied for 01:37.

Score tied - 1 time.
Lead changed - 1 time.

Game 3: South Dakota State 67 at Wyoming 77

Official Basketball Box Score -- Game Totals -- Final Statistics
South Dakota State vs Wyoming Cowboys
11/19/16 7:05 p.m. at Laramie, Wyo. (Arena-Auditorium)

South Dakota State 67 • 1-3

#	Player	Total		3-Ptr		Rebounds			PF	TP	A TO Blk Stl				Min.
		FG-FGA	FT-FTA	FG-FGA	FT-FTA	Off	Def	Tot			A	TO	Blk	Stl	
23	Reed Tellinghuisen	f	2-10	2-9	5-5	2	5	7	4	11	0	2	1	0	34
24	Mike Daum	f	7-10	5-6	5-5	3	5	8	5	24	1	3	0	0	35
01	Skylar Flatten	g	0-2	0-1	0-0	0	2	2	0	0	0	0	0	0	7
02	Tevin King	g	1-5	1-3	0-0	2	3	5	4	3	2	0	0	0	17
20	Andre Wallace	g	0-3	0-3	2-3	0	1	1	0	2	1	0	0	1	13
03	Chris Howell		5-8	0-0	2-4	1	2	3	4	12	1	4	0	0	16
10	Cole Gentry		1-8	1-7	0-0	0	3	3	0	3	5	1	0	0	27
35	A.J. Hess		3-9	2-6	0-0	3	4	7	2	8	0	3	1	0	34
45	Ian Theisen		1-3	1-2	1-4	2	4	6	2	4	1	1	1	0	17
Team						0	1	1							
Totals			20-58	12-37	15-21	13	30	43	21	67	11	14	3	1	200
FG % 1st Half: 14-32 43.8% 2nd half: 6-26 23.1% Game: 20-58 34.5% Deadball Rebounds 4															
3FG % 1st Half: 7-20 35.0% 2nd half: 5-17 29.4% Game: 12-37 32.4%															
FT % 1st Half: 0-0 0.0% 2nd half: 15-21 71.4% Game: 15-21 71.4%															

Wyoming Cowboys 77 • 3-0

#	Player	Total		3-Ptr		Rebounds			PF	TP	A TO Blk Stl				Min
		FG-FGA	FT-FTA	FG-FGA	FT-FTA	Off	Def	Tot			A	TO	Blk	Stl	
05	Herndon, Alan	1	2-5	1-2	2-4	0	1	1	7	2	0	2	1	26	
33	NAUGHTON, Jordan	1	2-2	0-0	0-0	1	2	3	2	4	0	1	0	14	
03	AKA GORSKI,Alexander	9	6-13	3-8	0-0	0	6	6	4	15	4	2	0	31	
11	LIEBERMAN, Jeremy	9	1-7	1-6	0-0	0	3	3	0	3	1	0	0	21	
23	MCNAMAMEN, Jason	9	3-10	3-8	7-8	0	4	4	2	16	0	1	0	37	
01	JAMES, Justin	7	7-9	1-3	3-5	0	2	2	1	18	3	0	1	22	
02	MOEMEKA, Andrew	0	0-0	0-0	0-0	0	3	3	0	0	1	1	2	11	
10	KELLEY, Cody	2	2-2	1-1	0-0	0	0	0	5	2	1	0	1	17	
20	DALTON, Hayden	2	1-6	0-2	7-10	2	5	7	3	9	4	1	1	21	
Team						2	1	3							
Totals			24-54	10-30	19-27	5	27	32	21	77	16	7	5	8	200
FG % 1st Half: 11-28 39.3% 2nd half: 13-26 50.0% Game: 24-54 44.4% Deadball Rebounds 3															
3FG % 1st Half: 6-18 33.3% 2nd half: 4-12 33.3% Game: 10-30 33.3%															
FT % 1st Half: 8-11 72.7% 2nd half: 11-16 68.8% Game: 19-27 70.4%															

Officials: Bob Staffen, Brad Ferrie, Rick O'Neill
Technical fouls: South Dakota State-Tevin King. Wyoming Cowboys-None.
Attendance: 6833

Score by periods	1st	2nd	Total
South Dakota State	35	32	67
Wyoming Cowboys	36	41	77

Points	In Paint	Off T/O	2nd Chance	Fast Break	Bench
SDSU	14	7	12	0	27
WY	22	10	2	2	32

Last FG - SDSU 2nd-00:34, WY 2nd-01:33.
Largest lead - SDSU by 6 1st-04:41, WY by 12 2nd-01:33.
SDSU led for 07:54, WY led for 29:40. Game was tied for 02:26.

Score tied - 4 times.
Lead changed - 6 times.

Game 2: Wyoming 73 at Montana 72

Official Basketball Box Score -- Game Totals -- Final Statistics
Wyoming Cowboys vs Montana
11/14/16 7:05 p.m. at Missoula, Mont. (Dahlberg Arena)

Wyoming Cowboys 73 • 2-0

#	Player	Total		3-Ptr		Rebounds			PF	TP	A TO Blk Stl				Min
		FG-FGA	FT-FTA	FG-FGA	FT-FTA	Off	Def	Tot			A	TO	Blk	Stl	
05	Herndon, Alan	f	3-9	2-6	2-2	2	4	6	2	10	1	1	2	0	34
33	NAUGHTON, Jordan	f	1-1	0-0	0-0	0	0	0	3	2	0	0	0	0	4
03	AKA GORSKI,Alexander	f	2-6	2-5	2-2	1	2	3	3	8	3	0	0	0	36
11	LIEBERMAN, Jeremy	g	0-1	0-1	0-0	0	0	0	2	0	2	1	0	1	16
23	MCNAMAMEN, Jason	g	3-9	3-9	11-14	1	0	1	3	20	2	1	0	0	39
01	JAMES, Justin		8-17	0-3	3-3	2	0	2	2	19	1	4	1	1	27
02	MOEMEKA, Andrew		0-0	0-0	0-0	1	1	2	2	0	0	1	0	0	1
10	KELLEY, Cody		0-0	0-0	0-1	0	2	2	1	0	0	1	0	1	8
20	DALTON, Hayden		3-9	2-4	3-4	1	12	13	4	11	1	3	1	0	30
24	ADAMS, Louis		1-1	0-0	1-1	0	0	0	0	3	1	0	0	0	3
25	MARSHALL, Morris		0-0	0-0	0-0	0	0	0	1	0	1	0	0	0	2
Team						1	2	3							
Totals			21-53	9-28	22-27	9	23	32	23	73	12	12	4	3	200
FG % 1st Half: 13-26 50.0% 2nd half: 8-27 29.6% Game: 21-53 39.6%															
3FG % 1st Half: 5-12 41.7% 2nd half: 4-16 25.0% Game: 9-28 32.1%															
FT % 1st Half: 10-14 71.4% 2nd half: 12-13 92.3% Game: 22-27 81.5%															
															Deadball Rebounds 2

2016-17 WYOMING GAME NOTES

Game-by-Game Box Scores

Game 5: Wyoming 61 at Cal 71

Official Basketball Box Score -- Game Totals -- Final Statistics
Wyoming Cowboys vs CAL
11/25/16 8:10 p.m. PT at Haas Pavilion, Berkeley, Calif.

Wyoming Cowboys 61 • 3-2

#	Player		Total			3-Ptr		Rebounds			PF	TP	A	TO	Blk	Stl	Min
			FG-FGA	FG-FGA	FT-FTA	Off	Def	Tot									
33	NAUGHTON, Jordan	f	0-1	0-0	2-4	0	3	3	1	2	0	2	1	0		13	
5	Herndon, Alan	f	5-9	0-2	1-2	3	6	9	4	11	1	3	2	2		38	
11	LIEBERMAN, Jeremy	g	0-3	0-2	0-0	0	0	0	1	0	0	1	0	0		10	
23	MCNAMANEN, Jason	g	2-10	1-7	1-4	0	1	1	3	6	1	1	0	0		38	
3	Aka Gorski,Alexander	g	1-6	0-3	2-2	1	2	3	3	4	4	2	0	3		30	
1	James, Justin		9-14	3-4	7-9	1	1	2	3	28	1	2	0	2		31	
10	KELLEY, Cody		0-1	0-0	0-0	0	1	1	1	0	0	1	0	0		10	
20	DALTON, Hayden		3-10	0-5	4-5	1	6	7	3	10	4	3	0	1		28	
24	ADAMS, Louis		0-0	0-0	0-0	0	0	0	0	0	0	0	0	0		2	
Team						2	4	6	1								
Totals			20-54	4-23	17-26	8	24	32	20	61	11	15	3	8		200	
FG % 1st Half: 8-27 29.6% 2nd half: 12-27 44.4% Game: 20-54 37.0% Deadball																	
3FG % 1st Half: 3-12 25.0% 2nd half: 1-11 9.1% Game: 4-23 17.4% Rebounds																	
FT % 1st Half: 7-8 87.5% 2nd half: 10-18 55.6% Game: 17-26 65.4% 5																	

CAL 71 • 3-1

#	Player		Total		3-Ptr		Rebounds			PF	TP	A	TO	Blk	Stl	Min
			FG-FGA	FG-FGA	FT-FTA	Off	Def	Tot								
1	Rabb, Ivan	f	5-11	0-0	2-5	2	8	10	3	12	3	6	1	0	0	29
31	Domingo, Stephen	f	0-6	0-2	1-2	1	1	2	3	1	0	0	0	1	0	20
44	Rooks, Kameron	c	1-3	0-0	0-0	1	2	3	2	2	0	0	0	0	0	15
13	Moore, Charlie	g	5-9	1-3	7-7	0	0	0	2	18	6	1	0	3	32	
3	Mullins, Grant	g	4-9	2-5	4-4	0	3	3	3	14	2	1	0	1	33	
12	Moute a Bidias, R		4-7	2-4	2-2	1	2	3	3	12	0	1	0	0	0	19
14	Coleman, Don		1-2	0-0	0-2	0	2	2	1	2	1	3	0	0	11	
2	Singer, Sam		3-4	0-1	2-3	0	6	6	3	8	0	5	0	1	28	
22	Okoroh, Kingsley		1-1	0-0	0-0	0	1	1	2	2	0	2	5	0	12	
25	Davis, Roman		0-0	0-0	0-0	0	1	1	0	0	0	0	0	0	1	
Team						4	3	7								
Totals			24-52	5-15	18-25	9	29	38	22	71	12	20	6	6	200	
FG % 1st Half: 12-31 38.7% 2nd half: 12-21 57.1% Game: 24-52 46.2% Deadball																
3FG % 1st Half: 3-9 33.3% 2nd half: 2-6 33.3% Game: 5-15 33.3% Rebounds																
FT % 1st Half: 11-13 84.6% 2nd half: 7-12 58.3% Game: 18-25 72.0% 2,1																

Officials: Tommy Nunez, Tom O'Neill, Jeff Wooten
Technical fouls: Wyoming Cowboys-James, Justin; TEAM 2. CAL-None.
Attendance: 8355

Score by periods	1st	2nd	Total
Wyoming Cowboys	26	35	61
CAL	38	33	71

	In	Off	2nd	Fast	
Points	Paint	T/O	Chance	Break	Bench
WY	30	24	6	11	38
CAL	34	17	3	10	24

Last FG - WY 2nd-01:05, CAL 2nd-04:09.
Largest lead - WY None, CAL by 22 2nd-12:10.
WY led for 00:00. CAL led for 38:32. Game was tied for 01:28.

Score tied - 0 times.
Lead changed - 0 times.

Game 6: Denver at Wyoming

Game 7: Northern Iowa at Wyoming

Game 8: Colorado Christian at Wyoming

2016-17 WYOMING GAME NOTES



Nyaires Redding
G, 6-2, 168, Jr.
Cleveland, Ohio



Justin James
G, 6-7, 187, So.
Port Saint Lucie, Fla.



Andrew Moemeka
F, 6-8, 217, RFr.
Lake City, Fla.



Alexander Aka Gorski
G, 6-5, 215, Jr.
Lund, Sweden



Alan Herndon
F, 6-9, 223, Jr.
Colorado Springs, Colo.



Cody Kelley
G, 5-11, 186, RFr.
Gillette, Wyo.



Jeremy Lieberman
G, 6-1, 172, Jr.
Calabasas, Calif.



Sam Averbuck
G, 6-4, 189, RFr.
Santa Rosa, Calif.




Austin Mueller
F, 6-6, 208, fr.
Highlands Ranch, Colo.



Brodricks Jones
F, 6-10, 205, So.
Los Angeles, Calif.




Hayden Dalton
F, 6-8, 186, Jr.
Parker, Colo.



Jonathan Barnes
F, 6-10, 246, Jr.
Parker, Colo.



Jason McManamen
G, 6-5, 197, Sr.
Torrington, Wyo.



Louis Adams
G, 6-4, 194, Jr.
Chicago, Ill.



Morris Marshall
G, 6-4, 190, Sr.
White Springs, Fla.



Jordan Naughton
F, 6-10, 235, So.
Rancho Cucamonga, Calif.



Allen Edwards
Head Coach
First Season

NCAA Statistics

Wyoming - 2016-17 Men's Basketball Ranking Summary thru games 11/27/2016

Statistic	National Rank	Conference Rank	Value	National Leader	Value	Conference Leader	Value
3-pt Field Goal Attempts (347 ranked)	111	3	139	Savannah St.	293	Nevada	156
Assist Turnover Ratio (347 ranked)	132	7	1.08	Notre Dame	2.47	Air Force	1.70
Assists Per Game (347 ranked)	160	7	14.2	UCLA	24.1	Nevada	17.9
Blocked Shots Per Game (347 ranked)	73	2	4.6	Georgia Tech	9.2	San Diego St.	5.3
Defensive Rebounds per Game (347 ranked)	67	5	28.40	Utah	40.25	Colorado St.	31.00
Fewest Fouls (347 ranked)	195	9	118	UC Riverside	54	San Diego St.	66
Fewest Turnovers (347 ranked)	65	4	66	UC Riverside	33	San Diego St.	40
Field-Goal Percentage (347 ranked)	280	11	41.5	UCLA	54.7	New Mexico	50.6
Field-Goal Percentage Defense (347 ranked)	55	3	38.6	Utah	27.7	Colorado St.	36.2
Free Throw Attempts (347 ranked)	158	5	127	Southern Utah	230	Air Force	185
Free Throws Made (347 ranked)	129	5	94	Southern Utah	163	Air Force	139
Free-Throw Percentage (347 ranked)	66	5	74.0	Portland	85.4	Colorado St.	76.5
Offensive Rebounds Per Game (347 ranked)	306	8	8.40	Rutgers	18.67	San Jose St.	12.40
Personal Fouls Per Game (347 ranked)	322	11	23.6	Baylor	14.0	Nevada	16.4
Rebound Margin (347 ranked)	203	9	0.2	Utah	20.3	Colorado St.	10.8
Scoring Defense (347 ranked)	86	4	66.4	Virginia	41.3	Colorado St.	62.3
Scoring Margin (347 ranked)	126	5	6.4	Utah	37.0	Air Force	14.3
Scoring Offense (347 ranked)	212	8	72.8	The Citadel	103.7	Air Force	84.1
Steals Per Game (346 ranked)	169	4	6.4	Oklahoma St.	13.0	Fresno St.	10.4
Three Pt FG Defense (347 ranked)	45	5	29.0	Ark.-Pine Bluff	18.2	Colorado St.	26.2
Three-Point Field Goals Per Game (347 ranked)	104	2	8.4	Savannah St.	17.1	Air Force	8.9
Three-Point Field-Goal Percentage (347 ranked)	300	10	30.2	Creighton	47.9	Air Force	40.5
Total 3-point FGM (347 ranked)	182	4	42	Savannah St.	120	Air Force	62
Total Assists (347 ranked)	237	7	71	UCLA	169	Nevada	125
Total Blocks (347 ranked)	115	2	23	Florida	50	Nevada	32
Total Rebounds (347 ranked)	273	8	184	North Carolina	328	Air Force	273
Total Rebounds Per Game (347 ranked)	176	6	36.80	Utah	53.75	Colorado St.	43.00
Total Steals (347 ranked)	243	7	32	Eastern Mich.	84	Fresno St.	52
Turnover Margin (337 ranked)	99	5	2.0	West Virginia	13.6	San Diego St.	3.5
Turnovers Forced (347 ranked)	105	2	15.20	West Virginia	24.80	Fresno St.	16.00
Turnovers Per Game (347 ranked)	134	7	13.2	Notre Dame	7.5	Air Force	9.9
Won-Lost Percentage (337 ranked)	140	7	60.0	24 teams tied	100.0	Colorado St.	83.3

Statistic	Player	National Rank	Conference Rank	Value	National Leader	Value	Conference Leader	Value
3-pt Field Goal Attempts (246 ranked)	Jason McManamen	135	3	38	Brandon Tabb, Bethune-Cookman	81	Marcus Marshall, Nevada	73
Assist Turnover Ratio (243 ranked)	Alexander Aka Gorski	43	2	3.60	Nick Coppola, La.-Monroe	14.50	Jalen James, San Jose St.	3.75
Assists Per Game (245 ranked)	Alexander Aka Gorski	245	5	3.6	Lonzo Ball, UCLA	9.1	Lindsey Drew, Nevada	6.3
Blocked Shots Per Game (231 ranked)	Alan Herndon	146	4	1.40	Ben Lammers, Georgia Tech	5.60	Cameron Oliver, Nevada	3.00
Defensive Rebounds per Game (249 ranked)	Hayden Dalton	134	4	5.60	Steve Taylor Jr., Toledo	10.71	Emmanuel Omogbo, Colorado St.	9.33
	Alan Herndon	214	9	5.00				
Double Doubles (142 ranked)	Hayden Dalton	142	7	1	Wyatt Walker, Samford	6	Emmanuel Omogbo, Colorado St.	4
	Jordan Naughton	142	7	1				
Field-Goal Percentage (250 ranked)	Justin James	112	4	54.4	Tacko Fall, UCF	78.3	Chandler Hutchison, Boise St.	63.3
Free Throw Attempts (246 ranked)	Jason McManamen	38	2	44	Mark Alstork, Wright St.	73	Tim Williams, New Mexico	46
Free Throws Made (229 ranked)	Jason McManamen	29	2	36	Mark Alstork, Wright St.	61	Tim Williams, New Mexico	37
Free-Throw Percentage (249 ranked)	Jason McManamen	218	11	81.8	9 players tied	100.0	Jacob Van, Air Force	92.3
Minutes Per Game (249 ranked)	Jason McManamen	26	1	35:48	Bogdan Bliznyuk, Eastern Wash.	39:08	Jason McManamen, Wyoming	35:48
Offensive Rebounds Per Game (224 ranked)					Denzell Taylor, Old Dominion	5.40	Jordan Caroline, Nevada	3.29
Points Per Game (250 ranked)	Justin James	175	7	17.0	Marcus Keene, Central Mich.	29.6	Tim Williams, New Mexico	20.8
Rebounds Per Game (248 ranked)	Hayden Dalton	211	8	7.0	Rokas Gustys, Hofstra	15.3	Emmanuel Omogbo, Colorado St.	12.3
Steals Per Game (247 ranked)	Jason McManamen	202	4	1.60	Joseph Chartouny, Fordham	4.00	Jaron Hopkins, Fresno St.	2.60
Three-Point Field Goals Per Game (238 ranked)					Damon Lynn, NJIT	4.71	Marcus Marshall, Nevada	3.57
Three-Point Field-Goal Percentage (161 ranked)					Cleon Roberts, La Salle	80.0	Jeremy Hemsley, San Diego St.	62.5
Total 3-point FGM (222 ranked)					Damon Lynn, NJIT	33	Marcus Marshall, Nevada	25
Total Assists (243 ranked)					Lonzo Ball, UCLA	64	Lindsey Drew, Nevada	44
Total Blocks (244 ranked)	Alan Herndon	191	2	7	Liam Thomas, Nicholls St.	30	Cameron Oliver, Nevada	21
Total Field Goal Attempts (231 ranked)					Brandon Tabb, Bethune-Cookman	143	Marcus Marshall, Nevada	105
Total Field Goals Made (249 ranked)					Marcus Keene, Central Mich.	70	Tim Williams, New Mexico	44
Total Minutes (248 ranked)					Brandon Tabb, Bethune-Cookman	298:00	Marcus Marshall, Nevada	245:00
Total Points (242 ranked)					Marcus Keene, Central Mich.	207	Marcus Marshall, Nevada	143
Total Rebounds (230 ranked)					Rokas Gustys, Hofstra	107	Emmanuel Omogbo, Colorado St.	74
Total Steals (200 ranked)					Joseph Chartouny, Fordham	28	Jaron Hopkins, Fresno St.	13
Triple Doubles (1 ranked)					7 players tied	1		