



WYOMING



2016-17 COWBOY BASKETBALL

Twitter: @wyo_mbb / @wyoathletics
Facebook: Facebook.com/wyombb
Website: GoWYO.com

Media Contact: Nick Seeman, Assistant Director of Media Relations
Phone: (307) 766-5516 or (612) 741-0550
Email: nseeman@uwyo.edu

Game Information

Game #22: Boise State at Wyoming
Saturday, Jan. 28 | 4:00 p.m. MT
Laramie, Wyo. | Arena-Auditorium
Television: ROOT SPORTS
Play-by-Play: Marc Stout
Color: Dave Bollwinkel
Radio: Cowboy Sports Network
Flagship: KFBC 1240 AM
Play-by-Play: Dave Walsh
Color: Kevin McKinney
Live Audio/Stats: GoWYO.com

Schedule/Results

Date	Opponent (TV)	Time (MT)
11/3	Chadron State (Exh.) !	W, 75-50
11/11	Western State	W, 88-49
11/14	at Montana	W, 73-72
11/19	South Dakota State	W, 77-67
11/22	at Pacific	L, 65-73
11/25	at California	L, 61-71
11/30	Denver	W, 82-70
12/3	Northern Iowa ^ (Campus Insiders)	W, 81-73
12/5	Colo. Christian	W, 67-60
12/10	Montana	W, 85-83
Continental Tire Las Vegas Classic		
12/17	Cornell #	W, 97-78
12/19	Troy #	W, 72-66
12/22	Depaul # (FS1)	W, 72-58
12/23	No. 23 USC (FS1)	L, 92-94 OT
12/28	Air Force *	W, 84-72
12/31	at UNLV *	L, 75-81
1/4	at Fresno State *	L, 70-85
1/11	Utah State * (ROOT)	W, 95-87
1/14	Nevada * (ESPN3)	L, 74-89
1/18	at San Jose State *	W, 80-70
1/21	at New Mexico *(CBSSN)	L, 71-78
1/25	UNLV * (Campus Insiders)	W, 66-65
1/28	Boise State * (ROOT)	4 p.m.
1/31	at San Diego State * (CBSSN)	9 p.m.
2/4	at Air Force *	2 p.m.
2/8	Fresno State *	7 p.m.
2/11	at Utah State *	7 p.m.
2/14	Colorado State * (ROOT)	7 p.m.
2/18	at Boise State * (ROOT)	4 p.m.
2/25	New Mexico * (ESPN3)	4 p.m.
2/28	at Colorado State * (ROOT)	8 p.m.
3/4	San Jose State *	2 p.m.
Mountain West Championship		
3/8	First Round (MVN) \$	TBA
3/9	Quarterfinals (CBSSN) \$	TBA
3/10	Semifinals (CBSSN) \$	TBA
3/11	Championship (CBS) \$	TBA

Bold indicates home games
* Indicates Mountain West games
Continental Tire Las Vegas Classic - Final two rounds of the will be played at Orleans in Las Vegas, Nev.
\$ Played at Thomas & Mack Center in Las Vegas
^ MW/MVC Challenge
! Game played in Torrington, Wyo.

Wyoming Cowboys (Record: 14-7 Overall, 4-4 Mountain West)

Probable Starters	Pos.	Ht.	Wt.	Cl.	Hometown	PPG	RPG	APG	
5	Alan Herndon	F	6-9	223	Jr.	Colorado Springs, Colo.	10.0	6.0	2.0
11	Jeremy Lieberman	G	6-1	172	Jr.	Malibu, Calif.	3.6	1.9	2.1
23	Jason McManamen	G	6-5	197	Sr.	Torrington, Wyo.	11.6	3.6	2.6
24	Louis Adams	G	6-4	194	Jr.	Chicago, Ill.	7.3	2.4	0.9
33	Jordan Naughton	F	6-10	235	So.	Rancho Cucamonga, Calif.	5.2	3.6	0.5
Reserves	Pos.	Ht.	Wt.	Cl.	Hometown	PPG	RPG	APG	
0	Nyaires Redding	G	6-2	168	Jr.	Cleveland, Ohio	N/A		
1	Justin James	G	6-7	187	So.	Port Saint Lucie, Fla.	14.9	4.6	1.6
2	Andrew Moemeka	F	6-8	217	RFr.	Lake City, Fla.	1.3	2.6	0.5*
3	Alexander Aka Gorski	G	6-5	215	Jr.	Lund, Sweden	9.8	2.7	1.8
10	Cody Kelley	G	5-11	186	RFr.	Gillette, Wyo.	3.2	1.4	1.6
13	Sam Averbuck	G	6-4	189	RFr.	Santa Rosa, Calif.	1.0	0.5	1.0
14	Austin Mueller	F	6-6	208	Fr.	Highlands Ranch, Colo.	N/A		
15	Brodricks Jones	F	6-10	205	So.	Los Angeles, Calif.	N/A		
20	Hayden Dalton	F	6-8	186	Jr.	Parker, Colo.	13.1	8.6	2.7
21	Jonathan Barnes	F	6-10	246	Jr.	Parker, Colo.	1.3	1.3	0.5*
25	Morris Marshall	G	6-4	190	Sr.	White Springs, Fla.	1.9	1.3	0.3

* Indicates blocked shot average

Head Coach: Allen Edwards (Kentucky '02)
UW Record: 14-7 (.667), First Year
Overall Record: 14-7 (.667), First Year
Assistant Coaches: Jeremy Shyatt (Clemson '03)
Tony Pujol (Sterling '89)
Jermaine Kimbrough (Virginia Tech '01)



vs. Boise State Broncos (Record: 12-7 Overall, 5-3 Mountain West)

Probable Starters	Pos.	Ht.	Wt.	Cl.	Hometown	PPG	RPG	APG	
3	Justinian Jessup	G	6-6	193	Fr.	Longmont, Colo.	8.7	2.8	1.3
13	Nick Duncan	F	6-8	265	Sr.	Sydney, Australia	9.9	3.5	1.7
15	Chandler Hutchison	G	6-7	196	Jr.	Mission Viejo, Calif.	17.9	8.8	2.2
30	Paris Austin	G	6-0	175	So.	Oakland, Calif.	11.1	3.0	2.7
33	David Wacker	F	6-10	239	RSo.	Converse, Texas	4.5	4.4	0.4
Reserves	Pos.	Ht.	Wt.	Cl.	Hometown	PPG	RPG	APG	
0	Marcus Dickinson	G	6-2	177	Fr.	Norman, Okla.	3.1	0.9	0.7
5	Malek Harwell	G	6-4	186	RFr.	Pocatello, Idaho	1.3	1.0	0.0
10	Robin Jorch	C	6-11	253	So.	Berlin, Germany	3.2	2.4	0.1
11	Zach Haney	F	6-11	242	RSo.	Humble, Texas	5.6	4.3	0.2
21	Derrick Alston	G	6-8	153	Fr.	Houston, Texas	N/A		
23	Cameron Oluyitan	G	6-6	183	So.	Houston, Texas	1.4	1.9	0.2
34	Alex Hobbs	G	6-4	189	Fr.	LaPorte, Texas	1.8	1.0	0.7
40	Matt Grooms	F	6-4	215	RJr.	Meridian, Idaho	0.0	0.3	0.0
55	James Reid	G	6-3	193	RSr.	Bend, Ore.	8.9	2.4	1.7

Head Coach: Leon Rice (Washington State)
Boise State Record: 134-82 (.620), Seventh Year
Career Record: Same
Assistant Coaches: John Rillie (Gonzaga)
Phil Beckner (Kansas Wesleyan)
Mike Burns (Central Washington)



Team Stat Comparison

	PPG	OPPG	FG%	OFG%	3FG%	O3FG%	FT%	RPG	APG	TOPG	SPG	BPG
Wyoming	77.5	73.4	.423	.396	.321	.297	.737	39.5	14.9	13.7	5.7	4.9
Boise State	74.2	68.6	.442	.416	.324	.302	.705	37.1	11.5	13.4	4.6	2.1

2016-17 WYOMING GAME NOTES

Wyoming Quick Facts

Location:	Laramie, Wyo.
Enrollment:	13,992
President:	Dr. Laurie Nichols
Athletics Director:	Tom Burman
School Colors:	Brown & Gold
16-17 Record:	14-7 (.667)
16-17 MW Record:	4-4 (.500)
Current W/L:	Won 1
Starters R/L:	4/1
Letterwinners R/L:	9/2
Head Coach:	Allen Edwards
Alma Mater:	Kentucky '02
UW Record:	14-7 (.667), 1st Year
Overall Record:	Same
15-16 Record:	14-18 (.419)
15-16 MW Record:	7-11 (.389), T-8th
15-16 Postseason:	None

Boise State Quick Facts

Location:	Boise, Idaho
Enrollment:	22,113
School Colors:	Blue and Orange
16-17 Record:	12-7 (.631)
16-17 MW Record:	5-3 (.625)
Current W/L:	L1
Starters R/L:	1/4
Letterwinners R/L:	5/5
Head Coach:	Leon Rice
Alma Mater:	Washington State
Boise State Record:	134-82 (.620), 7th Year
Overall Record:	Same
15-16 Record:	20-12
15-16 MW Record:	11-7, 3rd MW
15-16 Postseason:	N/A

Boise State Series Breakdown

Series History vs. Boise State

Overall Series: Wyoming leads 13-10
Series Began: Dec. 19, 1979
Wyoming Record at Home: 8-4
Wyoming Record on the Road: 4-6
Wyoming Record at Neutral Sites: 1-0
UW Head Coach Allen Edwards vs.: 0-0
Longest UW Win Streak: 3 (twice), 1987-91 and 09-12
Longest BSU Win Streak: 2 (four times), 1983-84, 1992-2001, 2013 and 2016
Largest UW Margin of Victory: 26, 87-61 in 2009
Largest BSU Margin of Victory: 23, 94-71 in 2016
Most Points Scored by UW: 94 in 2006
Most Points Scored by BSU: 94 in 2016
Last Meeting: Feb. 13, 2016, Wyoming lost 94-71 in Boise.

All-Time Meetings with Boise State

Date	Score	Site	Date	Score	Site
12/19/79	W 72-53	H	02/25/12	W 64-54	H
12/11/80	W 76-51	A	01/09/13	L 61-63	H
12/08/83	L 52-66	A	02/09/13	L 61-68	A
12/22/84	L 55-57	H	01/11/14	W 52-50	A
12/22/87	W 59-55	A	03/01/14	L 63-72	H
03/04/88	W 56-50	H	01/10/15	W 65-54	H
11/25/91	W 78-60	H	03/13/15	W 71-66 (ot)	N
12/12/92	L 50-70	A	01/23/16	L 71-81	H
12/12/01	L 74-77	A	02/13/16	L 71-94	A
12/09/02	W 74-61	H			
11/11/06	W 94-79	H			
12/03/08	L 85-86	A			
11/21/09	W 87-61	H			
01/28/12	W 75-64	A			

Pokes and Broncos Set to Clash on Saturday

The Pokes clash with Boise State on Saturday afternoon in a key Mountain West Conference game inside the Arena-Auditorium. It marks the first of two meetings between the two teams which is set for a 4 p.m. start on ROOT SPORTS.

Marc Stout will provide play-by-play with Dave Bollwinkel providing the color commentary. The game will be broadcast live on radio over the 25 affiliate stations of the Cowboy Sports Network. Fans can follow live stats and listen to the contest on GoWyo.com.

A Look at the Matchup

The Cowboys (14-7, 4-4 MW) earned a one-point win over UNLV on Wednesday to match their win total from a season ago. Wyoming is second in the MW in scoring the season at 77.5 per game. But the Pokes also play strong defense ranking second in the league in field goal percentage defense at 39.6 percent, a number that ranks No. 26 in the nation. The Cowboys also hold the opposition to 29.7 percent from the three point line ranking second in the MW and No. 12 in the nation. UW leads the conference and is No. 28 in the nation in total rebounds per game at 39.5 and grab 30.4 defensive rebounds per game ranking fourth in the nation.

The Broncos (12-7, 5-3 MW) suffered a 76-57 loss to Nevada at home on Wednesday. Boise State is third in the MW in scoring defense allowing 68.6 points per game. The Broncos also protect the glass leading the conference in rebounding margin at +3.9. Offensively, the Broncos are shooting 44.2 percent from the field and 32.4 percent from behind the three point line.

Each Team's Leaders

The Cowboys are led in scoring by sophomore guard Justin James. He averages 14.9 points per game on the season ranking seventh in the MW. James also adds 4.6 rebounds and leads the team with 19 steals. Junior forward Hayden Dalton is pouring in 13.1 points per game and leads the team and ranks fourth in the MW in rebounding at 8.6 per game. He leads the league and is No. 54 in the nation in free throw percentage at 86.5. Senior guard Jason McManamen adds 11.6 points per game. He ranks third in the MW in three pointers made with 44 on the season. Junior forward Alan Herndon adds 10.0 points per game and ranks third in the league and No. 44 in the nation in blocks per game at 2.0. During MW play, junior guard Alexander Aka Gorski is third in the league in three pointers per game averaging 2.8 per night.

The Broncos are led in scoring by guard Chandler Hutchinson, as he adds 17.9 points per game ranking fourth in the MW. He also leads the team in rebounding adding 8.8 per game for fourth in the conference. Paris Austin adds 11.1 points per game and has dished out 51 assists on the year. Forward Nick Duncan adds 9.9 per game with 42 three pointers on the season.

About the Series

The Cowboys lead the all-time series 13-10. The Broncos took both matchups last season holding the Cowboys to 71 points in each contest.

Up Next

The Cowboys hit the road and head to San Diego State for a 9 p.m. MT start next Tuesday.

2016-17 WYOMING GAME NOTES

2016-17 Mountain West Standings As of Jan. 26, 2017

Team (AP/Coaches)	Conference					Overall					
	W-L	Pct.	H	A		W-L	Pct.	H	A	N	Streak
Nevada	6-2	.750	3-1	3-1		17-4	.810	8-1	5-2	4-1	W1
New Mexico	6-3	.667	3-2	3-1		13-8	.619	9-2	3-4	1-2	W4
Fresno State	5-3	.625	4-0	1-3		13-7	.650	9-1	4-6	0-0	W3
Boise State	5-3	.625	2-2	3-1		12-7	.632	7-2	4-4	1-1	L1
Colorado State	5-3	.625	3-1	2-2		13-8	.619	10-4	3-4	0-0	W2
Wyoming	4-4	.500	3-1	1-3		14-7	.667	11-1	2-5	1-1	W1
San Diego State	3-4	.429	2-1	1-3		11-8	.579	6-2	1-6	4-0	L1
UNLV	3-5	.375	2-2	1-3		10-11	.476	8-6	2-5	0-0	L1
Air Force	3-5	.375	3-1	0-4		10-11	.476	10-3	0-6	0-2	W1
San Jose State	2-6	.250	1-3	1-3		9-10	.474	6-5	3-5	0-0	L3
Utah State	2-6	.250	2-2	0-4		8-11	.421	6-4	2-4	0-3	L4

MW Scoreboard

Tuesday, January 24
Air Force 60, San Diego State 57
New Mexico 74, Utah State 61

Wednesday, January 25
Wyoming 66, UNLV 65
 Nevada 76, Boise State 57
 Colorado State 81, San Jose State 72

MW Schedule

Saturday, January 28
 New Mexico at Nevada, 2 p.m. MT
 UNLV at San Jose State, 3 p.m. MT
 Colorado State at San Diego State, 4 p.m. MT
 Boise State at Wyoming, 4 p.m. MT
 Fresno State at Utah State, 7 p.m. MT

2016-17 Statistical Rankings

Team Category	Stat	MW	NCAA
Scoring Offense	77.5	2nd	89th
Scoring Defense	73.4	9th	216th
Scoring Margin	+4.1	6th	134th
Field Goal %	42.3	10th	274th
Field Goal % Defense	39.6	2nd	26th
3 Point %	32.1	10th	289th
3 Point Makes/Game	8.9	2nd	52nd
3 Point % Defense	29.7	2nd	12th
Free Throw %	73.7	3rd	62nd
Offense Rbds/Game	9.10	9th	287th
Defensive Rbds/Game	30.38	1st	4th
Rebounding Margin	-0.4	10th	221st
Blocks/Game	4.9	2nd	49th
Assists/Game	14.9	3rd	104th
Assist/Turnover Ratio	1.08	5th	138th
Steals/Game	5.7	8th	237th
Turnover/Game	13.7	10th	207th
Turnover Margin	-0.5	8th	213th
Total Rebounds Per Gm.	39.48	1st	28th

Jason McManamen

Category	Stat	MW	NCAA
Three Pointers Made	44	3rd	202nd

Justin James

Category	Stat	MW	NCAA
Free Throw Attempts	111	5th	109th

Alan Herndon

Category	Stat	MW	NCAA
Total Blocks	42	2nd	36th
Blocks Per Game	2.0	3rd	44th

Hayden Dalton

Category	Stat	MW	NCAA
Total Rebounds	181	3rd	46th
Free Throws Made	90	3rd	68th
Double -Doubles	8	2nd	37th
Defensive Rebounds	6.90	3rd	30th
Free Throw Percentage	86.5	1st	54th

Last Game: Wyoming 66 , UNLV 65 (Game 21) Jan. 25, 2016 | Laramie, Wyo. | Arena-Auditorium



Official Basketball Box Score - Game Totals - Final Statistics
UNLV vs Wyoming Cowboys
 01/25/17 7:05 p.m. at Laramie, Wyo. (Arena-Auditorium)



UNLV 65 • 10-11, 3-5 MW

#	Player	Total		3-Ptr		Rebounds			PF	TP	A	TO	Blk	Stl	Min
		FG	FGA	FG	FGA	Off	Def	Tot							
11	DEMBELE, Cheickna	r	2-3	0-0	0-0	3	8	11	4	4	1	1	1	0	25
20	JONES, Christian	r	7-12	0-0	0-4	2	10	12	2	14	1	2	0	0	34
02	OFOEGBU, Uche	g	5-9	0-1	0-0	1	3	4	4	10	1	3	0	0	33
05	POYSER, Jalen	g	1-7	1-3	0-0	3	1	4	0	3	2	1	0	1	18
30	MOORING, Jovan	g	4-13	1-5	6-7	1	4	5	2	15	2	2	0	0	35
01	CLYBURN, Kris	g	0-4	0-2	0-0	1	0	1	1	0	0	1	0	1	8
03	GREEN, Tyrell	g	1-6	1-4	2-5	0	1	1	2	5	0	0	0	1	17
10	MORGAN, Zion	g	4-8	2-5	2-3	4	2	6	1	12	0	1	0	0	24
13	COUPET JR, Ben	g	0-0	0-0	0-0	0	0	0	1	0	0	0	0	0	3
31	BAXTER JR, Troy	g	0-1	0-1	2-2	0	0	0	0	2	0	0	0	0	3
	Team					2	1	3							
	Totals		24-63	5-21	12-21	17	30	47	17	65	7	11	1	3	200

FG % 1st Half: 9-32 28.1% 2nd half: 15-31 48.4% Game: 24-63 38.1% Deadball Rebounds: 4
 3FG % 1st Half: 1-10 10.0% 2nd half: 4-11 36.4% Game: 5-21 23.8%
 FT % 1st Half: 4-4 100.0 2nd half: 8-17 47.1% Game: 12-21 57.1%

Wyoming Cowboys 66 • 14-7, 4-4 MW

#	Player	Total		3-Ptr		Rebounds			PF	TP	A	TO	Blk	Stl	Min
		FG	FGA	FG	FGA	Off	Def	Tot							
05	Herndon, Alan	r	2-9	0-4	2-5	1	2	3	1	6	2	0	2	2	27
33	NAUGHTON, Jordan	r	1-2	0-0	0-0	0	1	1	2	2	1	0	1	0	17
11	LIEBERMAN, Jeremy	g	1-1	1-1	0-0	0	1	1	4	3	4	1	1	0	24
23	MCNAMAMEN, Jason	g	1-5	0-3	0-0	0	3	3	0	2	0	1	0	1	21
24	ADAMS, Louis	g	5-6	3-3	2-3	0	2	2	1	15	0	1	0	1	19
01	JAMES, Justin	g	5-13	2-4	2-5	1	3	4	3	14	1	1	0	1	26
02	MOEMEKA, Andrew	g	0-1	0-0	0-0	0	2	2	1	0	0	1	1	0	2
03	AKA GORSKI, Alexander	g	4-6	1-2	0-0	1	3	4	4	9	2	1	0	1	19
10	KELLEY, Cody	g	0-2	0-2	0-0	0	0	0	1	0	1	1	0	0	11
20	DALTON, Hayden	g	7-13	1-4	0-0	2	8	10	3	15	1	2	0	1	30
21	BARNES, Jonathan	g	0-1	0-0	0-0	1	0	1	0	0	0	0	0	0	4
	Team					0	2	2							
	Totals		26-59	8-23	6-13	6	27	33	20	66	12	10	5	7	200

FG % 1st Half: 17-31 54.8% 2nd half: 9-28 32.1% Game: 26-59 44.1% Deadball Rebounds: 4
 3FG % 1st Half: 5-13 38.5% 2nd half: 3-10 30.0% Game: 8-23 34.8%
 FT % 1st Half: 2-4 50.0% 2nd half: 4-9 44.4% Game: 6-13 46.2%

Officials: Eric Curry, Kelly Self, Kevin Brill
 Technical fouls: UNLV-None, Wyoming Cowboys-None.
 Attendance: 5019

Score by periods	1st	2nd	Total
UNLV	23	42	65
Wyoming Cowboys	41	25	66

Last FG - UNLV 2nd-01:45, WY 2nd-01:01.
 Largest lead - UNLV by 4 1st-18:38, WY by 20 1st-01:14.
 UNLV led for 04:05, WY led for 34:04. Game was tied for 01:51.

Score tied - 2 times.
 Lead changed - 3 times.

Last Recap: Late Buckets by James Lifts Pokes Past UNLV, 66-65

Sophomore guard Justin James scored the Cowboys' final five points in the final 90 seconds to lift Wyoming (14-7, 4-4 MW) past UNLV (10-11, 3-5 MW) 66-65 on Wednesday evening in the Arena-Auditorium. Junior forward Hayden Dalton recorded his eighth double-double of the season with 15 points and 10 rebounds to lead the Pokes.

"At the end of the day, a win is a win, but I was a little displeased in how we came out in the second half," UW head coach Allen Edwards said. "We did not rebound the basketball well in the second half. We had an opportunity to take a step forward as a program tonight, particularly the way we played in the first half. But we didn't come out with that same energy in the second half, and we missed an opportunity to take that step forward."

The Runnin's Rebels erased 18-point halftime deficit to take a 64-61 lead on the Pokes with 1:45 remaining. But James added a three-point play and jumper as part of his 14 points on the night to make it a 66-64 game with a minute remaining. UNLV's Jovon Mooring put up a three pointer with two seconds remaining, but it rimmed out giving UW the win.

The Cowboys shot 44 percent (26-of-59) from the field, while holding UNLV to 38 percent (24-of-63). It was a tale of two half though, as UW held the Runnin' Rebels to 28 percent from the field in the opening half, but UNLV responded by shooting 48 percent from the field in the second stanza.

Junior Louis Adams added 15 points for UW including scoring the first eight points of the night for UW. Junior guard Jeremy Lieberman dished out four assists to lead both teams. Over the last four games, Lieberman has an assist to turnover ratio of 5.0.

2016-17 WYOMING GAME NOTES

2016-17 RPI Forecast.com Tracker

Date	Team	RPI	
11/11	Western State	N/A	W, 88-49
11/14	at Montana	145	W, 73-72
11/19	South Dakota State	196	W, 77-67
11/22	at Pacific	167	L, 65-73
11/25	at California	56	L, 61-71
11/30	Denver	271	W, 82-70
12/3	Northern Iowa	94	W, 81-73
12/5	Colo. Christian	N/A	W, 67-60
12/10	Montana	214	W, 85-83
12/17	Cornell	276	W, 97-78
12/19	Troy	209	W, 72-66
12/22	Depaul	202	W, 72-58
12/23	USC	29	L, 92-94
12/28	Air Force	202	W, 84-72
12/31	at UNLV	209	L, 75-81
1/4	at Fresno State	136	L, 70-85
1/11	Utah State	135	W, 95-87
1/14	Nevada	35	L, 74-89
1/18	at San Jose State	183	W, 80-70
1/21	at New Mexico	81	L, 71-78
1/25	UNLV	195	W, 66-65
1/28	Boise State	83	
1/31	at San Diego State	41	
2/4	at Air Force	226	
2/8	Fresno State	66	
2/11	at Utah State	151	
2/14	Colorado State	181	
2/18	at Boise State	101	
2/25	New Mexico	141	
2/28	at Colorado State	181	

Interview Policies

Interviews, either in person or via telephone, with members of UW's coaching staff and student-athletes must be coordinated through Assistant Media Relations Director Nick Seeman at least one day in advance.

Home and/or cell phone numbers will not be provided to the media, by the coaches, student-athletes, or the athletic department. Media are asked not to request an individual's personal contact information, including e-mail and cell number, but rather to contact Nick.

Notes

Double-Double Trouble: Junior forward Hayden Dalton recorded his eighth double-double of the season on Wednesday with 15 points and 10 rebounds for back-to-back game with a double-double. He is second in the MW and No. 37 in the nation in double-doubles. It is the most double-doubles in a season since Larry Nance, Jr. recorded eight in 2013-14.

Bench Notes: The Cowboy's bench has scored 738 points this season. It is the third most in a single season in the MW era of Cowboy basketball trailing only 782 points in 2009-10 and 755 points in 1999-00. Sophomore guard Justin James has scored 298 points off the bench, the most in the MW for a Cowboy. Junior forward Hayden Dalton has 249 points off the bench for the third most in a season. The duo has combined for 547 points off the bench, which by itself is better than the bench scoring production from 12 of the 18 seasons the Cowboys have played in the MW.

Single Season Bench Leaders in MW Era of UW Basketball

1. Justin James (16-17) – 284 points
2. Brett McFall (99-00) – 258 points
3. Hayden Dalton (16-17) – 234 points

Cowboy Cavalry: The Pokes bench has been great this season adding an average of 35.1 points per game ranking fifth in the country. The Citadel leads the nation averaging nearly 42 points off the bench per game. The Pokes bench had 45 points against Denver and Troy. The Cavalry had 42 against Air Force. The 45 bench points was the most since UW scored 50 against San Diego State in 2010.

National Leaders in Bench Points

1. The Citadel - 41.7
2. Wichita State - 38.9
3. Savannah State - 37.6
4. West Virginia -37.6
5. Wyoming -35.1

Did You Know: The Runnin' Rebels shot 28.1 percent from the field in the first half on Wednesday, the lowest shooting percentage by an opponent in the first half this season. He Pokes shot 55 percent from the field in the first half, the second-highest mark this season after Utah State (61 percent).

Moving Up The Charts: The Cowboys have hit 187 three pointers so far this season. That number ranks ninth all-time in a single season in UW history. The Cowboys have attempted 582 triples, a mark that is eighth all-time at UW.

Big Al: Junior forward Alan Herndon has 42 blocks on the season. That number ranks second in the MW and No. 36 in the nation. He also ranks third in the MW and No. 44 in the nation in blocks per game at 2.0. For his career he has 80 total blocks. He has recorded at least one block in 18 games this season and at least two in 13 games. He can move into the top-10 in single season blocks with eight more this season.

First Half: The Cowboys have gotten off to great starts in the first half this season. Through 19 games, the Pokes are outscoring the opposition 814-707 in the opening frame. In MW contests, the Cowboys are outscoring opponents 331-279. The Pokes have scored 50 points in the opening half twice in MW with 50 against San Jose State and 57 against Utah State.

Freebies: Junior forward Hayden Dalton has been solid at the line this season. He leads the conference and No. 54 in the nation in free throw percentage at 86.5 percent. He has been great in MW play ranking second in the league going 35-of-38 for 92 percent. He went 9-of-10 from the line against Nevada.

Owning The Paint: The Cowboys scored a season-best 48 points in the paint in a win over San Jose State. The Cowboys scored 32 points in the paint in the opening frame. The 48 points in the paint are the most in a game since UW recorded 48 points in the paint against Providence on Nov. 24, 2010.

Crashing The Boards: The Pokes have found success on the glass this season. UW leads the MW in rebounding at 39.5 per game. The Pokes have been great on the defensive boards. UW ranks fourth in the nation in addition to leading the MW in defense rebounds at 30.4 per game.

Alexander the Great: Junior guard Alexander Aka Gorski is hitting 2.8 triples per game in MW play and hit a career-high six against Utah State and added four against New Mexico. He also tallied a career-best 38 minutes of action against the Aggies. He tied a career-high with 20 points against Nevada. He is scoring 13.5 points per game in MW play.

2016-17 WYOMING GAME NOTES

Record Watch and Notes

Single Season

Three-Point Field Goals Made

1. Sean Ogirri	2008-09	109
2. Josh Adams	2015-16	96
3. Jason McManamen	2015-16	92
4. Luke Martinez	2011-12	81
5. Derrious Gilmore	2012-13	79
6. Fennis Dembo	1986-87	78
7. Maurice Alexander	1990-91	69
Reggie Fox	1988-89	69
9. Riley Grabau	2013-14	68
LaDrell Whitehead	1995-96	68

Three-Point Field Goals Attempted

1. Sean Ogirri	2008-09	258
2. Josh Adams	2015-16	254
3. Luke Martinez	2011-12	242
4. Derrious Gilmore	2012-13	215
5. Jason McManamen	2015-16	209
6. LaDrell Whitehead	1995-96	193
7. Reggie Fox	1988-89	184
8. Maurice Alexander	1990-91	183
9. Fennis Dembo	1987-88	177
10. Steve Leven	2005-06	176

Team

Three-Point Field Goals Made

1.	307	2015-16	(31 games)
2.	224	2012-13	(34 games)
3.	222	1999-00	(31 games)
4.	211	2008-09	(33 games)
5.	209	2014-15	(35 games)
6.	197	2011-12	(33 games)
7.	189	2013-14	(33 games)
8.	188	1998-99	(28 games)
9.	187	2016-17	(20 Games)
10.	175	2007-08	(30 games)
	175	1990-91	(32 games)

Three-Point Field Goals Attempted

1.	829	2015-16	(31 games)
2.	695	2012-13	(34 games)
3.	642	2014-15	(35 games)
4.	635	1999-00	(31 games)
5.	602	2011-12	(33 games)
6.	598	1998-99	(28 games)
7.	586	2008-09	(33 games)
8.	582	2016-17	(21 games)
9.	556	1995-96	(29 games)
10.	551	2007-08	(30 games)

Career

Three-Point Field Goals Made

1.	Brandon Ewing	2006-09	193
2.	Josh Adams	2013-16	189
3.	Riley Grabau	2012-15	171
4.	Jay Straight	2002-05	169
5.	LaDrell Whitehead	1995-97	168
	Jason McManamen	2012-16	168
7.	Reggie Fox	1987-89	165
8.	Fennis Dembo	1985-88	143
9.	Bradley Mann	1997-00	136
10.	Jeron Roberts	1995-98	132

Three-Point Field Goals Attempted

1.	Brandon Ewing	2006-09	594
2.	Josh Adams	2013-16	572
3.	Jay Straight	2002-05	502
4.	Riley Grabau	2012-15	465
5.	LaDrell Whitehead	1995-97	459
6.	Jason McManamen	2012-16	448
7.	Jeron Roberts	1995-98	416
8.	Reggie Fox	1987-89	405
9.	Brett McFall	1998-01	377
10.	Bradley Mann	1997-00	375

Wyoming Native All-Time Leading Scorers: Senior Jason McManamen is moving up an impressive list of Wyoming natives to wear the Brown and Gold.

1. Marcus Bailey (Cheyenne) – 1,356 points (2000-03)
2. Stan Dodds (Green River) – 1,333 points (1967-70)
3. Dick Sherman (Cheyenne) – 1,123 points (1963-66)
4. Kenny Sailors (Laramie) – 1,021 points (1941-43, 46)
5. Terry Eckhardt (Worland) – 990 points (1956-58)
6. George "Moe" Radovich (Thermopolis) – 971 points (1950-52)
7. Adam Waddell (Cody) – 874 points (2009-12)
8. **Jason McManamen (Torrington) – 850 points (2013-Pres.)**

Home Sweet Home: The Cowboys are 11-1 in the Arena-Auditorium this season and are 3-1 in MW play. The Cowboys are scoring 80.7 points per game at home this season and add 5.5 blocks per game.

Check Out the Balance: The Pokes have four players averaging in double-figures this season. UW also has had four or more players in double-figures in a single game 11 times this season.

Solid From the Line: The Cowboys sank 27-of-34 free throws against Nevada. Both made and attempted free throws are season-high marks. Dalton went 9-of-10 from the line with Alan Herndon went 6-of-8.

Triple Threat: The Pokes hit 12 three pointers in the first half against Utah State. It was the most three pointers in a first half in the MW era of Cowboy basketball. The Cowboys have hit double-digit three pointers in a half four times in the past two seasons. UW hit 10 threes in each half against Utah State at home last season and added 10 three pointers in the second half against UNI earlier this season.

Did You Know?: The 95 points against Utah State was the most in a MW game since scoring 103 at New Mexico in 2003. It was the most points in a MW home contest since scoring 95 points against CSU in 2002. The Cowboys are second in the MW in scoring this season at 78.3 points per game.

Getting Defensive: The Cowboys have done a great job defending from the field this season. Opponents are only allowing the opposition to shoot 39.6 percent from the field. That number ranks second in the Mountain West and ranks No. 26 in the nation. The Cowboys have held opponents to under 40 percent from the field 10 times this season. DePaul was held to 28 percent from the field for the lowest opponent shooting percentage. The field goal percentage defense by the Pokes this season is the best UW percentage in the MW era of Cowboy basketball.

Almost Free: The Cowboys have been solid from the free throw line this season. Wyoming is shooting 73.7 percent from the line going 378-of-513. That percentage is third in the MW and is No. 62 in the nation. If the season were to end today, it would be the best free throw percentage for UW in the MW era of Cowboy basketball.

HD Rebound Machine: Junior forward Hayden Dalton has been on a tear on the boards in recent weeks. He grabbed a career-high 18 against No. 23 USC. It was the most since Adam Waddell grabbed 22 against Utah on Jan. 10, 2010. He currently ranks third in the MW and No. 46 in the nation in total rebounds at 181.

McManamen Named Senior Class Award Candidate: Senior guard Jason McManamen was named a candidate for the Senior Class Award announced late Thursday. Sixty NCAA men's and women's basketball student-athletes who excel both on and off the court were selected as candidates for the 2016-17 Senior CLASS Award in collegiate basketball. To be eligible for the award, a student-athlete must be classified as an NCAA Division I senior and have notable achievements in four areas of excellence: community, classroom, character and competition. A native of Torrington, Wyo., McManamen joins Utah State forward Jalen Moore as the only Mountain West Conference men's basketball players named to the list of candidates.

Matching Last Season: The Cowboys matched last season's win total with a win over UNLV on Wednesday. The Cowboys won 14 games a season ago and finished the season with 14-18 record.

2016-17 WYOMING GAME NOTES

The "Dome of Doom" Enters 35th Full Season

The 2016-17 season marked the 35th full season that the Arena-Auditorium (capacity: 11,445) was home to Wyoming basketball. Whether you call it the Arena-Auditorium, the Double A or "The Dome of Doom," Wyoming fans have created an atmosphere that has helped Wyoming win **74.4 percent** of its home games.

Wyoming's record in the Arena-Auditorium:

Overall AA Record:	392-135 (.744)
Conference Record in AA:	179-98 (.646)
Nonconference Record in AA:	216-37 (.854)

Wyoming's MW-era record in the Arena-Auditorium (16 seasons):

Overall Record in AA Since Joining MW:	208-73 (.740)
MW Record in AA:	81-54 (.600)
Nonconference Record in AA:	127-19 (.870)

Wins on National Television Since 1995-96:

Jan. 9, 2016	59-57 Win over UNLV on CBS Sports Network
Feb. 11, 2014	68-62 Win over SDSU on ESPN
Feb. 21, 2005	69-65 Win over SDSU on ESPN Big Monday
Jan. 17, 2005	83-71 Win over BYU on ESPN Big Monday
March 3, 2003	69-66 Win over UNLV on ESPN Big Monday
Feb. 28, 2000	88-61 Win over Utah on ESPN Big Monday
Feb. 27, 1999	79-76 Win over UNLV on ESPN
Jan. 4, 1997	89-61 Win over BYU on ESPN2
Feb. 12, 1996	80-76 Win over Utah on ESPN Big Monday
Jan. 13, 1996	61-58 Win over New Mexico on ESPN2

Wins Over Top-25 Ranked Teams Since 1995-96:

Feb. 11, 2014	68-62 Win over No. 5 ranked San Diego State
Jan. 19, 2013	58-45 Win over No. 15 ranked San Diego State
Dec. 1, 2012	76-69 Win over No. 19 ranked Colorado
Feb. 4, 2011	68-66 Win over No. 11 ranked UNLV
Feb. 28, 2000	88-61 Win over No. 24 ranked Utah
Jan. 14, 1999	96-93 Win over No. 20 ranked TCU
Feb. 12, 1998	62-56 Win over No. 5 ranked Utah
Jan. 10, 1998	58-55 Win over No. 10 ranked New Mexico
Feb. 12, 1996	80-76 Win over No. 7 ranked Utah
Jan. 13, 1996	61-58 Win over No. 25 ranked New Mexico



Wins Over Nationally-Prominent Coaches Since 1995-96

Feb. 11, 2014	68-62 Win over San Diego State's Steve Fisher
Jan. 19, 2013	58-45 Win over San Diego State's Steve Fisher
Jan. 8, 2011	67-66 Win over New Mexico's Steve Alford
Feb. 18, 2009	77-68 Win over UNLV's Lon Kruger
Jan. 10, 2007	86-76 (OT) Win over UNLV's Lon Kruger
March 2, 2002	57-56 Win over Utah's Rick Majerus
Feb. 28, 2000	88-61 Win over Utah's Rick Majerus
Feb. 12, 1998	62-56 Win over Utah's Rick Majerus
Feb. 12, 1996	80-76 Win over Utah's Rick Majerus
Jan. 19, 1995	63-56 Win over Utah's Rick Majerus
Feb. 5, 1994	60-55 Win over Utah's Rick Majerus
Jan. 19, 2013	58-45 Win over San Diego State's Steve Fisher
Jan. 9, 2010	85-83 Win over San Diego State's Steve Fisher
Jan. 14, 2009	83-79 Win over San Diego State's Steve Fisher
Feb. 17, 2007	80-71 Win over San Diego State's Steve Fisher
Feb. 21, 2005	69-65 Win over San Diego State's Steve Fisher
Jan. 26, 2004	79-71 Win over San Diego State's Steve Fisher
Feb. 3, 2001	101-66 Win over San Diego State's Steve Fisher
Jan. 29, 2000	93-87 Win over San Diego State's Steve Fisher
Dec. 19, 2002	77-63 Win over South Carolina's Dave Odom
Jan. 14, 1999	96-93 Win over TCU's Billy Tubbs
Jan. 8, 1998	65-46 Win over UTEP's Don Haskins
Jan. 15, 1996	72-68 Win over UTEP's Don Haskins
Jan. 25, 1997	87-74 Win over Fresno State's Jerry Tarkanian
Jan. 27, 1996	96-81 Win over Fresno State's Jerry Tarkanian

Wyoming's Home Record in Arena-Auditorium

(The Arena-Auditorium opened for the last game of the 1981-82 season when Wyoming defeated Air Force 59-29 on Feb. 20, 1982)

Season	Overall Home Records	Conference Home Records	Conference Tournament Records	NIT Records	CBI Records
2016-17	10-1 (.910)	2-1 (.667)			
2015-16	10-6 (.625)	5-4 (.555)			
2014-15	17-2 (.894)	7-2 (.778)			
2013-14	14-4 (.778)	6-3 (.667)			
2012-13	13-6 (.684)	3-5 (.375)			1-1 (.500)
2011-12	16-3 (.842)	4-3 (.571)			1-0 (1.000)
2010-11	10-7 (.588)	3-5 (.375)			
2009-10	9-9 (.500)	3-5 (.375)			
2008-09	12-4 (.800)	5-3 (.625)			0-1 (.000)
2007-08	8-6 (.571)	3-5 (.375)			
2006-07	12-2 (.857)	6-2 (.750)			
2005-06	9-8 (.529)	3-5 (.375)			
2004-05	11-3 (.786)	5-2 (.714)			
2003-04	10-5 (.667)	4-3 (.571)			
2002-03	12-3 (.800)	4-3 (.571)		1-0 (1.000)	
2001-02	13-1 (.929)	6-1 (.857)			
2000-01	11-2 (.846)	6-1 (.857)		0-1 (.000)	
1999-00	12-1 (.923)	6-1 (.857)			
1998-99	12-2 (.857)	6-1 (.857)		1-0 (1.000)	
1997-98	13-2 (.867)	6-1 (.857)		0-1 (.000)	
1996-97	8-3 (.727)	6-2 (.750)			
1995-96	10-4 (.714)	7-2 (.778)			
1994-95	9-5 (.643)	6-3 (.667)			
1993-94	8-5 (.615)	5-4 (.556)			
1992-93	9-4 (.692)	5-4 (.556)			
1991-92	9-4 (.692)	5-3 (.625)			
1990-91	13-5 (.722)	4-4 (.500)	1-1 (.500)	1-0 (1.000)	
1989-90	9-5 (.643)	4-4 (.500)			
1988-89	10-6 (.625)	3-5 (.375)			
1987-88	13-1 (.929)	7-1 (.875)			
1986-87	11-3 (.786)	6-2 (.750)			
1985-86	16-3 (.842)	7-1 (.875)	2-1 (.667)	3-0 (1.000)	
1984-85	12-4 (.750)	5-3 (.625)			
1983-84	11-3 (.786)	6-2 (.750)	1-0 (1.000)		
1982-83	10-3 (.769)	6-2 (.750)			
1981-82	2-0 (1.000)	2-0 (1.000)			
Totals	392-135 (.744)	179-98 (.646)	4-2 (.667)	6-2 (.750)	2-2 (.500)

2016-17 WYOMING GAME NOTES

Head Coach Allen Edwards



Allen Edwards was introduced as the 21st head coach of the Cowboy basketball program by University of Wyoming Athletics Director Tom Burman on March 21, 2016. He had previously served as an assistant under former UW head coach Larry Shyatt the previous five seasons. With 12 appearances in postseason tournaments and 14 conference championships, Edwards has created success during his playing career at Kentucky and as an assistant the past 14 seasons.

"An institution is fortunate when it has the opportunity to hire its next head coach from within a successful program," Burman said at the time of Edwards' hiring. "Larry Shyatt's Cowboy basketball

legacy has allowed us to do that. We are thrilled to place its future in the hands of Allen Edwards. His basketball pedigree is undeniable, including two national championships with one of the game's most storied programs, Kentucky. He has coached with, and played under some of the game's finest coaches. During his five years here, his impact on our program has been significant, while earning the respect of our players. We believe Wyoming basketball has an extremely bright future."

"This opportunity to lead the Wyoming Cowboys is a blessing I'm truly thankful for," Edwards said. "I'd like to thank Larry Shyatt for bringing me to Laramie and allowing me to grow and develop as a professional with his help. My gratitude to Tom Burman, as well, for the faith that I can continue the tradition of success in the game of basketball and the game of life that Larry has established for this program."

Since joining the program in 2011, Edwards has helped the Pokes compile an overall record of 98-69. He added to his extensive postseason experience with the Cowboys qualifying for the CBI from 2012-14 and the NCAA Championships in 2015. That 2014-15 season included winning the Mountain West tournament title to secure the Pokes' first appearance in the NCAA tournament since 2002. During his time in Laramie, the Cowboys have claimed six wins over top-25 opponents, including one against a top-five foe, and six players have earned 15 all-conference honors, including a MW Player of the Year and two MW Defensive Players of the Year. He helped coach Larry Nance Jr., who was picked 27th overall in the first round of last year's NBA draft by the Los Angeles Lakers. Edwards also took the reins for one game on Jan. 22, 2014, to lead Wyoming to a come-from-behind 66-59 win at Air Force when Shyatt was ill.

"I want to congratulate coach Shyatt on the outstanding job he did at Wyoming," Nance said. "He took a 10-win program to nearly four-straight seasons with 20 wins. It's awesome to see him get some time to relax for a little bit. He's earned that. In the same breath, he couldn't be handing off the program to a more capable person. Coach Edwards is one of the smartest basketball minds I know, even at the NBA level. How he handles his players and staff, he commands respect and he deserves it. Allen is the right man for the job and he will continue the success there at Wyoming."

Edwards came to Wyoming from Western Kentucky, where he spent the 2010-11 season under Ken McDonald as an assistant coach. The Hilltoppers finished 16-16 overall, including 8-8 in the Sun Belt Conference, with a pair of first team all-conference players. Prior to WKU, Edwards spent 2009-10 as an assistant at Towson University under head coach Pat Kennedy.

Those two positions for Edwards came after a very productive three-year stint at Virginia Commonwealth University with head coach Anthony Grant from 2006-09. He helped guide the Rams to a 76-25 overall record during that time, including 45-9 in the Colonial Athletic Association, as the Rams won three conference regular-season titles and two tournament titles. VCU played in the NCAA tournament twice, including a first-round upset of Duke in 2007, and the NIT once. During that 2006-07 season, the Rams led the nation in three-point field goal percentage defense and were 10th in field goal percentage defense. Edwards helped cultivate Eric Maynor, the 20th overall pick in the 2009 NBA draft, and Larry Sanders, the 15th overall selection in the 2010 NBA draft.

Edwards' first full-time assistant position was at Morehead State from 2003-06 under head coach Kyle Macy. He previously spent the 2002-03 as a special assistant to head coach Tubby Smith at Kentucky, as he returned to complete his degree in sociology. During that season, the Wildcats went 16-0 in the SEC to win the conference regular season and

tournament and advance to the NCAA's Elite Eight.

Edwards enjoyed a tremendous playing career at Kentucky from 1995-98 that included three seasons under Rick Pitino and one under Smith. The Wildcats advanced to three-straight Final Fours during Edwards' sophomore, junior and senior seasons, including winning national titles in 1996 and 1998. During his freshman campaign, Kentucky made the Elite Eight. With Edwards, the Wildcats compiled a 132-16 overall record and won three SEC regular-season crowns and three tournament titles. He averaged 9.2 points, 3.3 assists and 3.3 rebounds as a senior. Following his collegiate career, Edwards played professionally in the CBA and the IBL.

A native of Miami, Edwards played his prep career at Miami Senior High School where he and his two brothers collected five prep state titles. Allen is married to the former LaTanya Webb, a two-time All-SEC volleyball player at Kentucky. They have two daughters, Mai'a (15) and Landree (4), and a son, Jaxson (8). Edwards will be 40 years old when the 2016-17 season starts.

The Edward's File

Coaching History

2011-present -- Wyoming as an Assistant Coach
2010-11 -- Western Kentucky as an Assistant Coach
2009-10 -- Towson University as an Assistant Coach
2006-09 -- VCU as an Assistant Coach
2003-06 -- Morehead State as an Assistant Coach
2002-03 - Kentucky as an Assistant Coach

NCAA Championship Teams (2)

1998 - NCAA Champions at Kentucky as a Player
1996 - NCAA Champions at Kentucky as a Player

Postseason Berths (12)

(NCAA Tournament: 2 National Championships, 8 Appearances)
(National Invitation Tournament: 1 Appearance)
(College Basketball Invitational: 2 Quarterfinal Appearances, 3 Appearances)

2015 - NCAA Second Round at Wyoming as an Assistant Coach
2014 - CBI First Round at Wyoming as an Assistant Coach
2013 - CBI Quarterfinals at Wyoming as an Assistant Coach
2012 - CBI Quarterfinals at Wyoming as an Assistant Coach
2009 -- NCAA First Round at VCU as an Assistant Coach
2008 -- NIT First Round at VCU as an Assistant Coach
2007 -- NCAA Second Round at VCU as an Assistant Coach
2003 -- NCAA Elite Eight at Kentucky as an Assistant Coach
1998 -- NCAA Champions at Kentucky as a Player
1997 -- NCAA Runner-Up at Kentucky as a Player
1996 -- NCAA Champions at Kentucky as a Player
1995 -- NCAA Elite Eight at Kentucky as a Player

Conference Championship Teams (14)

2015 - MW Tournament Champions at Wyoming as an Assistant Coach
2009 -- CAA Regular-Season and Tournament Champions as an Assistant Coach
2008 -- CAA Regular-Season Champions as an Assistant Coach
2007 -- CAA Regular-Season and Tournament Champions as an Assistant Coach
2003 -- SEC Regular-Season and Tournament Champions as an Assistant Coach
1998 -- SEC Regular-Season and Tournament Champions as a Player
1997 -- SEC Tournament Champions as a Player
1996 -- SEC Regular-Season Champions as a Player
1995 -- SEC Regular-Season and Tournament Champions as a Player

2016-17 WYOMING GAME NOTES

Assistant Coach Jeremy Shyatt



Jeremy Shyatt begins his sixth season as an assistant coach for Wyoming during 2016-17. The oldest son of former head coach Larry Shyatt, Jeremy helped guide the Cowboys to a 25-10 overall record during the 2014-15 campaign for a Mountain West tournament title and Wyoming's first berth in the NCAA tournament since 2001-02. Shyatt was at North Florida for two seasons prior to coming to UW.

At North Florida, Shyatt assisted head coach Matthew Driscoll, who was an assistant at Wyoming during the 1997-98 season under Larry. During his time

with the Ospreys, Shyatt helped build a resurgence of the basketball program. North Florida won 28 games in the two years, after having won just 22 total games in the four years prior to that.

In 2010-11, UNF finished 15-19 overall and 10-10 in the Atlantic Sun Conference. The 15 wins matched the most in school history and the 10 conference wins also set a school record. The Ospreys fell one game short of the NCAA Tournament, losing to Belmont in the Atlantic Sun Championship game. It marked the first time that North Florida had played in a conference championship game. In addition, North

Florida won the Mayan Division of the 2010 Cancun Challenge. Prior to their trip to Cancun, the Ospreys traveled to Wyoming and beat the Cowboys in the Arena-Auditorium.

At UNF, Shyatt was involved in many facets of the program including on-court coaching, recruiting, opponent scouting, team academic progress, housing, camps, skill development and was the team's video coordinator. He helped design the team's basketball locker room, and oversaw their Nike account and student-managers.

Prior to taking the job at UNF, Shyatt spent two seasons at Virginia Commonwealth University as the team's Director of Basketball Operations. During his stint at VCU, the Rams won two regular-season conference championships, advanced to the NCAA Tournament in 2009 and earned an NIT berth in 2008. He helped coach Eric Maynor, the 20th overall selection in the 2009 NBA draft and Larry Sanders, the 15th overall selection in the 2010 NBA draft.

Shyatt held the same Director of Basketball Operations title at East Carolina University from 2005-07.

From 2003-05, Shyatt was a volunteer assistant coach at the University of South Carolina. There, he earned a master's degree in integrated communication and advertising.

From 2002-05, Shyatt served as director of the Boys and Girls Summer Day Camps with the NBA's Cleveland Cavaliers.

Assistant Coach Tony Pujol



University of Wyoming men's basketball head coach Allen Edwards completed his 2016-17 staff April 19 with the hiring of Tony Pujol as an assistant coach. Pujol previously spent time at Alabama and VCU.

Pujol last coached collegiately at Alabama for five seasons from 2010-2014 under head coach Anthony Grant. Pujol helped the Crimson Tide compile a 99-71 record during his time on the staff, including three-straight 20-win seasons for the first time since 1990-92. Alabama earned two NIT bids and one NCAA bid from 2011-13 and finished runner-up in the NIT in 2011.

That 2010-11 Crimson Tide team featured one of the toughest defenses in the nation, as Alabama surrendered only 59.4 points per game, the eighth-lowest average in the nation. Alabama's tenacious defense helped it go 19-0 at home during that season. On the recruiting trail, he helped the Tide land a 2011 recruiting class that Rivals.com ranked as the fifth best in the nation with four prospects ranked in the top 100 nationally. After the 2013-14 season, Pujol

stepped away from collegiate coaching to dedicate more time to his family and has coached the last year and a half in the AAU ranks in New Jersey.

Previously, Pujol served under Grant at VCU from 2006-09 with Edwards and Jeremy Shyatt. The staff guided the Rams to a 76-25 record in those three seasons, including 45-9 in the Colonial Athletic Association. VCU won three conference regular-season titles and two tournament titles in that span to play in the NCAA tournament twice and NIT once. Two Rams from that team, Eric Maynor and Larry Sanders, would go on to be selected in the NBA draft. Pujol joined Grant's staff after two seasons at Appalachian State from 2004-06, where he helped the Mountaineers win the Southern Conference North Division in 2005. The team also earned the NCAA's Public Recognition Award based on the program's APR. His recruits would help ASU win a school-record 25 games the season after he left.

Prior to his collegiate career, Pujol was a high school coach in south Florida for 13 seasons, including nine at Northwest Christian Academy in Miami, where he posted a 250-46 record with state titles in 1999, 2003 and 2004. He graduated from Sterling College (Kansas) in 1989 with a degree in business administration and was a standout in both basketball and baseball, earning all-conference honors on the diamond in his final three seasons.

Assistant Coach Jermaine Kimbrough



University of Wyoming men's basketball head coach Allen Edwards announced April 14 the hiring of Jermaine Kimbrough as an assistant coach. Kimbrough came to Laramie from Nevada and Cleveland State.

Kimbrough spent the 2015-16 season under head coach Eric Musselman at Nevada. The first-year staff guided the Wolf Pack to a 24-14 overall record, including a 10-8 mark in the conference for fourth in the Mountain West regular-season standings. More importantly, Nevada accepted a bid to the CBI and won the tournament for the MW's first postseason title in men's basketball. With

Kimbrough's help, two Wolf Pack players earned four All-MW honors, including freshman forward Cameron Oliver being named to the All-MW Third Team, All-Defensive Team and All-Tournament Team.

Kimbrough came to Nevada after nine seasons from 2006-14 as an assistant under head coach Gary Waters at Cleveland State. During that time he helped the Vikings to a pair of Horizon League Championships, one NCAA tournament, three NIT trips and a CollegenInsider.com Tournament appearance. Cleveland State had five 20-wins campaigns

in Kimbrough's nine seasons with a 157-112 overall record. He also coached Norris Cole at CSU, who was selected in the 2011 NBA draft.

Kimbrough's coaching career started at the NJCAA's Howard College where he spent two seasons as an assistant from 2001-03. He moved on to serve as Director of Operations at Cleveland State in 2003-04 and Massachusetts in 2004-05. During that season the Minutemen knocked off No. 2 Connecticut, No. 20 George Washington and No. 23 Florida State. Kimbrough would move on to serve as an assistant coach for one season at IPFW before returning to Cleveland State.

During his playing career, Kimbrough spent two seasons at St. Catherine College, before transferring to Virginia Tech for two seasons from 1998-2000. He would go on to graduate from Virginia Tech with his bachelor's degree in psychology in 2001.

Kimbrough played his prep career at Shaker Heights High School in Cleveland and earned all-league honors four times and all-city accolades three times. He was named second-team all-state as a senior after averaging 26 points per game.

Jermaine and his wife, Tameka, have five children.

2016-17 WYOMING GAME NOTES

Alphabetical Roster

No.	Name	Pos.	Ht.	Wt.	Cl.	Exp.	Hometown (Last School)
24	Louis Adams	G	6-4	185	Jr.	TR	Chicago, Ill. (Odessa College)
3	Alexander Aka Gorski	G	6-5	205	Jr.	2L	Lund, Sweden (Sunrise Christian Academy)
13	Sam Averback	G	6-4	185	RFr.	RS	Santa Rosa, Calif. (Suffield Academy)
21	Jonathan Barnes	F	6-10	245	Jr.	2L	Parker, Colo. (Ponderosa HS)
20	Hayden Dalton	F	6-8	185	Jr.	1L	Parker, Colo. (Central Wyoming)
5	Alan Herndon	F	6-9	210	Jr.	2L	Colorado Springs, Colo. (Widefield HS)
1	Justin James	G	6-7	180	So.	1L	Port Saint Lucie, Fla. (Oldsmar Christian HS)
15	Brodricks Jones	F	6-10	220	So.	TR	Los Angeles, Calif. (UTEP)
10	Cody Kelley	G	5-11	180	RFr.	RS	Gillette, Wyo. (Elev8)
11	Jeremy Lieberman	G	6-1	175	Jr.	2L	Malibu, Calif. (Calabasas HS)
25	Morris Marshall	G	6-4	180	Sr.	1L	White Springs, Fla. (Sante Fe JC)
23	Jason McManamen	G	6-5	195	Sr.	3L	Torrington, Wyo. (Torrington HS)
2	Andrew Moemeka	F	6-8	210	RFr.	RS	Lake City, Fla. (Oldsmar Christian HS)
14	Austin Mueller	F	6-6	200	Fr.	HS	Highlands Ranch, Colo. (ThunderRidge HS)
33	Jordan Naughton	F	6-10	225	So.	1L	Rancho Cucamonga, Calif. (Etiwanda HS)
0	Nyaires Redding	G	6-2	166	Jr.	TR	Cleveland, Ohio (Washington State)

Numerical Roster

No.	Name	Pos.	Ht.	Wt.	Cl.	Exp.	Hometown (Last School)
0	Nyaires Redding	G	6-2	166	Jr.	TR	Cleveland, Ohio (Washington State)
1	Justin James	G	6-7	180	So.	1L	Port Saint Lucie, Fla. (Oldsmar Christian HS)
2	Andrew Moemeka	F	6-8	210	RFr.	RS	Lake City, Fla. (Oldsmar Christian HS)
3	Alexander Aka Gorski	G	6-5	205	Jr.	2L	Lund, Sweden (Sunrise Christian Academy)
5	Alan Herndon	F	6-9	210	Jr.	2L	Colorado Springs, Colo. (Widefield HS)
10	Cody Kelley	G	5-11	180	RFr.	RS	Gillette, Wyo. (Elev8)
11	Jeremy Lieberman	G	6-1	175	Jr.	2L	Malibu, Calif. (Calabasas HS)
13	Sam Averback	G	6-4	185	RFr.	RS	Santa Rosa, Calif. (Suffield Academy)
14	Austin Mueller	F	6-6	200	Fr.	HS	Highlands Ranch, Colo. (ThunderRidge HS)
15	Brodricks Jones	F	6-10	220	So.	TR	Los Angeles, Calif. (UTEP)
20	Hayden Dalton	F	6-8	185	Jr.	1L	Parker, Colo. (Central Wyoming)
21	Jonathan Barnes	F	6-10	245	Jr.	2L	Parker, Colo. (Ponderosa HS)
23	Jason McManamen	G	6-5	195	Sr.	3L	Torrington, Wyo. (Torrington HS)
24	Louis Adams	G	6-4	185	Jr.	TR	Chicago, Ill. (Odessa College)
25	Morris Marshall	G	6-4	180	Sr.	1L	White Springs, Fla. (Sante Fe JC)
33	Jordan Naughton	F	6-10	225	So.	1L	Rancho Cucamonga, Calif. (Etiwanda HS)

Starters and Lettermen Returning/Lost

Starters Returning (4)

No.	Name	Pos.	Ht.	Wt.	Cl.	Exp.	PPG	RPG	APG	GP/GS
21	Jonathan Barnes	F	6-10	245	Jr.	2L	1.9	1.7	0.2	28/23
5	Alan Herndon	F	6-9	210	Jr.	2L	7.8	4.8	0.8	31/30
11	Jeremy Lieberman	G	6-1	175	Jr.	2L	4.0	2.1	1.2	31/22
23	Jason McManamen	G	6-5	195	Sr.	3L	14.4	3.0	1.6	31/31

Starters Lost (1)

No.	Name	Pos.	Ht.	Wt.	Cl.	Exp.	PPG	RPG	APG	GP/GS
14	Josh Adams	G	6-2	185	Sr.	4L	24.7	5.5	4.2	30/30

Other Lettermen Returning (5)

No.	Name	Pos.	Ht.	Wt.	Cl.	Exp.	PPG	RPG	APG	GP/GS
3	Alexander Aka Gorski	G	6-5	205	Jr.	2L	5.6	2.0	1.1	31/10
20	Hayden Dalton	F	6-8	185	Jr.	1L	3.8	3.3	1.0	28/1
1	Justin James	G	6-7	180	So.	1L	5.2	1.9	0.8	30/3
25	Morris Marshall	G	6-4	180	Sr.	1L	0.6	0.3	0.0	8/0
33	Jordan Naughton	F	6-10	225	So.	1L	3.0	1.9	0.0	23/0

* Indicates blocked shot average

Newcomers

No.	Name	Pos.	Ht.	Wt.	Cl.	Exp.	Hometown (Last School)
24	Louis Adams	G	6-4	185	Jr.	TR	Chicago, Ill. (Odessa College)
15	Brodricks Jones	F	6-10	220	So.	TR	Los Angeles, Calif. (UTEP)
14	Austin Mueller	F	6-6	200	Fr.	HS	Highlands Ranch, Colo. (ThunderRidge HS)
0	Nyaires Redding	G	6-2	166	Jr.	TR	Cleveland, Ohio (Washington State)

Pronunciations

Averback - AV-er-buck
 McManamen - Mick-MAN-ah-men
 Moemeka - MO-mecca
 Lieberman - Lee-burr-man

Roster Breakdown

By Class

Seniors (2)			
Morris Marshall	G	6-4	180
Jason McManamen	G	6-5	195

Juniors (7)

Louis Adams	G	6-4	185
Alexander Aka Gorski	G	6-5	205
Jonathan Barnes	C	6-10	245
Hayden Dalton	F	6-8	185
Alan Herndon	F	6-9	210
Jeremy Lieberman	G	6-1	175
Nyaires Redding	G	6-2	166

Sophomores (3)

Justin James	G	6-7	180
Jordan Naughton	F	6-10	225
Brodricks Jones	F	6-10	220

Redshirt Freshmen (3)

Sam Averback	G	6-4	185
Cody Kelley	G	5-11	180
Andrew Moemeka	F	6-8	210

Freshman (1)

Austin Mueller	F	6-6	200
----------------	---	-----	-----

By Position

Guards (9)

Louis Adams	G	6-4	185
Alexander Aka Gorski	G	6-5	205
Sam Averback	G	6-4	185
Justin James	G	6-7	180
Cody Kelley	G	5-11	180
Jeremy Lieberman	G	6-1	175
Morris Marshall	G	6-4	180
Jason McManamen	G	6-5	195
Nyaires Redding	G	6-2	166

Forwards (7)

Jonathan Barnes	F	6-10	245
Hayden Dalton	F	6-8	185
Alan Herndon	F	6-9	210
Brodricks Jones	F	6-10	220
Andrew Moemeka	F	6-8	210
Austin Mueller	F	6-6	200
Jordan Naughton	F	6-10	225

By High School or Transfer

High School (11)


Alexander Aka Gorski	G	6-5	205
Sam Averback	G	6-4	185
Jonathan Barnes	C	6-10	245
Alan Herndon	F	6-9	210
Justin James	G	6-7	180
Cody Kelley	G	5-11	180
Jeremy Lieberman	G	6-1	175
Jason McManamen	G	6-5	195
Andrew Moemeka	F	6-8	210
Austin Mueller	F	6-6	200
Jordan Naughton	F	6-10	225

Transfers (5)

Louis Adams	G	6-4	185
Morris Marshall	G	6-4	180
Hayden Dalton	F	6-8	185
Brodricks Jones *	F	6-10	220
Nyaires Redding *	G	6-2	166

* Will sit out 2016-17 season to satisfy NCAA Transfer Rules

2016-17 WYOMING GAME NOTES



#24 Louis Adams

Junior □ Guard □ 6-4 □ 185
Chicago, Illinois (Odessa College)

2016-17 Averages

PTS	REB	AST	FG%	3FG%	FT%	MIN
7.3	2.4	1.0	.476	.391	.795	13.3

Notable

- Hit game winning three pointer against Montana
- Notched a career-high 24 points against Cornell
- Scored 15 points against UNLV on Wednesday

2016-17 Game-by-Game Statistics

OPPONENT	MIN	FG/%	3-PT./%	FT/%	OR	DR	REB	PF	A	TO	BL	ST	PTS	GS
Western State	13	1-4 (.250)	0-2 (.000)	1-2 (.500)	1	4	5	2	2	0	0	1	3	
at Montana	3	1-1 (1.000)	0-0 (---)	1-1 (1.000)	0	0	0	0	1	0	0	0	3	
South Dakota St.	DNP - Injury													
at Pacific	DNP - Injury													
at Cal	2	0-0 (---)	0-0 (---)	0-0 (.000)	0	0	0	0	0	0	0	0	0	
Denver	16	6-9 (.667)	0-0 (---)	4-5 (.800)	1	1	2	3	0	1	1	1	16	
Northern Iowa	9	0-3 (.000)	0-1 (.000)	0-0 (---)	0	1	1	1	2	0	0	0	0	*
Colo. Christian	10	2-6 (.333)	1-2 (.500)	0-0 (---)	0	3	3	2	1	1	0	0	5	*
Montana	17	2-5 (.400)	1-2 (.500)	5-5 (1.000)	0	0	0	4	2	1	0	0	10	*
Cornell	26	7-8 (.875)	3-3 (1.000)	7-8 (.875)	0	6	6	1	2	5	0	0	24	*
Troy	23	1-6 (.167)	0-2 (.000)	4-6 (.667)	0	6	6	3	1	7	1	0	6	*
vs. DePaul	11	1-4 (.250)	0-2 (.000)	0-0 (---)	1	2	3	2	1	3	0	0	2	*
vs. USC	23	1-9 (.111)	0-2 (.000)	6-6 (1.000)	0	3	3	3	3	1	0	0	8	*
Air Force*	DNP													
at UNLV*	DNP													
at Fresno State*	6	1-2 (.500)	0-0 (---)	0-0 (---)	0	1	1	0	0	1	0	0	2	
Utah State*	10	2-3 (.667)	0-1 (.000)	2-2 (1.000)	1	1	2	2	0	1	0	0	6	
Nevada*	14	2-7 (.286)	0-1 (.000)	1-2 (.500)	0	4	4	3	1	0	0	0	5	
at San Jose State*	13	6-8 (.750)	1-2 (.500)	1-2 (.500)	0	1	1	1	0	1	0	0	14	
at New Mexico*	11	2-3 (.667)	0-0 (---)	1-2 (.500)	0	1	1	0	1	1	0	0	5	
UNLV*	19	5-6 (.833)	3-3 (1.000)	2-3 (.667)	0	2	2	1	0	1	0	1	15	*
Boise State*														
at San Diego State														
Fresno State*														
at Utah State*														
Colorado State*														
at Boise State*														
New Mexico*														
at Colorado State*														
San Jose State*														
Totals	226	40-84 (.476)	9-23 (.391)	35-44 (.795)	4	36	40	28	16	26	2	6	124	8

Season & Career Highs

Season Highs

Points	24 vs. Cornell, 12-17-16
FG Made	7 vs. Cornell, 12-17-16
3FG Made	3 twice, last vs. UNLV, 1-25-17
FT Made	7 vs. Cornell, 12-17-16
Rebounds	6 twice, last vs. Troy, 12-19-16
Assists	3 vs. DePaul, 12-22-16
Blocks	1 vs. Troy, 12-19-16
Steals	3 vs. Cornell, 12-17-16
Minutes	26 vs. Cornell, 12-17-16

Career Highs

Points	24 vs. Cornell, 12-17-16
FG Made	7 vs. Cornell, 12-17-16
3FG Made	3 vs. Cornell, 12-17-16
FT Made	7 vs. Cornell, 12-17-16
Rebounds	6 twice, last vs. Troy, 12-19-16
Assists	3 vs. DePaul, 12-22-16
Blocks	1 vs. Troy, 12-19-16
Steals	3 vs. Cornell, 12-17-16
Minutes	26 vs. Cornell, 12-17-16

Double-Figure Scoring Games

Season	5
Career	5

Double-Figure Rebounding Games

Season	0
Career	0

Twenty-Point Scoring Games

Season	1
Career	1

Double-Double Games

Season	0
Career	0

Career Statistics

G/GS	MIN	AVG	FG-FGA/%	3-PT./%	FT-FTA/%	OR	DR	REB	AVG	A	TO	BL	ST	PTS	AVG
16-17	17/8	226/13.3	40-84/.476	9-23/.391	35-44/.795	4	36	40	2.4	16	26	2	6	124/7.3	
TOTAL	17/8	226/13.3	40-84/.476	9-23/.391	35-44/.795	4	36	40	2.4	16	26	2	6	124/7.3	



#3 Alexander Aka Gorski

Junior □ Guard □ 6-5 □ 215
Lund, Sweden (Sunrise Christian Academy)

2016-17 Averages

PTS	REB	AST	FG%	3FG%	FT%	MIN
9.8	2.7	2.2	.411	.349	.774	26.3

Notable

- Netted a career-high 20 points against Western State and again against Nevada.
- Second on the team in three-pointers made with 38

2016-17 Game-by-Game Statistics

OPPONENT	MIN	FG/%	3-PT./%	FT/%	OR	DR	REB	PF	A	TO	BL	ST	PTS	GS
Western State	26	6-10 (.600)	5-8 (.625)	3-3 (1.000)	0	0	0	1	4	0	0	1	20	*
at Montana	36	2-6 (.333)	2-5 (.400)	202 (1.000)	1	2	3	3	0	0	0	0	8	*
South Dakota St.	31	6-13 (.462)	3-8 (.375)	0-0 (.000)	0	6	6	4	4	2	0	0	15	*
at Pacific	21	1-4 (.250)	0-2 (.000)	0-0 (.000)	0	0	0	5	3	1	0	0	2	*
at Cal	30	1-6 (.167)	0-3 (.000)	2-2 (1.000)	1	2	3	3	4	2	0	0	4	*
Denver	15	0-5 (.000)	0-5 (.000)	0-0 (---)	0	2	2	4	1	0	1	0	0	*
Northern Iowa	26	2-7 (.286)	2-7 (.286)	0-0 (---)	0	2	2	2	3	1	0	1	6	
Colo. Christian	25	2-6 (.333)	1-4 (.250)	3-4 (.750)	0	2	2	2	1	0	0	0	8	
Montana	DNP													
Cornell	DNP													
Troy	6	0-1 (.000)	0-1 (.000)	0-0 (---)	0	0	0	1	2	0	0	0	0	
vs. DePaul	23	4-9 (.444)	2-7 (.286)	2-3 (.667)	0	2	2	1	1	4	0	0	12	
vs. USC	12	1-5 (.200)	1-5 (.200)	0-0 (---)	1	4	5	2	0	3	0	0	3	
Air Force*	36	5-9 (.556)	3-7 (.429)	1-1 (1.000)	0	3	3	1	6	2	0	2	14	*
at UNLV*	30	5-11 (.455)	2-6 (.333)	0-1 (.000)	0	2	3	0	1	0	0	0	12	*
at Fresno State*	32	6-13 (.462)	2-6 (.333)	5-6 (.833)	1	1	2	3	0	1	0	1	19	*
Utah State*	38	6-11 (.545)	6-10 (.600)	0-0 (---)	0	3	3	2	1	1	0	0	18	*
Nevada*	33	6-12 (.500)	4-10 (.400)	4-4 (1.000)	0	5	5	4	1	2	0	1	20	*
at San Jose State*	28	1-5 (.200)	0-3 (.000)	2-5 (.400)	0	3	3	0	4	1	0	1	4	*
at New Mexico*	32	4-12 (.333)	4-10 (.400)	0-0 (---)	1	3	4	2	2	1	0	1	12	*
UNLV*	19	4-6 (.667)	1-2 (.500)	0-0 (---)	1	3	4	4	2	1	0	1	9	
Boise State*														
at San Diego State														
Fresno State*														
at Utah State*														
Colorado State*														
at Boise State*														
New Mexico*														
at Colorado State*														
San Jose State*														
Totals	499	62-151 (.411)	38-109 (.349)	24-31 (.774)	6	45	51	47	42	23	1	13	186	13

Season & Career Highs

Season Highs

Points	20 twice, last vs. Nevada, 1-14-17
FG Made	6 five times, last vs. Nevada, 1-14-17
3FG Made	6 vs. Utah State 1-11-17
FT Made	5 at Fresno State, 1-4-16
Rebounds	6 vs. South Dakota State, 11-19-16
Assists	6 vs. Air Force, 12-28-16
Blocks	N/A
Steals	3 at Cal, 11-25-16
Minutes	38 vs. Utah State 1-11-17

Career Highs

Points	20 twice, last vs. Nevada, 1-14-17
FG Made	6 five times, last vs. Nevada, 1-14-17
3FG Made	6 vs. Utah State 1-11-17
FT Made	5 three times, last at Fresno State, 1-4-17
Rebounds	6 vs. South Dakota State, 11-19-16
Assists	6 vs. Air Force, 12-28-16
Blocks	N/A
Steals	3 at Cal, 11-25-16
Minutes	38 vs. Utah State 1-11-17

Double-Figure Scoring Games

Season	9
Career	13

Double-Figure Rebounding Games

Season	0
Career	0

Twenty-Point Scoring Games

Season	2
Career	2

Double-Double Games

Season	0
Career	0

Career Statistics

G/GS	MIN	AVG	FG-FGA/%	3-PT./%	FT-FTA/%	OR	DR	REB	AVG	A	TO	BL	ST	PTS	AVG
14-15	20/0	166/8.3	13-42/.310	8-30/.267	8-16/.500	8	5	13	0.7	2	8	0	3	42/2.1	
15-16	31/10	582/18.8	49-128/.383	34-92/.370	43-61/.705	11	50	61	2.0	34	26	0	7	175/5.6	
16-17	19/13	499/26.3	62-151/.411	38-109/.349	24-31/.774	6	45	51	2.7	42	23	1	13	186/9.8	
TOTAL	70/23	1247/17.8	124-321/.386	80-231/.346	75-108/.694	25	100	125	1.8	78	57	1	23	403/5.8	

2016-17 WYOMING GAME NOTES



#13 Sam Averback
 Redshirt Freshman □ Guard □ 6-4 □ 189
 Santa Rosa, Calif. (Suffield Academy)

2016-17 Averages

PTS	REB	AST	FG%	3FG%	FT%	MIN
1.0	0.5	1.0	.250	.000	1.000	7.0

Notable

- Redshirted the 2015-16 season, made UW debut against Western St.
- Son of Chico Averback, Dir. of International Scouting for Cleveland
- Pronounced AV-er-buck

2016-17 Game-by-Game Statistics

OPPONENT	MIN	FG/%	3-PT./%	FT/%	OR	DR	REB	PF	A	TO	BL	ST	PTS	GS
Western State	4	0-0 (---)	0-0 (---)	0-0 (---)	0	0	0	0	1	0	0	0	0	0
at Montana	DNP													
South Dakota St.	DNP													
at Pacific	1	0-0 (---)	0-0 (---)	0-0 (---)	0	0	0	0	0	0	0	0	0	0
at Cal	DNP													
Denver	DNP													
Northern Iowa	DNP													
Colo. Christian	DNP													
Montana	DNP													
Cornell	21	1-4 (.250)	0-1 (.000)	0-0 (---)	1	1	2	2	3	0	0	0	2	2
Troy	DNP													
vs. DePaul	DNP													
vs. USC	DNP													
Air Force*	2	0-0 (---)	0-0 (---)	2-2 (1.000)	0	0	0	1	0	0	0	0	2	2
at UNLV*	DNP													
at Fresno State*	DNP													
Utah State*	DNP													
Nevada*	DNP													
at San Jose State*	DNP													
at New Mexico*	DNP													
UNLV*	DNP													
Boise State*														
at San Diego State														
Fresno State*														
at Utah State*														
Colorado State*														
at Boise State*														
New Mexico*														
at Colorado State*														
San Jose State*														
Totals	28	1-4 (.250)	0-1 (.000)	2-2 (1.000)	1	1	2	3	4	0	0	0	4	0

Season & Career Highs

Season Highs

Points	2 twice, last vs. Air Force, 12-28-16
FG Made	1 vs. Cornell, 12-17-16
3FG Made	N/A
FT Made	2 vs. Air Force, 12-28-16
Rebounds	2 vs. Cornell, 12-17-16
Assists	3 vs. Cornell, 12-17-16
Blocks	N/A
Steals	N/A
Minutes	21 vs. Cornell, 12-17-16

Career Highs

Points	2 twice, last vs. Air Force, 12-28-16
FG Made	1 vs. Cornell, 12-17-16
3FG Made	N/A
FT Made	vs. Air Force, 12-28-16
Rebounds	2 vs. Cornell, 12-17-16
Assists	3 vs. Cornell, 12-17-16
Blocks	N/A
Steals	N/A
Minutes	21 vs. Cornell, 12-17-16

Double-Figure Scoring Games

Season	0
Career	0

Double-Figure Rebounding Games

Season	0
Career	0

Twenty-Point Scoring Games

Season	0
Career	0

Double-Double Games

Season	0
Career	0

Career Statistics

	G/GS	MIN/AVG	FG-FGA/%	3-PT./%	FT-FTA/%	OR	DR	REB	AVG	A	TO	BL	ST	PTS/AVG
15-16	DNP - Redshirted													
16-17	4/0	28/7.0	1-4/.250	0-1/.000	2-2/1.000	1	1	2	0.5	4	0	0	0	4/1.0
TOTAL	4/0	28/7.0	1-4/.250	0-1/.000	2-2/1.000	1	1	2	0.5	4	0	0	0	4/1.0



#21 Jonathan Barnes
 Junior □ Forward □ 6-10 □ 246
 Parker, Colo. (Ponderosa HS)

2016-17 Averages

PTS	REB	AST	FG%	3FG%	FT%	MIN
1.1	1.2	0.0	.400	---	.600	4.8

Notable

- Recorded a career-high 10 points against Cal on Dec. 5 of last season
- Started in 23 games during the 2015-16 season
- Scored a season-high four points against Denver

2016-17 Game-by-Game Statistics

OPPONENT	MIN	FG/%	3-PT./%	FT/%	OR	DR	REB	PF	A	TO	BL	ST	PTS	GS
Western State	6	0-1 (.000)	0-0 (---)	2-2 (1.000)	0	1	1	1	0	1	1	0	2	2
at Montana	DNP													
South Dakota St.	DNP													
at Pacific	DNP													
at Cal	DNP													
Denver	4	1-1 (1.000)	0-0 (---)	2-2 (1.000)	0	0	0	1	0	0	0	0	4	4
Northern Iowa	DNP													
Colo. Christian	3	1-1 (1.000)	0-0 (---)	0-2 (.000)	1	0	1	0	0	1	0	0	2	2
Montana	8	0-0 (---)	0-0 (---)	2-2 (1.000)	0	1	1	1	0	0	0	1	2	2
Cornell	10	0-1 (.000)	0-0 (---)	0-0 (---)	2	4	6	2	0	0	0	0	0	0
Troy	3	0-0 (---)	0-0 (---)	0-0 (---)	0	0	0	0	0	0	0	0	0	0
vs. DePaul	DNP													
vs. USC	DNP													
Air Force*	3	0-0 (---)	0-0 (---)	0-2 (---)	0	0	0	1	0	0	0	0	0	0
at UNLV*	DNP													
at Fresno State*	DNP													
Utah State*	2	0-0 (---)	0-0 (---)	0-0 (---)	0	1	1	1	0	0	0	0	0	0
Nevada*	DNP													
at San Jose State*	DNP													
at New Mexico*	DNP													
UNLV*	4	0-1 (.000)	0-0 (---)	0-0 (---)	1	0	1	0	0	0	0	0	0	0
Boise State*														
at San Diego State														
Fresno State*														
at Utah State*														
Colorado State*														
at Boise State*														
New Mexico*														
at Colorado State*														
San Jose State*														
Totals	43	2-5 (.400)	0-0 (---)	6-10 (.600)	4	7	11	7	0	2	1	1	10	0

Season & Career Highs

Season Highs

Points	4 vs. Denver, 11-30-16
FG Made	1 twice, last vs. Colo. Christian, 12-5-16
3FG Made	N/A
FT Made	2 three times, last vs. Montana, 12-10-16
Rebounds	6 vs. Cornell, 12-17-16
Assists	N/A
Blocks	1 vs. Western State, 11-11-16
Steals	N/A
Minutes	10 vs. Cornell, 12-17-16

Career Highs

Points	10 vs California, 12-5-15
FG Made	3 twice, vs California, 12-5-15
3FG Made	N/A
FT Made	4 vs California, 12-5-15
Rebounds	6 vs. Cornell, 12-17-16
Assists	2 vs New Mexico Highlands 11-19-15
Blocks	2 vs. Regis, 12-7-14
Steals	1 four times, last vs Marshall (in Las Vegas), 12-21-15
Minutes	28 vs California, 12-5-15

Double-Figure Scoring Games

Season	0
Career	1

Double-Figure Rebounding Games

Season	0
Career	0

Twenty-Point Scoring Games

Season	0
Career	0


Double-Double Games

Season	0
Career	0

Career Statistics

	G/GS	MIN/AVG	FG-FGA/%	3-PT./%	FT-FTA/%	OR	DR	REB	AVG	A	TO	BL	ST	PTS/AVG
14-15	14/0	63/4.5	7-14/.500	0-0/0.000	6-10/.600	4	11	15	1.1	1	5	4	1	20/1.4
15-16	28/23	290/10.4	18-39/.462	0-0/0.000	18-38/.474	14	33	47	1.7	6	12	6	3	54/1.9
16-17	9/0	43/4.8	2-5/.400	0-0/0.000	6-10/.600	4	7	11	1.2	0	2	1	1	10/1.1
TOTAL	51/23	396/7.8	27-58/.466	0-0/0.000	30-58/.517	22	51	73	1.4	7	19	11	5	84/1.6

2016-17 WYOMING GAME NOTES



#20 Hayden Dalton

Junior □ Forward □ 6-8 □ 186
Parker, Colo. (Central Wyoming)

2016-17 Averages

PTS	REB	AST	FG%	3FG%	FT%	MIN
13.1	8.6	2.7	.444	.310	.865	25.8

Notable

- Recorded a double-double in his first start of the season against Cornell with 11 rebounds and a career-high 27 points
- Ranks 2nd in MW with eight double-doubles

2016-17 Game-by-Game Statistics

OPPONENT	MIN	FG/%	3-PT./%	FT/%	OR	DR	REB	PF	A	TO	BL	ST	PTS	GS
Western State	16	4-9 (.444)	2-5 (.400)	0-0 (---)	1	2	3	0	1	0	3	1	10	
at Montana	30	3-9 (.333)	2-4 (.500)	3-4 (.750)	1	12	13	4	1	3	1	0	11	
South Dakota St.	21	1-6 (.167)	0-2 (.000)	7-10 (.700)	2	5	7	3	4	1	1	0	9	
at Pacific	16	1-3 (.333)	0-2 (.000)	3-5 (.600)	2	3	5	4	2	1	0	0	5	
at Cal	28	3-10 (.300)	0-5 (.000)	4-5 (.800)	1	6	7	3	4	3	0	1	10	
Denver	23	1-4 (.250)	0-3 (.000)	2-2 (1.000)	1	7	8	2	2	1	1	1	4	
Northern Iowa	30	6-8 (.750)	3-4 (.750)	4-4 (1.000)	0	5	5	2	6	4	1	0	19	
Colo. Christian	28	2-6 (.333)	0-3 (.000)	2-2 (1.000)	1	7	8	2	3	2	2	0	6	
Montana	28	2-5 (.400)	1-3 (.333)	6-6 (1.000)	1	2	3	1	3	0	1	0	11	
Cornell	25	8-11 (.727)	3-4 (.750)	8-8 (1.000)	2	9	11	2	2	4	1	0	27 *	
Troy	30	4-12 (.333)	2-6 (.333)	3-6 (.500)	3	9	12	1	4	3	1	4	12	
vs. DePaul	27	4-7 (.571)	1-3 (.333)	9-10 (.900)	1	11	12	2	2	3	0	2	18	
vs. USC	37	6-12 (.500)	2-5 (.400)	4-4 (1.000)	5	13	18	1	6	4	2	0	18	
Air Force*	25	4-8 (.500)	3-5 (.600)	4-5 (.800)	1	5	6	4	4	3	1	1	15	
at UNLV*	29	7-14 (.500)	2-7 (.286)	0-1 (.000)	1	8	9	3	2	4	1	0	16	
at Fresno State*	28	2-10 (.200)	0-4 (---)	10-10 (1.000)	3	10	13	5	2	2	4	0	1	14
Utah State*	31	6-8 (.750)	2-3 (.667)	5-5 (1.000)	2	6	8	1	6	2	0	1	19	
Nevada*	24	2-7 (.286)	0-5 (.000)	9-10 (.900)	1	3	4	4	1	6	1	2	13	
at San Jose State*9	2-4 (.500)	0-1 (.000)	2-2 (1.000)	1	5	6	0	1	0	2	0	6		
at New Mexico*	27	5-14 (.357)	2-6 (.333)	5-5 (1.000)	4	9	13	4	0	4	2	0	17	
UNLV*	30	7-13 (.538)	1-4 (.250)	0-0 (---)	2	8	10	3	1	2	0	1	15	
Boise State*														
at San Diego State														
Fresno State*														
at Utah State*														
Colorado State*														
at Boise State*														
New Mexico*														
at Colorado State*														
San Jose State*														
Totals	542	80-180 (.444)	26-84 (.310)	90-104 (.865)	36	145	181	51	57	54	21	15	276	1

Season & Career Highs

Season Highs

Points	27 vs. Cornell, 12-17-16
FG Made	8 vs. Cornell, 12-17-16
3FG Made	3 three times, last vs. Air Force, 12-28-16
FT Made	10 at Fresno State, 1-4-16
Rebounds	18 vs. USC, 12-23-16
Assists	6 three times, last vs. Utah State 1-11-17
Blocks	3 vs. Western State, 11-11-16
Steals	4 vs. Troy, 12-19-16
Minutes	37 vs. USC, 12/23/16

Career Highs

Points	27 vs. Cornell, 12-17-16
FG Made	8 vs. Cornell, 12-17-16
3FG Made	3 twice, last vs. Cornell, 12-17-16
FT Made	10 at Fresno State, 1-4-16
Rebounds	18 vs. USC, 12-23-16
Assists	6 three times, last vs. Utah State 1-11-17
Blocks	3 vs. Western State, 11-11-16
Steals	4 vs. Troy, 12-19-16
Minutes	37 vs. USC, 12/23/16

Double-Figure Scoring Games

Season	16
Career	19

Double-Figure Rebounding Games

Season	8
Career	8

Twenty-Point Scoring Games

Season	1
Career	1

Double-Double Games

Season	8
Career	8

Career Statistics

G/GS	MIN/AVG	FG-FGA/%	3-PT./%	FT-FTA/%	OR	DR	REB	AVG	A	TO	BL	ST	PTS/AVG
15-16	28/1	412/14.7	32-73/43.8	10-33/30.3	33-42/78.6	14	77	91	3.3	29	24	13	1073/8
16-17	21/1	542/25.8	80-180/44.4	26-84/31.0	90-104/86.5	36	145	181	8.6	57	54	21	276/13.1
TOTAL	49/2	954/19.5	112-253/44.3	36-117/30.8	123-146/84.2	50	222	272	5.6	86	78	34	383/7.8



#5 Alan Herndon

Junior □ Forward □ 6-9 □ 223
Colorado Springs, Colo. (Widefield HS)

2016-17 Averages

PTS	REB	AST	FG%	3FG%	FT%	MIN
10.0	6.0	1.0	.434	.321	.643	30.7

Notable

- Scored a career-high 17 points against Pacific
- Grabbed a season-high 10 rebounds against Utah State
- Recorded his first double-double of the season against Utah State

2016-17 Game-by-Game Statistics

OPPONENT	MIN	FG/%	3-PT./%	FT/%	OR	DR	REB	PF	A	TO	BL	ST	PTS	GS
Western State	23	1-3 (.333)	1-2 (.500)	1-2 (.500)	1	7	8	3	3	2	0	0	4	*
at Montana	34	3-9 (.333)	2-6 (.333)	2-2 (1.000)	2	4	6	2	1	1	2	0	10	*
South Dakota St.	26	2-5 (.400)	1-2 (.500)	2-4 (.500)	0	1	1	1	2	0	2	1	7	*
at Pacific	30	7-11 (.636)	3-4 (.750)	0-0 (---)	2	7	9	5	0	2	1	0	17 *	
at Cal	38	5-9 (.556)	0-2 (.000)	1-2 (.500)	3	6	9	4	1	3	2	2	11 *	
Denver	29	4-9 (.444)	3-5 (.600)	1-1 (1.000)	2	5	7	1	0	1	3	0	12 *	
Northern Iowa	34	4-5 (.800)	2-3 (.667)	2-2 (1.000)	0	5	5	1	0	3	3	1	12 *	
Colo. Christian	29	6-10 (.600)	2-4 (.500)	1-4 (.250)	0	5	5	2	0	0	2	0	15 *	
Montana	30	4-7 (.571)	1-2 (.500)	2-2 (1.000)	1	6	7	2	3	4	0	1	11 *	
Cornell	22	5-12 (.417)	1-4 (.250)	1-3 (.333)	1	4	5	0	1	1	4	1	12 *	
Troy	26	2-5 (.400)	0-3 (.000)	0-0 (---)	0	1	1	4	0	1	1	0	4 *	
vs. DePaul	36	4-8 (.500)	0-2 (.000)	2-3 (.667)	3	5	8	3	2	4	3	1	10 *	
vs. USC	35	2-4 (.500)	0-2 (.000)	0-0 (---)	2	1	3	1	0	0	1	1	4 *	
Air Force*	26	4-9 (.444)	2-4 (.500)	5-6 (.833)	1	6	7	1	1	2	3	0	15 *	
at UNLV*	35	5-11 (.455)	0-5 (.000)	2-2 (1.000)	0	7	7	4	2	2	4	0	12 *	
at Fresno State*	32	2-12 (.167)	0-4 (---)	2-4 (.500)	4	3	7	3	1	2	0	0	6 *	
Utah State*	36	5-12 (.417)	3-6 (.500)	2-2 (1.000)	0	10	10	3	1	2	4	0	15 *	
Nevada*	30	2-7 (.286)	2-6 (.333)	6-8 (.750)	0	4	4	4	1	2	1	0	12 *	
at San Jose State*33	2-7 (.286)	0-1 (.000)	2-3 (.667)	2	4	6	2	0	1	1	1	1	6 *	
at New Mexico*	34	4-9 (.444)	2-7 (.286)	0-1 (.000)	0	8	8	3	1	1	3	0	10 *	
UNLV*	27	2-9 (.222)	0-4 (.000)	2-5 (.400)	1	2	3	1	2	0	2	2	6 *	
Boise State*														
at San Diego State														
Fresno State*														
at Utah State*														
Colorado State*														
at Boise State*														
New Mexico*														
at Colorado State*														
San Jose State*														
Totals	645	75-173 (.434)	25-78 (.321)	36-56 (.643)	25	101	126	50	22	34	42	13	211	21

Season & Career Highs

Season Highs

Points	17 at Pacific, 11-22-16
FG Made	7 at Pacific, 11-22-16
3FG Made	3 three times, last vs. Utah State 1-11-17
FT Made	6 vs. Nevada, 1-14-17
Rebounds	10 vs. Utah State 1-11-17
Assists	3 twice, last vs. Montana, 12-10-16
Blocks	4 twice, last vs. Utah State 1-11-17
Steals	2 twice, last at UNLV, 12-31-16
Minutes	38 at Cal, 11-25-16

Career Highs

Points	17 at Pacific, 11-22-16
FG Made	7 twice, last at Pacific, 11-22-16
3FG Made	3 four times, last vs. Utah State 1-11-17
FT Made	6 vs. Nevada, 1-14-17
Rebounds	12 vs. Montana State, 11-28-15
Assists	5 twice, last vs. Nevada, 1-20-16
Blocks	4 twice, last vs. Utah State 1-11-17
Steals	2, four times, last at UNLV, 12-31-16
Minutes	38 twice, last at Cal, 11-25-16

Double-Figure Scoring Games

Season	14
Career	27

Double-Figure Rebounding Games

Season	1
Career	3

Twenty-Point Scoring Games

Season	0
Career	0


Double-Double Games

Season	1
Career	2

Career Statistics

G/GS	MIN/AVG	FG-FGA/%	3-PT./%	FT-FTA/%	OR	DR	REB	AVG	A	TO	BL	ST	PTS/AVG	
13-14	DNP	- Redshirted												
14-15	31/2	476/15.4	37-78/47.4	4-23/17.4	16	27	593	15	54	69	2.2	16	18	7 94/3.0
15-16	31/30	884/28.5	90-174/51.7	17-56/30.4	46	77	597	27	122	149	4.8	36	34	26 17243/7.8
16-17	21/21	645/30.7	75-173/43.4	25-78/32.1	36	56	643	25	101	126	6.0	22	34	42 13211/10.0
TOTAL	83/53	2005/24.2	202-425/47.5	46-157/29.3	98</									

2016-17 WYOMING GAME NOTES



#1 Justin James
 Sophomore Guard 6-7 187
 Port St. Lucie, Fla. (Oldsmar Christian HS)

2016-17 Averages

PTS	REB	AST	FG%	3FG%	FT%	MIN
14.9	4.6	1.7	.452	.377	.739	23.7

Notable

- Scored a career-high 28 points at Cal.
- Has scored 20 or more points in four games this season
- Leads UW with 14.9 points per game.

2016-17 Game-by-Game Statistics

OPPONENT	MIN	FG/%	3-PT./%	FT/%	OR	DR	REB	PF	A	TO	BL	ST	PTS	GS
Western State	18	2-7 (.286)	1-3 (.333)	1-2 (.500)	0	3	3	3	1	4	2	0	6	
at Montana	27	8-17 (.471)	0-3 (.000)	3-3 (1.000)	2	0	2	2	1	4	1	1	19	
South Dakota St.	22	7-9 (.778)	1-3 (.333)	3-5 (.600)	0	2	2	1	3	0	1	1	18	
at Pacific	26	5-10 (.500)	1-3 (.333)	3-4 (.750)	1	4	5	5	2	4	1	0	14	
at Cal	31	9-14 (.643)	3-4 (.750)	7-9 (.778)	1	1	2	3	1	2	0	2	28	
Denver	29	7-15 (.500)	3-5 (.600)	4-4 (1.000)	1	4	5	2	1	1	0	1	21	
Northern Iowa	21	2-8 (.250)	0-2 (.000)	4-5 (.800)	2	3	5	2	4	2	0	1	8	
Colo. Christian	23	1-6 (.167)	1-3 (.333)	6-9 (.667)	1	6	7	1	1	2	1	0	9	
Montana	25	6-13 (.462)	1-4 (.250)	3-5 (.600)	0	7	7	2	3	1	0	0	16	
Cornell	DNP - Coaches Decision													
Troy	24	9-16 (.563)	1-2 (.500)	8-8 (1.000)	3	3	6	0	0	1	0	1	27	
vs. DePaul	31	5-15 (.333)	0-3 (.000)	3-4 (.750)	1	5	6	1	2	3	2	0	13	
vs. USC	34	7-15 (.467)	3-4 (.750)	6-6 (1.000)	3	2	5	2	2	4	0	2	23	
Air Force*	21	5-12 (.417)	2-4 (.500)	2-2 (1.000)	1	7	8	1	1	2	1	0	14	
at UNLV*	25	4-8 (.500)	0-2 (.000)	9-11 (.818)	2	5	7	4	1	2	0	1	17	
at Fresno State*	14	2-6 (.333)	0-0 (---)	3-4 (.750)	0	1	1	5	3	1	1	3	7	
Utah State*	21	2-8 (.250)	1-2 (.500)	4-8 (.500)	2	3	5	2	1	1	0	2	9	
Nevada*	19	3-7 (.429)	0-1 (.000)	5-8 (.625)	1	5	6	5	0	1	1	2	11	
at San Jose State*	18	3-10 (.300)	0-1 (.000)	4-5 (.800)	1	3	4	3	3	4	0	1	10	
at New Mexico*	18	6-8 (.667)	0-0 (---)	2-4 (.500)	0	2	2	3	2	3	1	0	14	
UNLV*	26	5-13 (.385)	2-4 (.500)	2-5 (.400)	1	3	4	3	1	1	0	1	14	
Boise State*														
at San Diego State														
Fresno State*														
at Utah State*														
Colorado State*														
at Boise State*														
New Mexico*														
at Colorado State*														
San Jose State*														
Totals	473	98-217 (.452)	20-53 (.377)	82-111 (.739)	23	69	92	50	33	43	12	19	298	0

Season & Career Highs

Season Highs

Points	28 at Cal, 11-25-16
FG Made	9 twice, last vs. Troy, 12-19-16
3FG Made	3 twice, last vs. Denver, 11-30-16
FT Made	9 at UNLV, 12-31-16
Rebounds	8 vs. Air Force, 12-28-16
Assists	3 vs. South Dakota State, 11-19-16
Blocks	2 twice, last vs. DePaul, 12-22-16
Steals	3 at Fresno State, 1-4-16
Minutes	34 vs. USC, 12-23-16

Career Highs

Points	28 at Cal, 11-25-16
FG Made	9 twice, last vs. Troy, 12-19-16
3FG Made	3 twice, last vs. Denver, 11-30-16
FT Made	9 at UNLV, 12-31-16
Rebounds	8 vs. Air Force, 12-28-16
Assists	3 twice, last vs. South Dakota State, 11-19-16
Blocks	2 four times, last vs. DePaul, 12-22-16
Steals	3 at Fresno State, 1-4-16
Minutes	34 vs. USC, 12-23-16

Double-Figure Scoring Games

Season	16
Career	23

Double-Figure Rebounding Games

Season	0
Career	0

Twenty-Point Scoring Games

Season	4
Career	4

Double-Double Games

Season	0
Career	0

Career Statistics

G/GS	MIN/AVG	FG-FGA/%	3-PT./%	FT-FTA/%	OR	DR	REB	AVG	A	TO	BL	ST	PTS/AVG
15-16	30/3	493/16.4	56-134/.418	19-53/.358	26-46/.565	10	48	58	1.9	24	22	10	157/5.2
16-17	20/0	473/23.7	98-217/.452	20-53/.377	82-111/.739	23	69	92	4.6	33	43	12	298/14.9
TOTAL	50/3	966/19.3	154-351/.439	39-106/.368	108-157/.688	33	117	150	3.0	57	65	22	455/9.1



#10 Cody Kelley
 Redshirt Freshman Guard 5-11 186
 Gillette, Wyo. (Elev8)

2016-17 Averages

PTS	REB	AST	FG%	3FG%	FT%	MIN
3.2	1.4	1.7	.345	.333	.467	13.5

Notable

- Scored a career-high 10 points against Fresno State
- Made his first-career start against Utah State and matched his career-high in scoring (10) and rebounding (4), and tallied a career-high six

2016-17 Game-by-Game Statistics

OPPONENT	MIN	FG/%	3-PT./%	FT/%	OR	DR	REB	PF	A	TO	BL	ST	PTS	GS
Western State	12	1-2 (.500)	1-2 (.500)	0-0 (---)	0	3	3	0	2	0	0	0	3	
at Montana	8	0-0 (---)	0-0 (---)	0-1 (.000)	0	2	2	1	0	1	0	1	0	
South Dakota St.	17	2-2 (1.000)	1-1 (1.000)	0-0 (---)	0	0	0	5	2	1	0	1	5	
at Pacific	19	0-4 (.000)	0-4 (.000)	0-0 (---)	0	2	2	4	1	2	0	0	0	
at Cal	10	0-1 (.000)	0-0 (---)	0-0 (---)	0	1	1	1	0	1	0	0	0	
Denver	12	0-0 (---)	0-0 (---)	0-3 (.000)	1	0	1	2	3	1	0	1	0	
Northern Iowa	24	2-4 (.500)	2-4 (.500)	2-4 (.500)	0	4	4	2	5	2	0	0	8	
Colo. Christian	13	0-6 (.000)	0-4 (.000)	0-0 (---)	1	1	2	0	3	3	0	0	0	
Montana	16	3-3 (1.000)	2-2 (1.000)	0-0 (---)	0	0	0	3	1	0	0	0	8	
Cornell	17	3-8 (.375)	2-5 (.400)	0-0 (---)	0	1	1	4	0	1	1	3	8	
Troy	9	0-3 (.000)	0-2 (.000)	0-0 (---)	0	2	2	2	1	1	0	0	0	
vs. DePaul	DNP													
vs. USC	DNP													
Air Force*	11	1-4 (.250)	1-4 (.250)	0-0 (---)	0	0	0	3	1	3	0	0	3	
at UNLV*	1	0-1 (.000)	0-0 (---)	0-0 (---)	0	1	1	2	0	0	0	0	0	
at Fresno State*	23	3-7 (.423)	3-5 (.600)	1-2 (.500)	1	1	2	3	1	0	0	0	10	
Utah State*	21	4-6 (.667)	2-3 (.667)	0-1 (.000)	2	4	4	3	6	1	0	2	10	*
Nevada*	17	0-3 (.000)	0-2 (.000)	2-2 (1.000)	0	1	1	2	2	0	0	1	2	
at San Jose State*	6	0-1 (.000)	0-0 (---)	0-0 (---)	0	0	0	1	1	1	1	0	1	
at New Mexico*	9	1-1 (1.000)	1-1 (1.000)	0-0 (---)	0	1	1	1	2	1	0	1	3	
UNLV*	11	0-2 (.000)	0-2 (.000)	0-0 (---)	0	0	0	1	1	1	0	0	0	
Boise State*														
at San Diego State														
Fresno State*														
at Utah State*														
Colorado State*														
at Boise State*														
New Mexico*														
at Colorado State*														
San Jose State*														
Totals	256	20-58 (.345)	13-39 (.333)	7-15 (.467)	5	22	27	40	32	20	1	11	60	1

Season & Career Highs

Season Highs

Points	10 twice, last vs. Utah State 1-11-17
FG Made	4 vs. Utah State 1-11-17
3FG Made	3 at Fresno State, 1-4-16
FT Made	2 three times, last vs. Nevada, 1-14-17
Rebounds	4 twice, last vs. Utah State 1-11-17
Assists	6 vs. Utah State 1-11-17
Blocks	1 vs. Cornell, 12-17-16
Steals	3 vs. Cornell, 12-17-16
Minutes	24 vs. Northern Iowa, 12-3-16

Career Highs

Points	10 twice, last vs. Utah State 1-11-17
FG Made	4 vs. Utah State 1-11-17
3FG Made	3 at Fresno State, 1-4-16
FT Made	2 three times, last vs. Nevada, 1-14-17
Rebounds	4 twice, last vs. Utah State 1-11-17
Assists	6 vs. Utah State 1-11-17
Assists	5 vs. Northern Iowa, 12-3-16
Blocks	1 vs. Cornell, 12-17-16
Steals	3 vs. Cornell, 12-17-16
Minutes	24 vs. Northern Iowa, 12-3-16

Double-Figure Rebounding Games

Season	0
Career	0

Double-Figure Scoring Games

Season	2
Career	2

Twenty-Point Scoring Games

Season	0
--------	---


Double-Double Games

Season	0
Career	0

Career Statistics

G/GS	MIN/AVG	FG-FGA/%	3-PT./%	FT-FTA/%	OR	DR	REB	AVG	A	TO	BL	ST	PTS/AVG
15-16	DNP	Redshirted											
16-17	19/1	256/13.5	20-58/.345	13-39/.333	7-15/.467	5	22	27	1.4	32	20	11	60/3.2
TOTAL	19/1	256/13.5	20-58/.345	13-39/.333	7-15/.467	5	22	27	1.4	32	20	11	60/3.2

2016-17 WYOMING GAME NOTES



#11 Jeremy Lieberman

Junior □ Guard □ 6-1 □ 172
Malibu, Calif. (Calabasas HS)

2016-17 Averages

PTS	REB	AST	FG%	3FG%	FT%	MIN
3.6	1.9	2.2	.338	.227	1.000	19.6

Notable

- Posted a career-high 13 points against Air Force last season
- Started 22 games during last season, including the last 17 contests
- Pronounced Lee-burr-man

2016-17 Game-by-Game Statistics

OPPONENT	MIN	FG/%	3-PT./%	FT/%	OR	DR	REB	PF	A	TO	BL	ST	PTS	GS
Western State	23	3-6 (.500)	1-4 (.250)	1-1 (1.000)	0	0	3	5	2	0	2	8	*	
at Montana	16	0-1 (.000)	0-1 (.000)	0-0 (.000)	0	0	0	2	1	0	1	0	*	
South Dakota St.	21	1-7 (.143)	1-6 (.167)	0-0 (.000)	0	3	3	0	1	0	0	0	3	*
at Pacific	21	0-3 (.000)	0-2 (.000)	0-0 (.000)	0	2	3	2	3	0	0	0	0	*
at Cal	10	0-3 (.000)	0-2 (.000)	0-0 (---)	0	0	0	1	0	1	0	0	0	*
Denver	14	1-4 (.250)	0-2 (.000)	4-4 (1.000)	1	2	3	2	2	1	0	1	6	*
Northern Iowa	12	2-2 (1.000)	1-1 (1.000)	0-0 (---)	1	3	4	1	0	4	0	1	5	*
Colo. Christian	21	3-7 (.429)	1-4 (.250)	0-0 (---)	0	5	5	1	2	0	0	1	7	*
Montana	20	1-1 (1.000)	0-0 (---)	0-0 (---)	1	2	3	5	3	1	0	1	2	*
Cornell	25	0-6 (.000)	0-1 (.000)	0-0 (---)	0	1	1	4	7	0	0	1	0	*
Troy	18	1-2 (.500)	0-1 (.000)	2-2 (1.000)	0	4	4	1	1	1	0	1	4	*
vs. DePaul	22	1-3 (.333)	0-2 (.000)	0-0 (---)	1	2	3	2	3	0	0	2	2	*
vs. USC	22	2-7 (.286)	1-6 (.167)	0-0 (---)	0	2	2	1	1	2	1	1	5	*
Air Force*	16	0-1 (.000)	0-1 (.000)	0-0 (---)	0	2	2	1	1	1	0	0	0	*
at UNLV*	31	3-5 (.600)	1-1 (1.000)	2-2 (1.000)	0	3	3	2	4	5	0	3	9	*
at Fresno State*	17	1-3 (.333)	0-1 (.000)	0-0 (---)	0	0	0	3	0	0	0	0	2	*
Utah State*	DNP													
Nevada*	7	0-3 (.000)	0-1 (.000)	0-0 (---)	0	0	0	2	2	0	0	0	0	*
at San Jose State*	28	4-9 (.444)	1-5 (.200)	0-0 (---)	0	0	0	2	0	1	0	2	9	*
at New Mexico*	23	2-3 (.667)	2-2 (1.000)	0-0 (---)	0	2	2	2	4	0	0	0	6	*
UNLV*	24	1-1 (1.000)	1-1 (1.000)	0-0 (---)	0	1	1	4	4	1	1	0	3	*
Boise State*														
at San Diego State														
Fresno State*														
at Utah State*														
Colorado State*														
at Boise State*														
New Mexico*														
at Colorado State*														
San Jose State*														
Totals	391	26-77 (.338)	10-44 (.227)	9-9 (1.000)	4	34	38	42	43	27	2	15	71	20

Season & Career Highs

Season Highs

Points	9 twice, last at San Jose State, 1-18-17
FG Made	4 at San Jose State, 1-18-17
3FG Made	2 at New Mexico, 1-21-17
FT Made	4 vs. Denver, 11-30-16
Rebounds	5 vs. Colo. Christian, 12-5-16
Assists	7 vs. Cornell, 12-17-16
Blocks	1 vs. USC, 12-24-16
Steals	3 at UNLV, 12-31-16
Minutes	31 at UNLV, 12-31-16

Career Highs

Points	13 vs Air Force, 1-6-16
FG Made	5 vs Utah State, 2-6-16
3FG Made	4 vs Air Force, 1-6-16
FT Made	4 twice, last vs. Denver, 11-30-16
Rebounds	7 vs Nevada, 1-20-16
Assists	7 vs. Cornell, 12-17-16
Blocks	1 vs. USC, 12-24-16
Steals	3 twice, last at UNLV, 12-31-16
Minutes	38 vs San Diego State, 2-24-16

Double-Figure Scoring Games

Season	0
Career	3

Double-Figure Rebounding Games

Season	0
Career	0

Twenty-Point Scoring Games

Season	0
Career	0

Double-Double Games

Season	0
Career	0

Career Statistics

G/GS	MIN	AVG	FG-FGA/%	3-PT./%	FT-FTA/%	OR	DR	REB	AVG	A	TO	BL	ST	PTS	AVG
14-15	25/0	225/9.0	11-41/.268	5-27/.185	7-10/.700	3	11	14	0.6	20	12	1	9	34/1.4	
15-16	31/22	647/20.9	40-117/.342	27-77/.351	17-22/.773	9	57	66	2.1	36	33	0	11	124/4.0	
16-17	20/20	391/19.6	26-77/.338	10-44/.227	9-9/1.000	4	34	38	1.9	43	27	2	15	71/3.6	
TOTAL	76/42	1263/16.6	77-235/.328	42-148/.284	33-41/.805	16	102	118	1.6	99	72	3	35	229/3.0	



#25 Morris Marshall

Senior □ Guard □ 6-4 □ 190
White Springs, Fla. (Sante Fe JC)

2016-17 Averages

PTS	REB	AST	FG%	3FG%	FT%	MIN
1.9	1.3	0.3	.353	.286	.500	5.9

Notable

- Scored a career-high seven points in UW's win over Cornell
- One of only two seniors for the Cowboys

2016-17 Game-by-Game Statistics

OPPONENT	MIN	FG/%	3-PT./%	FT/%	OR	DR	REB	PF	A	TO	BL	ST	PTS	GS
Western State	4	1-1 (1.000)	1-1 (1.000)	0-0 (---)	0	0	0	0	1	0	1	0	1	0
at Montana	2	0-0 (---)	0-0 (---)	0-0 (---)	0	0	0	1	1	0	0	0	0	0
South Dakota St.	DNP	Injury												
at Pacific	DNP	Injury												
at Cal	DNP	Injury												
Denver	DNP	Injury												
Northern Iowa	DNP	Injury												
Colo. Christian	DNP	Injury												
Montana	9	1-4 (.250)	1-2 (.500)	0-0 (---)	0	1	1	0	0	1	0	0	3	
Cornell	21	3-10 (.300)	0-4 (.000)	1-2 (.500)	2	4	6	1	0	0	0	1	7	
Troy	1	0-0 (---)	0-0 (---)	0-0 (---)	0	0	0	1	0	0	0	0	0	
vs. DePaul	4	0-0 (---)	0-0 (---)	0-0 (---)	0	1	1	0	0	0	0	0	0	
vs. USC	3	0-0 (---)	0-0 (---)	0-0 (---)	0	1	1	0	0	0	0	0	0	
Air Force*	DNP													
at UNLV*	DNP													
at Fresno State*	DNP													
Utah State*	DNP													
Nevada*	DNP													
at San Jose State*	3	1-2 (.500)	0-0 (---)	0-0 (---)	1	0	1	1	0	0	0	0	2	
at New Mexico*	DNP													
UNLV*	DNP													
Boise State*														
at San Diego State														
Fresno State*														
at Utah State*														
Colorado State*														
at Boise State*														
New Mexico*														
at Colorado State*														
San Jose State*														
Totals	47	6-17 (.353)	2-7 (.286)	1-2 (.500)	3	7	10	4	2	1	1	1	15	0

Season & Career Highs

Season Highs

Points	7 vs. Cornell, 12-17-16
FG Made	3 vs. Cornell, 12-17-16
3FG Made	1 twice, last vs. Montana, 12-10-16
FT Made	1 vs. Cornell, 12-17-16
Rebounds	6 vs. Cornell, 12-17-16
Assists	1 twice, last at Montana, 11-14-16
Blocks	1 vs. Western State, 11-11-16
Steals	1 vs. Cornell, 12-17-16
Minutes	21 vs. Cornell, 12-17-16

Career Highs

Points	7 vs. Cornell, 12-17-16
FG Made	3 vs. Cornell, 12-17-16
3FG Made	1 twice, last vs. Montana, 12-10-16
FT Made	1 vs. Cornell, 12-17-16
Rebounds	6 vs. Cornell, 12-17-16
Assists	1 twice, last at Montana, 11-14-16
Blocks	1 vs. Western State, 11-11-16
Steals	1 vs. Cornell, 12-17-16
Minutes	21 vs. Cornell, 12-17-16

Double-Figure Scoring Games

Season	0
Career	0

Double-Figure Rebounding Games

Season	0
Career	0

Twenty-Point Scoring Games

Season	0
Career	0

Double-Double Games

Season	0
Career	0

Career Statistics

G/GS	MIN	AVG	FG-FGA/%	3-PT./%	FT-FTA/%	OR	DR	REB	AVG	A	TO	BL	ST	PTS	AVG
15-16	8/0	24/3.0	2-7/.286	0-3/.000	1-1/1.000	1	1	2	0.3	0	2	0	0	5/0.6	
16-17	8/0	47/5.9	6-17/.353	2-7/.286	1-2/.500	3	7	10	1.3	2	1	1	1	15/1.9	
TOTAL	16/0	71/4.4	8-24/.333	2-10/.200	2-3/.667	4	8	12	0.8	2	3	1	1	20/1.3	

2016-17 WYOMING GAME NOTES



#23 Jason McManamen

Senior □ Guard □ 6-5 □ 197
Torrington, Wyo. (Torrington HS)

2016-17 Averages

PTS	REB	AST	FG%	3FG%	FT%	MIN
11.6	3.6	2.5	.332	.306	.733	33.2

Notable

- Scored a season-high 23 points at Pacific and vs. USC
- Has 168 three pointers at UW, T-5th most all-time
- Pronounced Mick-MAN-ah-men

2016-17 Game-by-Game Statistics

OPPONENT	MIN	FG/%	3-PT./%	FT/%	OR	DR	REB	PF	A	TO	BL	ST	PTS	GS
Western State	28	3-6 (.500)	2-5 (.400)	1-2 (.500)	0	2	3	1	0	0	3	9	*	
at Montana	39	3-9 (.333)	3-9 (.333)	11-14 (.786)	1	0	1	3	2	1	0	0	20	*
South Dakota St.	37	3-10 (.300)	3-8 (.375)	7-8 (.875)	0	4	4	2	0	1	0	3	16	*
at Pacific	37	3-14 (.214)	1-9 (.111)	16-16(1.000)	1	4	5	3	0	4	0	2	23	*
at Cal	38	2-10 (.200)	1-7 (.143)	1-4 (.250)	0	1	1	3	1	1	0	0	6	*
Denver	36	4-12 (.333)	3-11 (.273)	2-2 (1.000)	0	3	3	0	4	2	0	1	13	*
Northern Iowa	36	7-10 (.700)	6-7 (.857)	1-4 (.250)	0	3	3	3	2	2	0	1	21	*
Colo. Christian	30	3-9 (.333)	2-7 (.286)	2-2 (1.000)	1	3	4	1	4	0	0	0	10	*
Montana	37	5-14 (.357)	3-8 (.375)	7-10 (.700)	0	5	2	0	0	0	0	0	20	*
Cornell	19	5-7 (.714)	3-5 (.600)	2-2 (1.000)	0	2	2	1	5	3	0	0	15	*
Troy	39	4-10 (.400)	1-6 (.167)	1-4 (.250)	2	4	6	1	2	2	1	0	10	*
vs. DePaul	32	3-8 (.375)	3-6 (.500)	0-0 (---)	0	6	6	4	2	2	0	0	9	*
vs. USC	41	8-17 (.471)	6-14 (.429)	1-2 (.500)	0	3	3	4	5	2	0	0	23	*
Air Force*	34	4-14 (.286)	3-10 (.300)	0-0 (---)	0	5	3	6	1	0	1	11	*	
at UNLV*	32	1-7 (.143)	0-5 (.000)	2-4 (.500)	0	4	4	4	1	0	0	4	*	
at Fresno State*	31	1-7 (.143)	1-4 (.250)	3-4 (.750)	0	2	4	6	4	5	1	0	6	*
Utah State*	30	2-7 (.286)	1-5 (.200)	6-7 (.857)	0	1	1	4	3	3	0	0	11	*
Nevada*	38	2-11 (.182)	1-7 (.143)	0-0 (---)	2	4	6	3	2	2	0	1	5	*
at San Jose State*	35	3-10 (.300)	1-5 (.200)	3-4 (.750)	0	4	4	3	1	1	0	1	10	*
at New Mexico*	27	0-5 (.000)	0-3 (.000)	0-1 (.000)	0	2	2	2	5	0	0	0	0	*
UNLV*	21	1-5 (.200)	0-3 (.000)	0-0 (---)	0	3	3	0	0	1	0	1	2	*
Boise State*														
at San Diego State														
Fresno State*														
at Utah State*														
Colorado State*														
at Boise State*														
New Mexico*														
at Colorado State*														
San Jose State*														
Totals	697	67-202 (.332)	44-144 (.306)	66-90 (.733)	9	67	76	53	54	30	1	14	244	21

Season & Career Highs

Season Highs

Points	23 twice, last vs. USC, 12-23-16
FG Made	8 vs. USC, 12-24-16
3FG Made	6 twice, last vs. USC, 12-23-16
FT Made	16 at Pacific, 11-22-16
Rebounds	6 three times, last at Fresno State, 1-4-17
Assists	6 vs. Air Force, 12-28-16
Blocks	1 vs. Troy, 12-19-16
Steals	3 twice, last vs. South Dakota State, 11-19-16
Minutes	41 vs. USC, 12-23-16

Career Highs

Points	28 vs Fresno State, 2-17-16
FG Made	10 twice, last vs Fresno State, 2-17-16
3FG Made	8 vs Fresno State, 2-17-16
FT Made	16 at Pacific, 11-22-16
Rebounds	8 twice, last vs Boise State, 1-23-16
Assists	6 vs. Air Force, 12-28-16
Blocks	2 vs Marshall, 12-21-15
Steals	3 twice, last vs. South Dakota State, 11-19-16
Minutes	43 vs California, 12-5-15

Double-Figure Scoring Games

Season	13
Career	41

Double-Figure Rebounding Games

Season	0
Career	0

Twenty-Point Scoring Games

Season	5
Career	11

Double-Double Games

Season	0
Career	0

Career Statistics

G/GS	MIN/AVG	FG-FGA/%	3-PT./%	FT-FTA/%	OR	DR	REB	AVG A	TO	BL	ST	PTS/AVG		
12-13	19/1	133/7.0	9-23/.391	5-15/.333	7-8/.875	3	7	10	0.5	44	0	3	30/1.6	
13-14	DNP	Redshirted												
14-15	35/4	589/16.8	48-118/.407	27-80/.338	6-14/.429	6	47	53	1.5	33	12	0	12	129/3.7
15-16	31/31	1086/35.0	136-296/.459	92-209/.440	83-110/.755	10	83	93	3.0	48	40	3	13	447/14.4
16-17	21/21	697/33.2	67-202/.332	44-144/.306	66-90/.733	9	67	76	3.6	54	30	1	14	244/11.6
TOTAL	106/57	2505/23.6	260-639/.407	168-448/.375	162-222/.730	28	204	232	2.2	139	86	4	42	850/8.0



#2 Andrew Moemeka

Redshirt Freshman □ Forward □ 6-8 □
217

2016-17 Averages

PTS	REB	AST	FG%	3FG%	FT%	MIN
1.3	2.6	0.0	.727	---	.667	5.9

Notable

- Scored a career-high eight points in Wyoming's win over Air Force
- Redshirted the 2015-16 season
- Recorded a career-high six boards against Pacific and Air Force

2016-17 Game-by-Game Statistics

OPPONENT	MIN	FG/%	3-PT./%	FT/%	OR	DR	REB	PF	A	TO	BL	ST	PTS	GS
Western State	7	0-2 (.000)	0-0 (---)	0-0 (---)	2	2	4	1	0	2	1	1	0	
at Montana	1	0-0 (---)	0-0 (---)	0-0 (---)	1	1	2	2	0	1	0	0	0	
South Dakota St.	11	0-0 (---)	0-0 (---)	0-0 (---)	0	3	3	3	0	1	1	2	0	
at Pacific	13	0-0 (---)	0-0 (---)	0-0 (---)	1	5	6	2	0	1	0	1	0	
at Cal	DNP													
Denver	4	0-0 (---)	0-0 (---)	0-0 (---)	0	0	0	0	0	0	0	0	0	
Northern Iowa	DNP													
Colo. Christian	11	1-1 (1.000)	0-0 (---)	0-1 (.000)	2	3	5	2	0	1	2	0	2	
Montana	2	0-0 (---)	0-0 (---)	0-0 (---)	0	0	0	2	0	1	0	0	0	
Cornell	DNP													
Troy	DNP													
vs. DePaul	2	0-0 (---)	0-0 (---)	2-2 (1.000)	0	1	1	1	0	0	0	0	0	2
vs. USC	2	0-0 (---)	0-0 (---)	0-0 (---)	0	0	0	1	0	0	0	0	0	0
Air Force*	13	4-4 (1.000)	0-0 (---)	0-0 (---)	2	4	6	1	0	1	0	1	3	8
at UNLV*	3	0-0 (---)	0-0 (---)	0-0 (---)	1	1	2	1	0	1	0	0	0	0
at Fresno State*	DNP													
Utah State*	DNP													
Nevada*	4	1-1 (1.000)	0-0 (---)	0-0 (---)	1	0	1	1	0	2	1	0	2	
at San Jose State*	7	2-2 (1.000)	0-0 (---)	0-0 (---)	3	2	5	1	0	1	0	1	4	
at New Mexico*	DNP													
UNLV*	2	0-1 (.000)	0-0 (---)	0-0 (---)	0	2	2	1	0	1	1	0	0	
Boise State*														
at San Diego State														
Fresno State*														
at Utah State*														
Colorado State*														
at Boise State*														
New Mexico*														
at Colorado State*														
San Jose State*														
Totals	80	8-10 (.800)	0-0 (---)	2-3 (.667)	13	22	35	18	0	12	6	8	18	0

Season & Career Highs

Season Highs

Points	8 vs. Air Force, 12-28-16
FG Made	4 vs. Air Force, 12-28-16
3FG Made	N/A
FT Made	2 vs. DePaul, 12-23-16
Rebounds	6 twice, last vs. Air Force, 12-28-16
Assists	N/A
Blocks	2 vs. Colo. Christian, 12-5-16
Steals	3 vs. Air Force, 12-28-16
Minutes	13 twice, last vs. Air Force, 12-28-16

Career Highs

Points	8 vs. Air Force, 12-28-16
FG Made	4 vs. Air Force, 12-28-16
3FG Made	N/A
FT Made	2 vs. DePaul, 12-23-16
Rebounds	6 twice, last vs. Air Force, 12-28-16
Assists	N/A
Blocks	2 vs. Colo. Christian, 12-5-16
Steals	3 vs. Air Force, 12-28-16
Minutes	13 twice, last vs. Air Force, 12-28-16

Double-Figure Scoring Games

Season	0
Career	0

Double-Figure Rebounding Games

Season	0
Career	0

Twenty-Point Scoring Games

Season	0
Career	0

Double-Double Games

Season	0
Career	0

Career Statistics

G/GS	MIN/AVG	FG-FGA/%	3-PT./%	FT-FTA/%	OR	DR	REB	AVG A	TO	BL	ST	PTS/AVG		
15-16	DNP	Redshirted												
16-17	14/0	82/5.9	8-11/.727	0-0/0.000	2-3/.667	13	24	37	2.6	0	13	7	8	18/1.3
TOTAL	14/0	82/5.9	8-11/.727	0-0/0.000	2-3/.667	13	24	37	2.6	0	13	7	8	18/1.3

2016-17 WYOMING GAME NOTES



#33 Jordan Naughton
 Sophomore Forward 6-10 235
 Rancho Cucamonga, Calif. (Etiwanda HS)

2016-17 Averages

PTS	REB	AST	FG%	3FG%	FT%	MIN
5.2	3.6	0.3	.605	---	.500	14.1

Notable

- Recorded his first career double-double in the 2016-17 season opener
- Was a perfect 9-of-9 from the field against Western State
- Grabbed 10 rebounds against USC

2016-17 Game-by-Game Statistics

OPPONENT	MIN	FG/%	3-PT./%	FT/%	OR	DR	REB	PF	A	TO	BL	ST	PTS	GS	
Western State	20	9-9 (1.000)	0-0 (---)	2-4 (.500)	5	9	14	2	0	2	1	1	20	*	
at Montana	4	1-1 (1.000)	0-0 (---)	0-0 (---)	0	0	0	3	0	0	0	0	2	*	
South Dakota St.	14	2-2 (1.000)	0-0 (---)	0-0 (---)	1	2	3	2	0	1	0	0	4	*	
at Pacific	16	1-5 (.200)	0-0 (---)	2-4 (.500)	2	6	8	4	1	1	0	0	4	*	
at Cal	13	0-1 (.000)	0-0 (---)	2-4 (.500)	0	3	3	1	0	2	1	0	2	*	
Denver	18	2-3 (.667)	0-0 (---)	2-2 (1.000)	0	1	1	1	0	0	0	0	6	*	
Northern Iowa	8	1-1 (1.000)	0-0 (---)	0-0 (---)	0	2	2	0	1	0	0	0	2	*	
Colo. Christian	7	1-2 (.500)	0-0 (---)	1-3 (.333)	1	1	2	0	0	0	0	0	3	*	
Montana	8	1-1 (1.000)	0-0 (---)	0-2 (.000)	0	3	3	1	0	0	1	0	2	*	
Cornell	14	0-1 (.000)	0-0 (---)	2-2 (1.000)	0	0	0	3	1	0	1	1	2	*	
Troy	21	4-7 (.571)	0-0 (---)	0-0 (---)	6	3	9	2	1	2	1	0	8	*	
vs. DePaul	12	2-3 (.667)	0-0 (---)	0-0 (---)	1	1	2	2	0	0	1	0	4	*	
vs. USC	16	2-4 (.500)	0-0 (---)	4-6 (.667)	5	5	10	2	0	1	0	0	8	*	
Air Force*	13	1-3 (.333)	0-0 (---)	0-0 (---)	3	0	3	2	1	1	0	0	2	*	
at UNLV*	14	2-3 (.667)	0-0 (---)	1-4 (.250)	0	1	1	1	0	0	0	1	5	*	
at Fresno State*	17	2-6 (.333)	0-0 (---)	0-1 (.000)	2	0	2	3	0	0	1	0	4	*	
Utah State*	11	3-5 (.600)	0-0 (---)	1-2 (.500)	1	1	2	4	1	0	1	0	7	*	
Nevada*	14	2-3 (.667)	0-0 (---)	0-0 (---)	0	1	1	2	0	0	1	0	4	*	
at San Jose State*20	20	7-9 (.778)	0-0 (---)	1-2 (.500)	2	3	5	3	0	0	1	0	15	*	
at New Mexico*	19	2-5 (.400)	0-0 (---)	0-0 (---)	2	1	3	2	0	2	0	0	4	*	
UNLV*	17	1-2 (.500)	0-0 (---)	0-0 (---)	0	1	1	2	1	0	1	0	2	*	
Boise State*															
at San Diego State															
Fresno State*															
at Utah State*															
Colorado State*															
at Boise State*															
New Mexico*															
at Colorado State*															
San Jose State*															
Totals		296	46-76 (.605)	0-0 (---)	18-36 (.500)	31	44	75	42	7	12	11	3	110	20

Season & Career Highs

Season Highs

Points	20 vs. Western State, 11-11-16
FG Made	9 vs. Western State, 11-11-16
3FG Made	N/A
FT Made	4 vs. USC, 12-24-16
Rebounds	14 vs. Western State, 11-11-16
Assists	1 five times, last vs. Air Force, 12-28-16
Blocks	1 five times, last vs. Troy, 12-19-16
Steals	1 twice, last vs. Cornell, 12-17-16
Minutes	21 vs. Troy, 12-19-16

Career Highs

Points	20 vs. Western State, 11-11-16
FG Made	9 vs. Western State, 11-11-16
3FG Made	N/A
FT Made	4 twice, last vs. USC, 12-24-16
Rebounds	14 vs. Western State, 11-11-16
Assists	1 five times, last vs. Air Force, 12-28-16
Blocks	1 11 times, last vs. Troy, 12-19-16
Steals	2 at UNLV, 2-27-16
Minutes	25 vs Houston (in Las Vegas), 12-22-15

Double-Figure Scoring Games

Season	2
Career	4

Double-Figure Rebounding Games

Season	2
Career	2

Twenty-Point Scoring Games

Season	1
Career	1

Double-Double Games

Season	1
Career	1

Career Statistics

G/GS	MIN	AVG	FG-FGA/%	3-PT./%	FT-FTA/%	OR	DR	REB	AVG	A	TO	BL	ST	PTS	AVG
15-16	23/0	259/11.3	24-30/800	0-0/000	20-41/488	18	26	44	1.9	0	8	6	5	68/3.0	
16-17	21/20	296/14.1	46-76/605	0-0/000	18-36/500	31	44	75	3.6	7	12	11	3	110/5.2	
TOTAL	44/20	555/12.6	70-106/660	0-0/000	38-77/494	49	70	119	2.7	7	20	17	8	178/4.0	

2016-17 WYOMING GAME NOTES

Season Box Score: All Games

2016-17 Wyoming Cowboys Basketball

Wyoming Cowboys Combined Team Statistics (as of Jan 25, 2017)

All games

RECORD:	OVERALL	HOME	AWAY	NEUTRAL
ALL GAMES	14-7	11-1	2-5	1-1
CONFERENCE	4-4	3-1	1-3	0-0
NON-CONFERENCE	10-3	8-0	1-2	1-1

##	Player	gp-gs	min	avg	Total		3-Point		F-Throw		Rebounds				pf	dq	a	to	blk	stl	pts	avg
					fg-fga	fg%	3fg-fga	3fg%	ft-fta	ft%	off	def	tot	avg								
01	JAMES, Justin	20-0	473	23.7	98-217	.452	20-53	.377	82-111	.739	23	69	92	4.6	50	3	33	43	12	19	298	14.9
20	DALTON, Hayden	21-1	542	25.8	80-180	.444	26-84	.310	90-104	.865	36	145	181	8.6	51	1	57	54	21	15	276	13.1
23	MCMANAMEN, Jason	21-21	697	33.2	67-202	.332	44-144	.306	66-90	.733	9	67	76	3.6	53	0	54	30	1	14	244	11.6
05	Herndon, Alan	21-21	645	30.7	75-173	.434	25-78	.321	36-56	.643	25	101	126	6.0	50	1	22	34	42	13	211	10.0
03	AKA GORSKI,Alexand	19-13	499	26.3	62-151	.411	38-109	.349	24-31	.774	6	45	51	2.7	47	1	42	23	1	13	186	9.8
24	ADAMS, Louis	17-8	226	13.3	40-84	.476	9-23	.391	35-44	.795	4	36	40	2.4	28	0	16	26	2	6	124	7.3
33	NAUGHTON, Jordan	21-20	296	14.1	46-76	.605	0-0	.000	18-36	.500	31	44	75	3.6	42	0	7	12	11	3	110	5.2
11	LIEBERMAN, Jeremy	20-20	391	19.6	26-77	.338	10-44	.227	9-9	1.000	4	34	38	1.9	42	1	43	27	2	15	71	3.6
10	KELLEY, Cody	19-1	256	13.5	20-58	.345	13-39	.333	7-15	.467	5	22	27	1.4	40	1	32	20	1	11	60	3.2
02	MOEMEKA, Andrew	14-0	82	5.9	8-11	.727	0-0	.000	2-3	.667	13	24	37	2.6	19	0	0	13	7	8	18	1.3
25	MARSHALL, Morris	8-0	47	5.9	6-17	.353	2-7	.286	1-2	.500	3	7	10	1.3	4	0	2	1	1	1	15	1.9
21	BARNES, Jonathan	9-0	43	4.8	2-5	.400	0-0	.000	6-10	.600	4	7	11	1.2	7	0	0	2	1	1	10	1.1
13	AVERBUCK, Sam	4-0	28	7.0	1-4	.250	0-1	.000	2-2	1.000	1	1	2	0.5	3	0	4	0	0	0	4	1.0
Team											27	36	63		1		3					
Total.....		21	4225		531-1255	.423	187-582	.321	378-513	.737	191	638	829	39.5	437	8	312	288	102	119	1627	77.5
Opponents.....		21	4225		526-1328	.396	135-455	.297	354-489	.724	237	601	838	39.9	458	-	240	277	66	146	1541	73.4

TEAM STATISTICS	WY	OPP	Date	Opponent	Score	Att.
SCORING	1627	1541	11/11/16	WESTERN STATE	w 88-49	5008
Points per game	77.5	73.4	11/14/16	at Montana	w 73-72	3318
Scoring margin	+4.1	-	11/19/16	SOUTH DAKOTA STATE	w 77-67	6833
FIELD GOALS-ATT	531-1255	526-1328	11/22/16	at Pacific	L 65-73	1730
Field goal pct	.423	.396	11/25/16	at CAL	L 61-71	8355
3 POINT FG-ATT	187-582	135-455	11/30/16	DENVER	w 82-70	4106
3-point FG pct	.321	.297	12/03/16	UNI	w 81-73	5539
3-pt FG made per game	8.9	6.4	12/05/16	COLORADO CHRISTIAN	w 67-60	3204
FREE THROWS-ATT	378-513	354-489	12/10/16	MONTANA	w 85-83	4749
Free throw pct	.737	.724	12/17/16	CORNELL	w 97-78	3929
F-Throws made per game	18.0	16.9	12/19/16	TROY	w 72-66	3204
REBOUNDS	829	838	12/22/16	vs DEPAUL	w 72-58	0
Rebounds per game	39.5	39.9	12/23/16	vs USC	Lot 92-94	2270
Rebounding margin	-0.4	-	* 12/28/16	AIR FORCE	w 84-72	5021
ASSISTS	312	240	* 12/31/16	at UNLV	L 75-81	9352
Assists per game	14.9	11.4	* 01/04/17	at Fresno State	L 70-85	6437
TURNOVERS	288	277	* 01/11/17	UTAH STATE	w 95-87	4547
Turnovers per game	13.7	13.2	* 01/14/17	NEVADA	L 74-89	4794
Turnover margin	-0.5	-	* 1/18/17	at San Jose State	w 80-70	1468
Assist/turnover ratio	1.1	0.9	* 01/21/17	at New Mexico	L 71-78	12501
STEALS	119	146	* 01/25/17	UNLV	w 66-65	5019
Steals per game	5.7	7.0				
BLOCKS	102	66				
Blocks per game	4.9	3.1				
ATTENDANCE	55953	45431				
Home games-Avg/Game	12-4663	7-6166				
Neutral site-Avg/Game	-	2-1135				

* = Conference game

Score by Periods	1st	2nd	OT	Totals
Wyoming Cowboys	814	806	7	1627
Opponents	707	825	9	1541

2016-17 WYOMING GAME NOTES

Season Box Score: Conference Games

2016-17 Wyoming Cowboys Basketball

Wyoming Cowboys Combined Team Statistics (as of Jan 25, 2017)

Conference games

RECORD:	OVERALL	HOME	AWAY	NEUTRAL
ALL GAMES	4-4	3-1	1-3	0-0
CONFERENCE	4-4	3-1	1-3	0-0
NON-CONFERENCE	0-0	0-0	0-0	0-0

##	Player	gp-gs	min	avg	Total		3-Point		F-Throw		Rebounds				pf	dq	a	to	blk	stl	pts	avg		
					fg-fga	fg%	3fg-fga	3fg%	ft-fa	ft%	off	def	tot	avg										
20	DALTON, Hayden	8-0	203	25.4	35-78	.449	10-35	.286	35-38	.921	15	54	69	8.6	24	1	17	25	7	6	115	14.4		
03	AKA GORSKI, Alexand	8-7	248	31.0	37-79	.468	22-54	.407	12-17	.706	3	23	26	3.3	19	0	16	10	0	7	108	13.5		
01	JAMES, Justin	8-0	162	20.3	30-73	.411	5-14	.357	31-47	.660	8	29	37	4.6	26	2	12	15	4	10	96	12.0		
05	Herndon, Alan	8-8	253	31.6	26-76	.342	9-37	.243	21-31	.677	8	44	52	6.5	21	0	9	12	18	5	82	10.3		
23	MCMANAMEN, Jason	8-8	248	31.0	14-66	.212	7-42	.167	14-20	.700	4	27	31	3.9	23	0	26	10	0	4	49	6.1		
24	ADAMS, Louis	6-1	73	12.2	18-29	.621	4-7	.571	7-11	.636	1	10	11	1.8	7	0	2	5	0	1	47	7.8		
33	NAUGHTON, Jordan	8-8	125	15.6	20-36	.556	0-0	.000	3-9	.333	10	8	18	2.3	19	0	3	3	5	1	43	5.4		
11	LIEBERMAN, Jeremy	7-7	146	20.9	11-25	.440	5-12	.417	2-2	1.000	0	8	8	1.1	16	0	15	8	1	5	29	4.1		
10	KELLEY, Cody	8-1	99	12.4	9-25	.360	5-15	.333	5-7	.714	3	6	9	1.1	16	0	14	7	0	5	28	3.5		
02	MOEMEKA, Andrew	5-0	29	5.8	7-8	.875	0-0	.000	0-0	.000	7	9	16	3.2	5	0	0	6	3	4	14	2.8		
25	MARSHALL, Morris	1-0	3	3.0	1-2	.500	0-0	.000	0-0	.000	1	0	1	1.0	1	0	0	0	0	0	2	2.0		
13	AVERBUCK, Sam	1-0	2	2.0	0-0	.000	0-0	.000	2-2	1.000	0	0	0	0.0	1	0	0	0	0	0	2	2.0		
21	BARNES, Jonathan	3-0	9	3.0	0-1	.000	0-0	.000	0-2	.000	1	1	2	0.7	2	0	0	0	0	0	0	0.0		
Team											12	15	27											
Total.....		8	1600		208-498	.418	67-216	.310	132-186	.710	73	234	307	38.4	180	3	114	102	38	48	615	76.9		
Opponents.....		8	1600		217-513	.423	48-162	.296	145-203	.714	94	246	340	42.5	165	-	103	100	27	53	627	78.4		

TEAM STATISTICS	WY	OPP	Date	Opponent	Score	Att.
SCORING	615	627	* 12/28/16	AIR FORCE	W 84-72	5021
Points per game	76.9	78.4	* 12/31/16	at UNLV	L 75-81	9352
Scoring margin	-1.5	-	* 01/04/17	at Fresno State	L 70-85	6437
FIELD GOALS-ATT	208-498	217-513	* 01/11/17	UTAH STATE	W 95-87	4547
Field goal pct	.418	.423	* 01/14/17	NEVADA	L 74-89	4794
3 POINT FG-ATT	67-216	48-162	* 1/18/17	at San Jose State	W 80-70	1468
3-point FG pct	.310	.296	* 01/21/17	at New Mexico	L 71-78	12501
3-pt FG made per game	8.4	6.0	* 01/25/17	UNLV	W 66-65	5019
FREE THROWS-ATT	132-186	145-203	* = Conference game			
Free throw pct	.710	.714				
F-Throws made per game	16.5	18.1				
REBOUNDS	307	340				
Rebounds per game	38.4	42.5				
Rebounding margin	-4.1	-				
ASSISTS	114	103				
Assists per game	14.3	12.9				
TURNOVERS	102	100				
Turnovers per game	12.8	12.5				
Turnover margin	-0.2	-				
Assist/turnover ratio	1.1	1.0				
STEALS	48	53				
Steals per game	6.0	6.6				
BLOCKS	38	27				
Blocks per game	4.8	3.4				
ATTENDANCE	19381	29758				
Home games-Avg/Game	4-4845	4-7440				
Neutral site-Avg/Game	-	0-0				

Score by Periods	1st	2nd	Totals
Wyoming Cowboys	331	284	615
Opponents	279	348	627

2016-17 WYOMING GAME NOTES

Cowboy Starting Lineups

# Games Lineup Started	Lineup #	Forward	Forward	Guard	Guard	Guard	Record
12	1	Herndon	Naughton	Aka Gorski	Lieberman	McManamen	6-6 (2-4)
7	2	Herndon	Naughton	Adams	Lieberman	McManamen	6-1 (1-0)
1	3	Herndon	Dalton	Adams	Lieberman	McManamen	1-0 (0-0)
1	4	Herndon	Naughton	Aka Gorski	Kelley	McManamen	1-0 (1-0)
Totals (21 games)							14-7 (4-4)

(The lineup numbers are by the order they first appeared during the season.)

Starting Lineup Game-by-Game

Date	Opponent	Lineup #	Forward	Forward	Guard	Guard	Guard	Record
11/11	Western State	1	Herndon	Naughton	Aka Gorski	Lieberman	McManamen	1-0 (0-0)
11/14	at Montana	1	Herndon	Naughton	Aka Gorski	Lieberman	McManamen	2-0 (0-0)
11/19	South Dakota St.	1	Herndon	Naughton	Aka Gorski	Lieberman	McManamen	3-0 (0-0)
11/22	at Pacifc	1	Herndon	Naughton	Aka Gorski	Lieberman	McManamen	3-1 (0-0)
11/25	at Cal	1	Herndon	Naughton	Aka Gorski	Lieberman	McManamen	3-2 (0-0)
11/30	Denver	1	Herndon	Naughton	Aka Gorski	Lieberman	McManamen	4-2 (0-0)
12/3	Northern Iowa	2	Herndon	Naughton	Adams	Lieberman	McManamen	5-2 (0-0)
12/5	Colo. Christian	2	Herndon	Naughton	Adams	Lieberman	McManamen	6-2 (0-0)
12/10	Montana	2	Herndon	Naughton	Adams	Lieberman	McManamen	7-2 (0-0)
12/17	Cornell	3	Herndon	Dalton	Adams	Lieberman	McManamen	8-2 (0-0)
12/19	Troy	2	Herndon	Naughton	Adams	Lieberman	McManamen	9-2 (0-0)
12/22	vs. DePaul	2	Herndon	Naughton	Adams	Lieberman	McManamen	10-2 (0-0)
12/23	vs. USC	2	Herndon	Naughton	Adams	Lieberman	McManamen	10-3 (0-0)
12/28	Air Force	1	Herndon	Naughton	Aka Gorski	Lieberman	McManamen	11-3 (1-0)
12/31	at UNLV	1	Herndon	Naughton	Aka Gorski	Lieberman	McManamen	11-4 (1-1)
1/4	at Fresno State	1	Herndon	Naughton	Aka Gorski	Lieberman	McManamen	11-5 (1-2)
1/11	Utah State	4	Herndon	Naughton	Aka Gorski	Kelley	McManamen	12-5 (2-2)
1/14	Nevada	1	Herndon	Naughton	Aka Gorski	Lieberman	McManamen	12-6 (2-3)
1/18	at San Jose State	1	Herndon	Naughton	Aka Gorski	Lieberman	McManamen	13-6 (3-3)
1/18	at New Mexico	1	Herndon	Naughton	Aka Gorski	Lieberman	McManamen	13-7 (3-4)
1/25	UNLV	2	Herndon	Naughton	Adams	Lieberman	McManamen	14-7 (4-4)

Bold Indicates Home Games

* Indicates Mountain West Conference games

2016-17 WYOMING GAME NOTES

Individual Category Leaders

Scoring Average	G	Pts	Avg/G
JAMES, Justin	20	298	14.9
DALTON, Hayden	21	276	13.1
MCMANAMEN, Jason	21	244	11.6
HERNDON, Alan	21	211	10.0
AKA GORSKI,Alexander	19	186	9.8

FG Percentage	FG	Att	Pct
MOEMEKA, Andrew	8	11	.727
NAUGHTON, Jordan	46	76	.605
ADAMS, Louis	40	84	.476
JAMES, Justin	98	217	.452
DALTON, Hayden	80	180	.444

3-Point Percentage	3FG	Att	Pct
ADAMS, LOUIS	9	23	.391
JAMES, JUSTIN	20	53	.377
AKA GORSKI,ALEXANDER	38	109	.349
KELLEY, CODY	13	39	.333
HERNDON, ALAN	25	78	.321

Free Throw Percent	FT	Att	Pct
LIEBERMAN, Jeremy	9	9	1.000
AVERBUCK, Sam	2	2	1.000
DALTON, Hayden	90	104	.865
ADAMS, Louis	35	44	.795
AKA GORSKI,Alexander	24	31	.774

Field Goals Made	G	Made	Made/G
JAMES, Justin	20	98	4.9
DALTON, Hayden	21	80	3.8
HERNDON, Alan	21	75	3.6
MCMANAMEN, Jason	21	67	3.2
AKA GORSKI,Alexander	19	62	3.3

3-Point FG Made	G	Made	Made/G
MCMANAMEN, Jason	21	44	2.1
AKA GORSKI,Alexander	19	38	2.0
DALTON, Hayden	21	26	1.2
HERNDON, Alan	21	25	1.2
JAMES, Justin	20	20	1.0

Free Throws Made	G	Made	Made/G
DALTON, Hayden	21	90	4.3
JAMES, Justin	20	82	4.1
MCMANAMEN, Jason	21	66	3.1
HERNDON, Alan	21	36	1.7
ADAMS, Louis	17	35	2.1

Rebound Average	G	Reb	Avg/G
DALTON, Hayden	21	181	8.6
HERNDON, Alan	21	126	6.0
JAMES, Justin	20	92	4.6
MCMANAMEN, Jason	21	76	3.6
NAUGHTON, Jordan	21	75	3.6

Assists	G	No.	Ast/G
DALTON, Hayden	21	57	2.7
MCMANAMEN, Jason	21	54	2.6
LIEBERMAN, Jeremy	20	43	2.2
AKA GORSKI,Alexander	19	42	2.2
JAMES, Justin	20	33	1.7

Steals	G	No.	Stl/G
JAMES, Justin	20	19	1.0
LIEBERMAN, Jeremy	20	15	0.8
DALTON, Hayden	21	15	0.7
MCMANAMEN, Jason	21	14	0.7
HERNDON, Alan	21	13	0.6

Blocked Shots	G	No.	Blk/G
HERNDON, ALAN	21	42	2.0
DALTON, HAYDEN	21	21	1.0
JAMES, JUSTIN	20	12	0.6
NAUGHTON, JORDAN	21	11	0.5
MOEMEKA, ANDREW	14	7	0.5

Minutes	G	No.	Min/G
MCMANAMEN, Jason	21	697	33.2
HERNDON, Alan	21	645	30.7
DALTON, Hayden	21	542	25.8
AKA GORSKI,Alexander	19	499	26.3
JAMES, Justin	20	473	23.7

Speciality Stat Leaders

Scoring	2016-17	Record	Career	Record
Jason McManamen	5	3-2	10	5-5
Justin James	6	3-3	6	3-3
Hayden Dalton	6	5-1	6	5-1
Alan Herndon	2	2-0	3	2-1
Alex Aka Gorski	3	1-2	3	1-2
Jordan Naughton	2	2-0	2	2-0
Louis Adams	1	1-0	1	1-0

Double-Figure Points	2016-17	Record	Career	Record
Jason McManamen	13	11-2	41	27-14
Alan Herndon	14	9-5	27	16-11
Justin James	15	9-6	22	14-8
Hayden Dalton	15	10-6	19	11-8
Alexander Aka Gorski	9	5-4	12	6-6
Louis Adams	5	5-0	5	5-0
Jeremy Lieberman	0	0-0	3	3-0
Jordan Naughton	2	2-0	4	4-0
Jonathan Barnes	0	0-0	1	0-1
Cody Kelley	2	1-1	2	1-1

Scoring 20+ Points	2016-17	Record	Career	Record
Jason McManamen	5	3-2	11	5-6
Justin James	4	2-2	4	2-2
Alex Aka Gorski	2	1-1	2	1-1
Jordan Naughton	1	1-0	1	1-0
Hayden Dalton	1	1-0	1	1-0
Louis Adams	1	1-0	1	1-0

Double-Doubles	2016-17	Record	Career	Record
Hayden Dalton	8	5-3	8	5-3
Alan Herndon	1	1-0	2	1-1
Jordan Naughton	1	1-0	1	1-0

Double-Figure Rebounds	2016-17	Record	Career	Record
Hayden Dalton	8	5-3	8	5-3
Alan Herndon	1	1-0	3	2-1
Josh Adams	0	0-0	2	1-1
Jordan Naughton	2	1-1	2	1-1

Rebounds	2016-17	Record	Career	Record
Alan Herndon	6	4-2	16	9-7
Hayden Dalton	14	10-4	17	12-5
Justin James	4	3-1	6	3-3
Jordan Naughton	1	1-0	3	3-0
Jason McManamen	1	0-1	4	1-3
Alexander Aka Gorski	0	0-0	2	1-1
Jeremy Lieberman	0	0-0	2	0-2
Jonathan Barnes	0	0-0	1	1-0

Assists	2015-16	Record	Career	Record
Jason McManamen	8	4-4	16	8-8
Jeremy Lieberman	7	5-2	13	10-3
Hayden Dalton	8	6-2	9	6-3
Alex Aka Gorski	6	4-2	6	4-2
Alan Herndon	1	1-0	3	1-2
Justin James	2	2-0	2	2-0
Alan Herndon	1	1-0	1	1-0
Cody Kelley	2	1-1	2	1-1

2016-17 WYOMING GAME NOTES

Individual Points-Rebounds-Assists

Opponent	Date	Score	01 JAMES	02 MOEMEKA	03 AKA GORSKI	05 HERNDON	10 KELLEY	11 LIEBERMAN	13 AVERBUCK	20 DALTON	21 BARNES	23 MCMANAMEN	24 ADAMS	25 MARSHALL	33 NAUGHTON
WESTERN STATE	11/11/16	W, 88-49	6-3-1	0-4-0	20-0-4	4-8-3	3-3-2	8-0-5	0-0-1	10-3-1	2-1-0	9-2-1	3-5-2	3-0-1	20-14-0
at Montana	11/14/16	W, 73-72	19-2-1	0-2-0	8-3-3	10-6-1	0-2-0	0-0-2	DNP	11-13-1	DNP	20-1-2	3-0-1	0-0-1	2-0-0
SOUTH DAKOTA ST.	11/19/16	W, 77-67	18-2-3	0-3-0	15-6-4	7-1-2	5-0-2	3-3-1	DNP	9-7-4	DNP	16-4-0	DNP	DNP	4-3-0
at Pacific	11/22/16	L, 65-73	14-5-2	0-6-0	2-0-3	17-9-0	0-2-1	0-2-2	0-0-0	5-5-2	DNP	23-5-0	DNP	DNP	4-8-1
at Cal	11/25/16	L, 61-71	28-2-1	DNP	4-3-4	11-9-1	0-1-0	0-0-0	DNP	10-7-4	DNP	6-1-1	0-0-0	DNP	2-3-0
DENVER	11/30/16	W, 82-70	21-5-1	0-0-0	0-2-1	12-7-0	0-1-3	6-3-2	DNP	4-8-2	4-0-0	13-3-4	16-2-0	DNP	6-1-0
NORTHERN IOWA	12/3/16	W, 81-73	8-5-4	DNP	6-2-3	12-5-0	8-4-5	5-4-0	DNP	19-5-6	DNP	21-3-2	0-1-1	DNP	2-2-1
Colo. Christian	12/5/16	W, 67-60	9-7-1	2-5-0	8-2-1	15-5-0	0-2-3	7-5-2	DNP	6-8-3	2-1-0	10-4-4	5-3-1	DNP	3-2-0
MONTANA	12/10/16	W, 85-83	16-7-3	0-0-0	DNP	11-7-3	8-0-1	2-3-3	DNP	11-3-3	2-1-0	20-5-0	10-0-2	3-1-0	2-3-0
CORNELL	12/17/16	W, 97-78	DNP	DNP	DNP	12-5-1	8-1-0	0-1-7	2-2-3	27-11-2	0-6-0	15-2-5	24-6-2	7-6-0	2-0-1
TROY	12/19/16	W, 72-66	27-6-0	DNP	0-0-2	4-1-0	0-2-1	4-4-1	DNP	13-12-4	0-0-0	10-6-2	6-6-1	0-0-0	8-9-1
vs. DePaul	12/22/16	W, 72-58	13-6-2	2-1-0	12-2-1	10-8-2	DNP	2-3-2	DNP	18-12-2	DNP	9-6-2	2-3-1	0-1-0	4-2-0
vs. USC	12/23/16	L, 92-94 (OT)	23-5-2	0-0-0	3-5-0	4-3-0	DNP	5-2-1	DNP	18-18-6	DNP	23-3-5	8-3-3	0-1-0	8-10-0
AIR FORCE	12/28/16	W, 84-72	14-8-1	8-6-0	14-3-6	15-7-1	3-0-1	0-2-1	2-0-0	15-6-4	0-0-0	11-5-6	DNP	DNP	2-3-1
at UNLV	12/31/16	L, 75-81	17-7-1	0-2-0	12-2-0	12-7-2	0-1-0	9-3-4	DNP	16-9-2	DNP	4-4-4	DNP	DNP	5-1-0
at Fresno State	1/4/17	L, 70-85	7-1-3	DNP	19-2-0	6-7-1	10-2-1	2-0-0	DNP	14-13-2	DNP	6-6-5	2-1-0	DNP	4-2-0
UTAH STATE	1/11/17	W, 95-87	9-5-1	DNP	18-3-1	15-10-1	10-4-6	DNP	DNP	19-8-6	0-1-0	11-1-3	6-2-0	DNP	7-2-1
NEVADA	1/14/17	L, 74-89	11-6-0	2-1-0	20-5-1	12-4-1	2-1-2	0-0-2	DNP	13-4-1	DNP	5-6-2	5-4-1	DNP	4-1-0
at San Jose State	1/18/17	W, 80-70	10-4-3	4-5-0	4-3-4	6-6-0	0-0-1	9-0-0	DNP	6-6-1	DNP	10-4-1	14-1-0	2-1-0	15-5-0
at New Mexico	1/21/17	L, 71-78	14-2-2	DNP	12-4-2	10-8-1	3-1-2	6-2-4	DNP	17-13-0	DNP	0-2-5	5-1-1	DNP	4-3-0
UNLV	1/25/17	W, 66-65	14-4-1	0-2-0	9-4-2	6-3-2	0-0-1	3-1-4	DNP	15-10-1	0-1-0	2-3-0	15-2-0	DNP	2-1-1

Game-by-Game Leaders

Opponent	Date	Score	Points	Rebounds	Assists	Steals	Blocks
WESTERN STATE	11/11/16	W, 88-49	20-AKA GORSKI/NAUGHTON	14-NAUGHTON, Jordan	5-LIEBERMAN, Jeremy	3-MCMANAMEN, Jason	3-DALTON, Hayden
at Montana	11/14/16	W, 73-72	20-MCMANAMEN, Jason	13-DALTON, Hayden	3-AKA GORSKI,Alex	1-LIEBERMAN/JAMES/KELLEY	2-HERNDON, Alan
SOUTH DAKOTA STATE	11/19/16	W, 77-67	18-JAMES, Justin	7-DALTON, Hayden	4-DALTON/AKA GORSKI	3-MCMANAMEN, Jason	2-HERNDON, Alan
at Pacific	11/22/16	L, 65-73	23-MCMANAMEN, Jason	9-HERNDON, Alan	3-AKA GORSKI,Alex	2-MCMANAMEN, Jason	1-JAMES/HERNDON
at Cal	11/25/16	L, 61-71	28-JAMES, Justin	9-HERNDON, Alan	4-DALTON/AKA GORSKI	3-AKA GORSKI,Alexander	2-HERNDON, Alan
DENVER	11/30/16	W, 82-70	21-JAMES, Justin	8-DALTON, Hayden	4-MCMANAMEN, Jason	1-Six players	3-HERNDON, Alan
NORTHERN IOWA	12/3/16	W, 81-73	21-MCMANAMEN, Jason	5-JAMES/DALTON/HERNDON	6-DALTON, Hayden	1-Five players	3-HERNDON, Alan
Colo. Christian	12/5/16	W, 67-60	15-HERNDON, Alan	8-DALTON, Hayden	4-MCMANAMEN, Jason	1- LIEBERMAN, Jeremy	2- Three players
MONTANA	12/10/16	W, 85-83	20-MCMANAMEN, Jason	7-JAMES/HERNDON	3- Four players	1-HERNDON/LIEBERMAN/BARNES	1-NAUGHTON/DALTON
CORNELL	12/17/16	W, 97-78	27-DALTON, Hayden	11-DALTON, Hayden	7-LIEBERMAN, Jeremy	3-ADAMS/KELLEY	4-HERNDON, Alan
TROY	12/19/16	W, 72-66	27-JAMES, Justin	12-DALTON, Hayden	4-DALTON, Hayden	4-DALTON, Hayden	1-Five players
vs. DePaul	12/22/16	W, 72-58	18-DALTON, Hayden	12-DALTON, Hayden	2- Five players	2-DALTON, Hayden	3-HERNDON, Alan
vs. USC	12/23/16	L, 92-94 (OT)	23-JAMES/McMANAMEN	18-DALTON, Hayden	6-DALTON, Hayden	2-JAMES, Justin	2-DALTON, Hayden
AIR FORCE	12/28/16	W, 84-72	15-HERNDON/DALTON	8-JAMES, Justin	6-AKA GORSKI/MCMANAMEN	3-MOEMEKA, Andrew	3-HERNDON, Alan
at UNLV	12/31/16	L, 75-81	17-JAMES, Justin	9-DALTON, Hayden	4-LIEBERMAN/MCMANAMEN	3-LIEBERMAN, Jeremy	4-HERNDON, Alan
at Fresno State	1/4/17	L, 70-85	19-AKA GORSKI,Alexander	13-DALTON, Hayden	5-MCMANAMEN, Jason	3-JAMES, Justin	1-JAMES/NAUGHTON
UTAH STATE	1/11/17	W, 95-87	19-DALTON, Hayden	10-HERNDON, Alan	6-DALTON/KELLEY	2-KELLEY/JAMES	4-HERNDON, Alan
NEVADA	1/14/17	L, 74-89	20-AKA GORSKI,Alexander	6-MCMANAMEN/JAMES	2-Three players	2-JAMES/DALTON	1-Five players
at San Jose State	1/18/17	W, 80-70	15-NAUGHTON, Jordan	6-DALTON/HERNDON	4-AKA GORSKI,Alex	2-LIEBERMAN, Jeremy	2-DALTON, Hayden
at New Mexico	1/21/17	L, 71-78	17-DALTON	13-DALTON	5-MCMANAMEN	1-AKA GORSKI/KELLEY	3-HERNDON
UNLV	1/25/17	W, 66-65	15-ADAMS/DALTON	10-DALTON	4-LIEBERMAN	2-HERNDON	2-HERNDON

2016-17 WYOMING GAME NOTES

Cowboys in Comparison to Opponents

Overall Record	14-7
When the Cowboys they are
Play day games	2-3
Play night games	12-4
<hr/>	
Lead at halftime	10-0
Trail at halftime	2-5
Are tied at halftime	2-2
<hr/>	
Shoot better from the field than opponent	11-1
Shoot worse from the field than opponent	2-6
Shoot the same from the field as opponent	1-0
<hr/>	
Shoot better from three-point range than opponent	10-1
Shoot worse from three-point range than opponent	4-6
Shoot the same from three-point range as opponent	0-0
<hr/>	
Shoot better from the free-throw line than opponent	8-4
Shoot worse from the free-throw line than opponent	6-3
Shoot the same from the free-throw line as opponent	0-0
<hr/>	
Outrebound opponent	7-3
Are outrebounded by opponent	6-4
Are even in rebounds with opponent	1-0
<hr/>	
Have more offensive rebounds than opponent	4-2
Have fewer offensive rebounds than opponent	8-4
Have the same number of offensive rebounds	1-1
<hr/>	
Have more defensive rebounds than opponent	8-4
Have fewer defensive rebounds than opponent	5-3
Have the same number of defensive rebounds	1-0

When the Cowboys they are
Commit fewer fouls than opponent	9-2
Commit more fouls than opponent	3-5
Commit the same number of fouls	2-0
<hr/>	
Have more assists than opponent	11-3
Have fewer assists than opponent	3-4
Have the same number of assists	0-0
<hr/>	
Commit fewer turnovers than opponent	7-2
Commit more turnovers than opponent	7-4
Commit the same number of turnovers	0-1
<hr/>	
Block more shots than opponent	12-3
Block fewer shots than opponent	1-2
Block the same number of shots	1-2
<hr/>	
Have more steals than opponent	6-1
Have fewer steals than opponent	8-4
Have the same number of steals	0-2
<hr/>	
Have their starting frontcourt outscore the opponent's	4-2
Have their starting frontcourt outscored by the opponent's	9-5
Have their starting frontcourt tied by the opponent's	1-0
<hr/>	
Have their starting backcourt outscore the opponent's	9-0
Have their starting backcourt outscored by the opponent's	5-6
Have their starting backcourt tied by the opponent's	0-1
<hr/>	
Have their bench outscore the opponent's	12-7
Have their bench outscored by the opponent's	2-0
Have their bench tied by the opponent's in scoring	0-0

Team Game-by-Game Comparison

Opponent	1st	2nd	Score	Mar	FG	FG %	3FG	3FG %	FT	FT Pct	Rbs	Ast	TO	Block	Steal	Fouls
WESTERN STATE	49/23	39/26	88-49	+39	31-60/18-59	.517/.305	14-32/6-22	.438/.273	12-18/7-14	.667/.500	46/31 +15	21/6	13/15	9/0	10/4	19/17
at Montana	41/35	32/37	73-72	+1	21-53/26-53	.396/.491	9-28/4-14	.321/.286	22-27/16-23	.815/.696	32/33 (1)	12/15	12/11	4/7	3/6	23/27
SOUTH DAKOTA ST.	36/35	41/32	77-67	+10	24-54/20-58	.444/.345	10-30/12-37	.333/.324	19-27/15-21	.704/.714	32/43 (11)	16/11	7/14	5/3	8/1	21/21
at Pacific	33/33	32/40	65-73	(8)	18-54/19-55	.333/.345	5-26/4-19	.192/.211	24-29/31-44	.828/.705	42/38 +4	11/9	19/16	2/2	3/9	35/29
at Cal	26/38	35/33	61-71	(10)	20-54/24-52	.370/.462	4-23/5-15	.174/.333	17-26/18-25	.654/.720	32/38 (6)	11/12	15/20	3/6	8/6	20/22
DENVER	46/30	36/40	82-70	+12	26-61/26-61	.426/.426	9-31/7-24	.290/.292	21-25/11-15	.840/.733	34/41 (7)	13/14	9/19	6/4	6/5	18/21
NORTHERN IOWA	28/28	53/45	81-73	+8	26-48/25-66	.542/.379	16-29/10-30	.552/.333	13-19/13-16	.684/.813	33/33 -	22/10	21/13	4/0	5/9	14/21
Colo. Christian	29/30	38/30	67-60	+7	22-60/21-72	.367/.292	8-31/6-27	.258/.222	15-27/12-14	.556/.857	50/44 +6	15/12	10/7	7/5	1/6	13/22
MONTANA	37/37	48/46	85-83	+2	25-53/25-60	.472/.417	10-23/7-19	.435/.368	25-32/26-31	.781/.839	31/42 (11)	15/9	9/8	2/1	3/5	23/27
CORNELL	56/28	41/50	97-78	+19	32-68/26-60	.471/.433	12-27/8-22	.444/.364	21-25/18-23	.840/.783	42/33 +9	21/12	14/16	7/3	10/7	20/19
TROY	29/32	43/34	72-66	+6	25-62/23-67	.403/.343	4-23/6-26	.174/.231	18-26/14-19	.692/.737	47/38 +9	12/6	18/15	5/2	6/12	16/24
vs. DePaul	29/29	43/29	72-58	+14	24-57/20-71	.421/.282	6-25/4-15	.240/.267	18-22/14-20	.818/.700	49/39 +10	12/5	22/14	6/2	4/11	18/21
vs. USC	44/50	41/35	92-94	(2)	29-73/36-81	.397/.444	13-38/8-23	.342/.348	21-24/14-21	.875/.667	52/45 +7	17/16	17/9	4/4	4/12	17/22
AIR FORCE	41/26	43/46	84-72	+12	28-64/26-73	.438/.356	14-35/7-22	.400/.318	14-18/13-17	.778/.765	44/45 (1)	21/13	16/13	6/1	7/9	19/22
at UNLV	36/42	39/39	75-81	(6)	27-60/25-64	.450/.391	5-26/7-22	.192/.318	16-25/24-30	.640/.800	40/44 (4)	13/15	16/13	5/1	7/7	24/22
at Fresno State	37/41	33/44	70-85	(15)	20-66/26-57	.303/.456	6-24/5-17	.250/.294	24-31/28-37	.774/.757	38/47 (9)	12/13	10/12	2/13	5/7	29/26
UTAH STATE	57/39	38/48	95-87	+8	30-60/32-63	.500/.508	13-28/8-23	.464/.348	22-29/15-24	.759/.625	36/35 +1	19/16	11/12	5/0	5/7	22/22
NEVADA	31/39	43/50	74-89	(15)	20-61/26-64	.328/.406	7-33/6-21	.212/.286	27-34/31-37	.794/.838	36/49 (13)	10/11	15/15	5/3	7/7	30/23
at San Jose State	50/31	30/39	80-70	+10	31-67/28-62	.463/.452	3-18/4-19	.167/.211	15-23/10-17	.652/.588	41/35 +6	10/13	11/17	4/4	8/6	17/19
at New Mexico	38/38	33/40	71-78	(7)	26-61/30-67	.426/.448	11-29/6-17	.379/.353	8-13/12-20	.615/.600	39/38 +1	17/15	13/7	6/4	2/7	19/14
UNLV	41/23	25/42	66-65	+1	26-59/24-63	.441/.381	8-23/5-21	.348/.238	6-13/12-21	.462/.571	33/47 (14)	12/7	10/11	5/1	7/3	20/17

Note: Game totals are displayed in the format WYO/OPPONENT for each category

2016-17 WYOMING GAME NOTES

Speciality Stats Game-by-Game

Opponent	Paint	Off TO	2nd Chance	Fast Break	Bench	Largest Lead	Largest Deficit	Lead Changes	Times Tied
WESTERN STATE	30/20	25/7	10/11	4/0	27/21	39/2	2/39	1	1
at Montana	20/32	15/17	7/6	2/4	33/44	8/9	9/8	12	13
SOUTH DAKOTA STATE	22/14	10/7	7/12	2/0	32/27	12/6	6/12	6	4
at Pacific	24/26	17/18	7/13	3/8	19/28	8/10	10/8	3	7
at Cal	30/34	24/17	6/3	11/10	38/24	0/22	22/0	0	0
DENVER	32/26	17/10	12/11	4/4	45/28	20/1	1/20	2	0
NORTHERN IOWA	12/18	10/25	6/12	0/2	41/27	13/7	7/13	6	6
Colo. Christian	22/22	6/7	6/6	2/4	27/7	11/8	8/11	2	5
MONTANA	30/30	9/10	2/21	4/4	40/29	7/7	7/7	20	14
CORNELL	40/28	21/13	18/2	6/10	19/17	32/0	0/32	0	0
TROY	36/22	21/22	20/14	8/2	40/25	7/10	10/7	6	5
vs. DePaul	36/20	12/19	6/9	15/2	45/10	15/10	10/15	4	5
vs. USC	28/50	9/23	12/15	0/14	44/35	9/9	9/9	12	9
AIR FORCE	22/24	20/19	14/22	6/4	42/44	28/4	4/28	1	1
at UNLV	40/32	13/15	2/7	9/6	33/19	2/11	11/2	8	6
at Fresno State	26/32	9/16	13/5	4/8	33/8	3/15	15/3	3	2
UTAH STATE	34/38	18/14	11/13	2/4	34/22	22/1	1/22	2	0
NEVADA	22/26	9/16	9/5	2/0	33/3	6/17	17/6	1	1
at San Jose State	48/28	19/13	21/9	6/6	36/21	21/2	2/21	1	3
at New Mexico	24/34	1/13	11/4	16/17	39/14	4/9	9/4	1	4
UNLV	30/24	14/4	5/8	2/0	38/19	20/4	4/20	5	2

Points in the Paint: Points Off Turnovers: Second Chance Pts: Fast Break Points: Bench Points:	Most: 48 at San Jose State, 1-18-17 Most Allowed: 50 vs. USC, 12-23-16 Most: 25 vs. Western State, 11-11-16 Most Allowed: 25 vs. Northern Iowa, 12-3-16 Most: 21 at San Jose State, 1-18-17 Most Allowed: 22 vs. Air Force, 12-28-16 Most: 16 at New Mexico, 1-21-17 Most Allowed: 17 at New Mexico, 1-21-17 Most: 45 twice, last vs. DePaul, 12-22-16 Most Allowed: 44 twice, last vs. Air Force, 12-28-16	Least: 12 vs. Northern Iowa, 12-3-16 Least Allowed: 14 vs. South Dakota State, 11-19-16 Least : 1 at New Mexico, 1-21-17 Least Allowed: 4 vs. UNLV, 1-25-17 Least: 2 twice, last at UNLV, 12-31-16 Least Allowed: 2 vs. Cornell, 12-17-16 Least: 0 twice, last vs. USC, 12-23-16 Least Allowed: 0 four times, last vs. UNLV, 1-25-17 Least: 19 vs. Cornell, 12-17-16 Least Allowed: 3 vs. Nevada, 1-14-17
---	--	--

Largest Deficit Overcome: 10 twice, last vs. DePaul, 12-22-16
Largest Lead Lost: 9 vs. USC, 12-23-16

Note: Game totals are displayed in the format WYO/OPPONENT for each category

Starters/Bench Production

	Starters (Total / % Team Total)	Bench (Total / % Team Total)
Minutes	2588 / 61%	1637 / 39%
Points	857 / 53%	738 / 47%
Rebounds	391 / 47%	406 / 53%

Record by Margin

1	2	3	4	5	6
2-0	1-1	0-0	0-0	0-0	1-1
7	8	9	10-15	16-20	20+
1-1	2-1	0-0	5-3	1-0	1-0

Record by Conference

Conference	Record
RMAC	2-0
Big Sky Conference	2-0
Summit League	2-0
West Coast Conference	0-1
Pac-12	0-2
Missouri Valley Conference	1-0
Ivy League	1-0
Sun Belt Conference	1-0
Big East Conference	1-0
Mountain West	4-4

Points Scored/Allowed

Scoring	Allowing	
0-0	49 or less	1-0
0-0	50-59	1-0
2-2	60-69	4-0
4-4	70-79	6-3
6-0	80-89	2-3
2-1	90-99	0-1
0-0	100+	0-0

Record by Month

Nov.	Dec.	Jan.	Feb.	March
4-2	7-2	3-3	0-0	0-0

Record by Day

Sun.	Mon.	Tue.	Wed.	Thu.	Fri.	Sat.
0-0	3-0	0-1	5-1	1-0	1-2	4-3

2016-17 WYOMING GAME NOTES

Wyoming Game Highs

POINTS	97	CORNELL (12/17/16)
	95	UTAH STATE (01/11/17)
FG MADE	32	CORNELL (12/17/16)
	31	AT SAN JOSE STATE (1/18/17)
FG ATTEMPTS	73	VS USC (12/23/16)
	68	CORNELL (12/17/16)
FG PERCENTAGE	.542 (26-48)	UNI (12/03/16)
	.517 (31-60)	WESTERN STATE (11/11/16)
3 PT MADE	16	UNI (12/03/16)
	14	AIR FORCE (12/28/16)
3 PT ATTEMPTS	38	VS USC (12/23/16)
	35	AIR FORCE (12/28/16)
3 PT %	.552 (16-29)	UNI (12/03/16)
	.464 (13-28)	UTAH STATE (01/11/17)
FT MADE	27	NEVADA (01/14/17)
	25	MONTANA (12/10/16)
FT ATTEMPTS	34	NEVADA (01/14/17)
	32	MONTANA (12/10/16)
FT PERCENTAGE	.875 (21-24)	VS USC (12/23/16)
	.840 (21-25)	CORNELL (12/17/16)
	.840 (21-25)	DENVER (11/30/16)
REBOUNDS	52	VS USC (12/23/16)
	50	COLORADO CHRISTIAN (12/05/16)
ASSISTS	22	UNI (12/03/16)
	21	AIR FORCE (12/28/16)
STEALS	10	CORNELL (12/17/16)
	10	WESTERN STATE (11/11/16)
BLOCKED SHOTS	9	WESTERN STATE (11/11/16)
	7	CORNELL (12/17/16)
TURNOVERS	22	VS DEPAUL (12/22/16)
	21	UNI (12/03/16)
FOULS	35	AT PACIFIC (11/22/16)
	30	NEVADA (01/14/17)

Wyoming Game Lows

POINTS	61	AT CAL (11/25/16)
	65	AT PACIFIC (11/22/16)
FG MADE	18	AT PACIFIC (11/22/16)
	20	AT CAL (11/25/16)
FG ATTEMPTS	48	UNI (12/03/16)
	53	AT MONTANA (11/14/16)
FG PERCENTAGE	.303 (20-66)	AT FRESNO STATE (01/04/17)
	.328 (20-61)	NEVADA (01/14/17)
3 PT MADE	3	AT SAN JOSE STATE (1/18/17)
	4	AT CAL (11/25/16)
3 PT ATTEMPTS	18	AT SAN JOSE STATE (1/18/17)
	23	AT CAL (11/25/16)
3 PT %	.167 (3-18)	AT SAN JOSE STATE (1/18/17)
	.174 (4-23)	AT CAL (11/25/16)
FT MADE	6	UNLV (01/25/17)
	8	AT NEW MEXICO (01/21/17)
FT ATTEMPTS	13	AT NEW MEXICO (01/21/17)
	13	UNLV (01/25/17)
FT PERCENTAGE	.462 (6-13)	UNLV (01/25/17)
	.556 (15-27)	COLORADO CHRISTIAN (12/05/16)
REBOUNDS	31	MONTANA (12/10/16)
	32	AT MONTANA (11/14/16)
ASSISTS	10	NEVADA (01/14/17)
	10	AT SAN JOSE STATE (1/18/17)
STEALS	1	COLORADO CHRISTIAN (12/05/16)
	2	AT NEW MEXICO (01/21/17)
BLOCKED SHOTS	2	AT PACIFIC (11/22/16)
	2	MONTANA (12/10/16)
TURNOVERS	7	SOUTH DAKOTA STATE (11/19/16)
	9	DENVER (11/30/16)
FOULS	13	COLORADO CHRISTIAN (12/05/16)
	14	UNI (12/03/16)

Opponent Game Highs

POINTS	94	VS USC (12/23/16)
	89	NEVADA (01/14/17)
FG MADE	36	VS USC (12/23/16)
	32	UTAH STATE (01/11/17)
FG ATTEMPTS	81	VS USC (12/23/16)
	73	AIR FORCE (12/28/16)
FG PERCENTAGE	.508 (32-63)	UTAH STATE (01/11/17)
	.491 (26-53)	AT MONTANA (11/14/16)
3 PT MADE	12	SOUTH DAKOTA STATE (11/19/16)
	10	UNI (12/03/16)
3 PT ATTEMPTS	37	SOUTH DAKOTA STATE (11/19/16)
	30	UNI (12/03/16)
3 PT %	.368 (7-19)	MONTANA (12/10/16)
	.364 (8-22)	CORNELL (12/17/16)
FT MADE	31	NEVADA (01/14/17)
	31	AT PACIFIC (11/22/16)
FT ATTEMPTS	44	AT PACIFIC (11/22/16)
	37	NEVADA (01/14/17)
FT PERCENTAGE	.857 (12-14)	COLORADO CHRISTIAN (12/05/16)
	.839 (26-31)	MONTANA (12/10/16)
REBOUNDS	49	NEVADA (01/14/17)
	47	AT FRESNO STATE (01/04/17)
ASSISTS	16	UTAH STATE (01/11/17)
	16	VS USC (12/23/16)
STEALS	12	VS USC (12/23/16)
	12	TROY (12/19/16)
BLOCKED SHOTS	13	AT FRESNO STATE (01/04/17)
	7	AT MONTANA (11/14/16)
TURNOVERS	20	AT CAL (11/25/16)
	19	DENVER (11/30/16)
FOULS	29	AT PACIFIC (11/22/16)
	27	MONTANA (12/10/16)
	27	AT MONTANA (11/14/16)

Opponent Game Lows

POINTS	49	WESTERN STATE (11/11/16)
	58	VS DEPAUL (12/22/16)
FG MADE	18	WESTERN STATE (11/11/16)
	19	AT PACIFIC (11/22/16)
FG ATTEMPTS	52	AT CAL (11/25/16)
	53	AT MONTANA (11/14/16)
FG PERCENTAGE	.282 (20-71)	VS DEPAUL (12/22/16)
	.292 (21-72)	COLORADO CHRISTIAN (12/05/16)
3 PT MADE	4	AT MONTANA (11/14/16)
	4	AT PACIFIC (11/22/16)
3 PT ATTEMPTS	14	AT MONTANA (11/14/16)
	15	AT CAL (11/25/16)
3 PT %	.211 (4-19)	AT PACIFIC (11/22/16)
	.211 (4-19)	AT SAN JOSE STATE (1/18/17)
FT MADE	7	WESTERN STATE (11/11/16)
	10	AT SAN JOSE STATE (1/18/17)
FT ATTEMPTS	14	WESTERN STATE (11/11/16)
	14	COLORADO CHRISTIAN (12/05/16)
FT PERCENTAGE	.500 (7-14)	WESTERN STATE (11/11/16)
	.571 (12-21)	UNLV (01/25/17)
REBOUNDS	31	WESTERN STATE (11/11/16)
	33	AT MONTANA (11/14/16)
ASSISTS	5	VS DEPAUL (12/22/16)
	6	WESTERN STATE (11/11/16)
STEALS	1	SOUTH DAKOTA STATE (11/19/16)
	3	UNLV (01/25/17)
BLOCKED SHOTS	0	WESTERN STATE (11/11/16)
	0	UNI (12/03/16)
TURNOVERS	7	COLORADO CHRISTIAN (12/05/16)
	7	AT NEW MEXICO (01/21/17)
FOULS	14	AT NEW MEXICO (01/21/17)
	17	WESTERN STATE (11/11/16)

2016-17 WYOMING GAME NOTES

Cowboy Scored 30 Points 31 by Josh Adams at UNLV, 2/27/16
Opponent Scored 30 Points 32 by Marcus Marshall Nevada, 1/14/17

Cowboy Scored 40 Points 41 by Jay Straight vs. CSU, 2/26/05
Opponent Scored 40 Points 43 by Ruben Douglas UNM, 2/15/03

Cowboy Made Seven 3FG 7 Josh Adams at UNLV, 2-27-16
Opponent Made Seven 3FG 7 by Marvella Harris Fresno St., 2/17/16

Cowboy Made 15 FT 16 by Jason McManamen vs. Pacific, 11/22/16
Opponent Made 15 FT 16 by Vincent Council Providence, 11/24/10

Cowboy Had 15 Rebounds 18 by Hayden Dalton vs. USC, 12/23/16
Opponent Had 15 Rebounds 15 by Jordan Caroline Nevada, 1/14/17

Cowboy Had 20 Rebounds 22 by Adam Waddell vs. Utah, 1/27/10
Opponent Had 20 Rebounds 22 by Jason Smith CSU, 2/24/07

Cowboy Had 10 Assists 11 by JayDee Luster vs. Peru St., 11/18/09
Opponent Had 10 Assists 10 by Alex Caruso at Texas A&M, 3/18/14

Cowboy had 15 Assists 15 by Jay Straight vs. Winthrop, 12/20/03
Opponent had 15 Assists 15 by Matt Montague BYU, 2/2/02

Cowboy Blocked Five Shots 6 by Larry Nance Jr., vs. UNM, 1/8/14
Opponent Blocked Five Shots 5 by Kingsley Okoroh, at Cal, 11/25/16

Cowboy Had Five Steals 5 by L. Washington, vs. Nevada, 2/13/13
Opponent Had Five Steals 6 by Jonah Mathews, vs. USC, 12/23/16

Cowboy Had a Double-Double Hayden Dalton vs. UNLV, 1/25/17
 (15 points and 10 rebounds)

Opponent Had a Double-Double Christian Jones, UNLV, 1/25/17
 (14 points and 12 rebounds)

Two Pokes Had a Double-Double Derek Cooke, Jr. vs. Colorado St., 2/4/15
 (12 points and 11 rebounds)
 Larry Nance, Jr. vs. Colorado St., 2/4/15
 (19 points and 10 rebounds)

Two Cowboys Scored 25 Points Each
 26 points by LaDrell Whitehead vs. UTEP, 2/15/96
 26 by Jeron Roberts vs. UTEP, 2/15/96

Four Cowboys Scored 20 Points Each
 20 points by Turk Boyd vs. Loyola Marymount, 3/17/86
 20 points by Les Bolden vs. Loyola Marymount, 3/17/86
 24 points by Fennis Dembo vs. Loyola Marymount, 3/17/86
 20 points by Eric Leckner vs. Loyola Marymount, 3/17/86

Three Cowboys Scored 20 Points Each
 21 points by Marcus Bailey vs. UNLV, 2/16/02
 20 points by Uche Nsonwu-Amadi vs. UNLV, 2/16/02
 20 points by Donta Richardson vs. UNLV, 2/16/02

Two Cowboys Scored 20 Points Each
 23 by Jason McManamen vs. USC, 12/23/16
 23 by Justin James vs. USC, 12/23/16

At Least Five Cowboys Scored in Double Figures
 11 points by Jason McManamen vs. Utah State, 1/11/17
 10 points by Cody Kelley vs. Utah State, 1/11/17
 15 points by Alan Herndon vs. Utah State, 1/11/17
 19 points by Hayden Dalton vs. Utah State, 1/11/17
 18 points by Alex Aka Gorski vs. Utah State, 1/11/17

Triple-Doubles by a Cowboy
 Justin Williams vs. Utah, 3/10/06, (10 pts, 15 rbs and 12 blks)
 Theo Ratliff vs. San Diego State, 1/2/95, (20 pts, 12 rbs and 11 blks)

Largest Margin of Victory in the AA by Wyoming
 53 vs. Tennessee St. 109-56, 12/17/03

Wyoming Scored 100 Points 109 vs. Peru St., 11/18/09
Opponent Scored 100 Points 102 by BYU, 3/5/11

Wyoming Scored Less Than 50 Points 45 vs. San Diego St., 3/14/15
Opponent Scored Less Than 50 Points 43 by San Diego St., 3/14/15

Wyoming Scored Less Than 40 Points 36 at Fresno State, 1/16/13
Opponent Scored Less Than 40 Points 35 by Regis, 12/7/14

Wyoming Shot 60% From the Field 61.9 vs. UNC, 11/16/14
Opponent Shot 60% From the Field 61.5% by Colorado State, 3/6/13

Wyoming Shot less than 30% 29.8 at Texas A&M, 3/8/14
Opponent Shot less than 30% 28.2 by DePaul, 12/22/16

Wyoming Made 15 3-Point Baskets 16 vs. Northern Iowa, 12/3/16
Opponent Made 15 3-Point Baskets 15 by Fresno State, 2/17/16

Wyoming Made No 3-Point Baskets vs. Denver, 11/25/09
Opponent Made No 3-Point Baskets by Fresno State, 1/16/13

Wyoming Made 30 Free Throws 36 vs. Houston, 12/22/15
Opponent Made 30 Free Throws 31 by Nevada, 1/14/17

Wyoming Made 20 Free Throws 22 vs. Utah State, 1/11/17
Opponent Made 20 Free Throws 28 by Fresno State, 1/4/17

Wyoming Made 90% of Free Throws 96% vs. CSUB, 11/25/15
 (Min 10 FTA)
Opponent Made 90% of Free Throws 90% by SDSU, 3/14/15
 (Min 10 FTA)

Wyoming Attempted 40 Free Throws 46 vs. Houston, 12/22/15
Opponent Attempted 40 Free Throws 44 by Pacific, 11/22/16

Wyoming Attempted 30 Free Throws 34 vs. Nevada, 1/14/17
Opponent Attempted 30 Free Throws 37 by Nevada, 1/14/17

Wyoming Had 50 Rebounds 52 vs. USC, 12/23/16
Opponent Had 50 Rebounds 50 by SDSU, 12/30/15

Wyoming Had 40 Rebounds 41 at San Jose State, 1/18/17
Opponent Had 40 Rebounds 47 by UNLV, 1/25/17
Wyoming Had 20 Offensive Rebounds 20 vs. Savannah St., 1/8/03

Wyoming Had +20 Rebound Margin +20 vs. Utah Valley, 11/30/11
Opponent Had +20 Rebound Margin +24 at SDSU, 12/30/15
Wyoming Had +10 Rebound Margin +10 vs. DePaul, 12/22/16
Opponent Had +10 Rebound Margin +14 by UNLV, 1/25/17

Wyoming Had 20 Assists 21 vs. Air Force, 12/28/16
An Opponent Had 20 Assists 21 by UNLV, 2/27/16
Wyoming Had less than 10 Assists 6 vs. Utah State, 3/9/16
Opponent had less than 10 Assists 7 by UNLV, 1/25/17

Wyoming Committed 20 Turnovers 22 vs. DePaul, 12/22/16
Opponent Committed 20 Turnovers 20 by Cal, 11/25/16
Opponent Committed 30 Turnovers 31 by Alcorn St., 12/21/98
Wyoming Had less than 5 Turnovers 2 vs. Colorado State, 1/30/16

Wyoming Blocked 10 Shots 10 vs. South Dakota, 12/20/09

Wyoming Had 15 Steals 15 vs. Western St., 11/12/11
Wyoming Had 20 Steals 21 by Peru St., 11/18/09

Wyoming Beat a Top-25 Team #RV/25 San Diego St., 3/14/15
Wyoming Beat a Top-25 Team (Home) #5/5 SDSU, 68-62, 2/11/14
Wyoming Beat a Top-25 Team (Road) #18 BYU, 56-53, 1/18/80
Wyoming Beat a Top-25 Team (Neutral) #RV/25 San Diego St., 3/14/15

2016-17 WYOMING GAME NOTES

Game-by-Game Box Scores

Game 1: Western State 49 at Wyoming 88

Official Basketball Box Score -- Game Totals -- Final Statistics
Western State vs Wyoming Cowboys
11/11/16 8:30 p.m. at Laramie, Wyo. (Arena-Auditorium)

##	Player	Total			3-Ptr			Rebounds			PF	TP	A	TO	Blk	Stl	Min
		FG-FGA	FG-FGA	FT-FTA	FG-FGA	FG-FGA	FT-FTA	Off	Def	Tot							
11	Will Duggan	* 1-4	1-4	2-2	0	0	0	1	5	1	4	0	0	19			
20	Ray Beresford	* 3-8	1-3	2-3	2	0	2	2	9	2	0	0	1	26			
22	Branden Cosby-Lee	* 1-5	0-0	0-1	0	1	1	5	2	0	1	0	1	23			
23	Patrick Sniff	* 2-9	0-2	0-0	0	4	4	2	4	0	1	0	0	24			
25	Ben Beauchamp	* 2-6	1-3	3-7	2	3	5	1	8	1	4	0	1	31			
01	Monroe Porter	0-2	0-1	0-1	0	4	4	0	0	0	0	0	0	12			
05	Brady Subart	5-8	2-3	0-0	1	2	3	2	12	1	2	0	0	14			
10	James Willis	0-6	0-4	0-0	0	2	2	0	0	0	0	0	1	18			
21	Zach Madlom	0-1	0-0	0-0	0	0	0	1	0	0	0	0	0	6			
33	Collin Smith	4-10	1-2	0-0	5	4	9	3	9	1	3	0	0	27			
	Team				1	0	1										
Totals		18-59	6-22	7-14	11	20	31	17	49	6	15	0	4	200			

FG % 1st Half: 9-28 32.1% 2nd half: 9-31 29.0% Game: 18-59 30.5% Deadball Rebounds 2
 3FG % 1st Half: 3-10 30.0% 2nd half: 3-12 25.0% Game: 6-22 27.3%
 FT % 1st Half: 2-4 50.0% 2nd half: 5-10 50.0% Game: 7-14 50.0%

Wyoming Cowboys 88 • 1-0

##	Player	Total			3-Ptr			Rebounds			PF	TP	A	TO	Blk	Stl	Min
		FG-FGA	FG-FGA	FT-FTA	FG-FGA	FG-FGA	FT-FTA	Off	Def	Tot							
03	AKA GORSKI,Alexander	* 6-10	5-8	3-3	0	0	0	1	20	4	0	0	1	26			
05	Herrndon, Alan	* 1-3	1-2	1-2	1	7	8	3	4	3	2	0	0	23			
11	LIEBERMAN, Jeremy	* 3-6	1-4	1-1	0	0	0	3	8	5	2	0	2	23			
23	MCMANAMEN, Jason	* 3-6	2-5	1-2	0	2	2	3	9	1	0	0	3	28			
33	NAUGHTON, Jordan	* 9-9	0-0	2-4	5	9	14	2	20	0	2	1	1	20			
01	JAMES, Justin	2-7	1-3	1-2	0	3	3	6	1	4	2	0	1	18			
02	MOEMEKA, Andrew	0-2	0-0	0-0	2	2	4	1	0	0	2	1	1	7			
10	KELLEY, Cody	1-2	1-2	0-0	0	3	3	0	3	2	0	0	0	12			
13	AVERBUCK, Sam	0-0	0-0	0-0	0	0	0	0	0	1	0	0	0	4			
20	DALTON, Hayden	4-9	2-5	0-0	1	2	3	0	10	1	0	3	1	16			
21	BARNES, Jonathan	0-1	0-0	2-2	0	1	1	1	2	0	1	0	0	6			
24	ADAMS, Louis	1-4	0-2	1-2	1	4	5	2	3	2	0	0	1	13			
25	MARSHALL, Morris	1-1	1-1	0-0	0	0	0	0	3	1	0	1	0	4			
	Team				1	2	3										
Totals		31-60	14-32	12-18	11	35	46	19	88	21	13	9	10	200			

FG % 1st Half: 18-35 51.4% 2nd half: 13-25 52.0% Game: 31-60 51.7% Deadball Rebounds 4
 3FG % 1st Half: 9-19 47.4% 2nd half: 5-13 38.5% Game: 14-32 43.8%
 FT % 1st Half: 4-7 57.1% 2nd half: 8-11 72.7% Game: 12-18 66.7%

Officials: Randy Heimerman, Winston Stith, Chad Shepherd
 Technical fouls: Western State-None. Wyoming Cowboys-None.
 Attendance: 5008

Score by periods	1st	2nd	Total
Western State	23	26	49
Wyoming Cowboys	49	39	88

Points	In	Off	2nd	Fast	Bench
WESTER	20	7	11	0	21
WY	30	25	10	4	27

Last FG - WESTERN 2nd-02:28, WY 2nd-02:08.
 Largest lead - WESTERN by 2 1st-19:04, WY by 39 2nd-00:29.
 WESTERN led for 00:19, WY led for 38:09. Game was tied for 01:37.

Score tied - 1 time.
 Lead changed - 1 time.

Game 3: South Dakota State 67 at Wyoming 77

Official Basketball Box Score -- Game Totals -- Final Statistics
South Dakota State vs Wyoming Cowboys
11/19/16 7:05 p.m. at Laramie, Wyo. (Arena-Auditorium)

##	Player	Total			3-Ptr			Rebounds			PF	TP	A	TO	Blk	Stl	Min
		FG-FGA	FG-FGA	FT-FTA	FG-FGA	FG-FGA	FT-FTA	Off	Def	Tot							
23	Reed Tellinghuisen	f 2-10	2-9	5-5	2	5	7	4	11	0	2	1	0	34			
24	Mike Daum	f 7-10	5-6	5-5	3	5	8	5	24	1	3	0	0	35			
01	Skyler Flatten	g 0-2	0-1	0-0	0	2	2	0	0	0	0	0	0	7			
02	Tevin King	g 1-5	1-3	0-0	2	3	5	4	3	2	0	0	0	17			
20	Andre Wallace	g 0-3	0-3	2-3	0	1	1	0	2	1	0	0	1	13			
03	Chris Howell	5-8	0-0	2-4	1	2	3	4	12	1	4	0	0	16			
10	Cole Gentry	1-8	1-7	0-0	0	3	3	0	3	5	1	0	0	27			
35	A.J. Hess	3-9	2-6	0-0	3	4	7	2	8	0	3	1	0	34			
45	Ian Theisen	1-3	1-2	1-4	2	4	6	2	4	1	1	1	0	17			
	Team				0	1	1										
Totals		20-58	12-37	15-21	13	30	43	21	67	11	14	3	1	200			

FG % 1st Half: 14-32 43.8% 2nd half: 6-26 23.1% Game: 20-58 34.5% Deadball Rebounds 4
 3FG % 1st Half: 7-20 35.0% 2nd half: 5-17 29.4% Game: 12-37 32.4%
 FT % 1st Half: 0-0 0.0% 2nd half: 15-21 71.4% Game: 15-21 71.4%

Wyoming Cowboys 77 • 3-0

##	Player	Total			3-Ptr			Rebounds			PF	TP	A	TO	Blk	Stl	Min
		FG-FGA	FG-FGA	FT-FTA	FG-FGA	FG-FGA	FT-FTA	Off	Def	Tot							
05	Herrndon, Alan	f 2-5	1-2	2-4	0	1	1	1	7	2	0	2	1	26			
33	NAUGHTON, Jordan	f 2-2	0-0	0-1	2	3	2	4	0	0	1	0	0	14			
03	AKA GORSKI,Alexander	g 6-13	3-8	0-0	0	6	6	4	15	4	2	0	0	31			
11	LIEBERMAN, Jeremy	g 1-7	1-6	0-0	0	3	3	0	3	1	0	0	0	21			
23	MCMANAMEN, Jason	g 3-10	3-8	7-8	0	4	4	2	16	0	1	0	3	37			
01	JAMES, Justin	7-9	1-3	3-5	0	2	2	1	18	3	0	1	1	22			
02	MOEMEKA, Andrew	0-0	0-0	0-0	0	3	3	0	0	1	1	2	11				
10	KELLEY, Cody	2-2	1-1	0-0	0	0	0	5	2	1	0	1	1	17			
20	DALTON, Hayden	1-6	0-2	7-10	2	5	7	3	9	4	1	1	0	21			
	Team				2	1	3										
Totals		24-54	10-30	19-27	5	27	32	21	77	16	7	5	8	200			

FG % 1st Half: 11-28 39.3% 2nd half: 13-26 50.0% Game: 24-54 44.4% Deadball Rebounds 3
 3FG % 1st Half: 6-18 33.3% 2nd half: 4-12 33.3% Game: 10-30 33.3%
 FT % 1st Half: 8-11 72.7% 2nd half: 11-16 68.8% Game: 19-27 70.4%

Officials: Bob Staffen, Brad Ferrie, Rick O'Neill
 Technical fouls: South Dakota State-Tevin King. Wyoming Cowboys-None.
 Attendance: 6833

Score by periods	1st	2nd	Total
South Dakota State	35	32	67
Wyoming Cowboys	36	41	77

Points	In	Off	2nd	Fast	Bench
SDSU	14	7	12	0	27
WY	22	10	7	2	32

Last FG - SDSU 2nd-00:34, WY 2nd-01:33.
 Largest lead - SDSU by 6 1st-04:41, WY by 12 2nd-01:33.
 SDSU led for 07:54, WY led for 29:40. Game was tied for 02:26.

Score tied - 4 times.
 Lead changed - 6 times.

Game 2: Wyoming 73 at Montana 72

Official Basketball Box Score -- Game Totals -- Final Statistics
Wyoming Cowboys vs Montana
11/14/16 7:05 p.m. at Missoula, Mont. (Dahlberg Arena)

##	Player	Total			3-Ptr			Rebounds			PF	TP	A	TO	Blk	Stl	Min
		FG-FGA	FG-FGA	FT-FTA	FG-FGA	FG-FGA	FT-FTA	Off	Def	Tot							
05	Herrndon, Alan	f 3-9	2-6	2-2	2	4	6	2	10	1	1	2	0	34			
33	NAUGHTON, Jordan	f 1-1	0-0	0-0	0	0	0	3	2	0	0	0	0	4			
03	AKA GORSKI,Alexander	g 2-6	2-5	2-2	1	2	3	8	3	0	0	0	0	36			
11	LIEBERMAN, Jeremy	g 0-1	0-1	0-0	0	0	0	2	0	2	1	0	1	16			
23	MCMANAMEN, Jason	g 3-9	3-9	11-14	1	0	1	3	20	2	1	0	0	39			
01	JAMES, Justin	8-17	0-3	3-3	2	0	2	2	19	1	4	1	1	27			
02	MOEMEKA, Andrew	0-0	0-0	0-0	1	1	2	2	0	0	1	0	0	1			
10	KELLEY, Cody	0-0	0-0	0-1	0	2	2	1	0	0	1	0	1	8			
20	DALTON, Hayden	3-9	2-4	3-4	1	12	13	4	11	1	3	1	0	30			
24	ADAMS, Louis	1-1	0-0	1-1	0	0	0	0	3	1	0	0	0	3			
25	MARSHALL, Morris	0-0	0-0	0-0	0	0	0	1	0	1	0	0	0	2			
	Team				1	2	3										
Totals		21-53	9-28	22-27	9	23	32	23	73	12	12	4	3	200			

FG % 1st Half: 13-26 50.0% 2nd half: 8-27 29.6% Game: 21-53 39.6% Deadball Rebounds 2
 3FG % 1st Half: 5-12 41.7% 2nd half: 4-16 25.0% Game: 9-28 32.1%
 FT % 1st Half: 10-14 71.4% 2nd half: 12-13 92.3% Game: 22-27 81.5%

Montana 72 • 0-2

##	Player	Total			3-Ptr			Rebounds			PF	TP	A	TO	Blk	Stl	Min
		FG-FGA	FG-FGA	FT-FTA	FG-FGA	FG-FGA	FT-FTA	Off	Def	Tot							
20	Fabijan Krslovec	f 2-3	0-0	2-2	4	8	12	3	6	3	1	1					

2016-17 WYOMING GAME NOTES

Game-by-Game Box Scores

Game 5: Wyoming 61 at Cal 71

Official Basketball Box Score -- Game Totals -- Final Statistics
Wyoming Cowboys vs CAL
 11/25/16 8:10 p.m. PT at Haas Pavilion, Berkeley, Calif.

Wyoming Cowboys 61 • 3-2

#	Player	Total		3-Ptr		Rebounds			PF	TP	A	TO	Blk	Stl	Min
		FG-FGA	FT-FTA	FG-FGA	FT-FTA	Off	Def	Tot							
33	NAUGHTON, Jordan	0-1	0-0	2-4	0	3	3	1	2	0	2	1	0	13	
5	Herdon, Alan	5-9	0-2	1-2	3	6	9	4	11	1	3	2	2	38	
11	LIEBERMAN, Jeremy	0-3	0-2	0-0	0	0	0	1	0	0	1	0	0	10	
23	MCMANAMEN, Jason	2-10	1-7	1-4	0	1	1	3	6	1	1	0	0	38	
3	Aka Gorski,Alexander	1-6	0-3	2-2	1	2	3	4	4	2	0	3	0	30	
1	James, Justin	9-14	3-4	7-9	1	1	2	3	28	1	2	0	2	31	
10	KELLEY, Cody	0-1	0-0	0-0	0	1	1	1	0	0	1	0	0	10	
20	DALTON, Hayden	3-10	0-5	4-5	1	6	7	3	10	4	3	0	1	28	
24	ADAMS, Louis	0-0	0-0	0-0	0	0	0	0	0	0	0	0	0	2	
Team						2		4		6		1			
Totals		20-54	4-23	17-26	8	24	32	20	61	11	15	3	8	200	

FG % 1st Half: 8-27 29.6% 2nd half: 12-27 44.4% Game: 20-54 37.0% Deadball Rebounds 5
 3FG % 1st Half: 3-12 25.0% 2nd half: 1-11 9.1% Game: 4-23 17.4%
 FT % 1st Half: 7-8 87.5% 2nd half: 10-18 55.6% Game: 17-26 65.4%

CAL 71 • 3-1

#	Player	Total		3-Ptr		Rebounds			PF	TP	A	TO	Blk	Stl	Min
		FG-FGA	FT-FTA	FG-FGA	FT-FTA	Off	Def	Tot							
1	Rabb, Ivan	5-11	0-0	2-5	2	8	10	3	12	3	6	1	0	29	
31	Domingo, Stephen	0-6	0-2	1-2	1	1	2	3	1	0	0	0	1	20	
44	Rooks, Kameron	1-3	0-0	0-0	1	2	3	2	2	0	0	0	0	15	
13	Moore, Charlie	5-9	1-3	7-7	0	0	0	2	18	6	1	0	3	32	
3	Mullins, Grant	4-9	2-5	4-4	0	3	3	3	14	2	1	0	1	33	
12	Moute a Bidas, R	4-7	2-4	2-2	1	2	3	3	12	0	1	0	0	11	
14	Coleman, Don	1-2	0-0	0-2	0	2	2	1	2	1	3	0	0	11	
2	Singer, Sam	3-4	0-1	2-3	0	6	6	3	8	0	5	0	1	28	
22	Okoroh, Kingsley	1-1	0-0	0-0	0	1	1	2	0	2	5	0	0	12	
25	Davis, Roman	0-0	0-0	0-0	0	1	1	0	0	0	0	0	0	1	
Team						4		3		7		1			
Totals		24-52	5-15	18-25	9	29	38	22	71	12	20	6	6	200	

FG % 1st Half: 12-31 38.7% 2nd half: 12-21 57.1% Game: 24-52 46.2% Deadball Rebounds 2,1
 3FG % 1st Half: 3-9 33.3% 2nd half: 2-6 33.3% Game: 5-15 33.3%
 FT % 1st Half: 11-13 84.6% 2nd half: 7-12 58.3% Game: 18-25 72.0%

Officials: Tommy Nunez, Tom O'Neill, Jeff Wooten
 Technical fouls: Wyoming Cowboys-James, Justin; TEAM 2. CAL-None.
 Attendance: 8355

Score by periods	1st	2nd	Total
Wyoming Cowboys	26	35	61
CAL	38	33	71

	In	Off	2nd	Fast	Bench
Points	Paint	T/O	Chance	Break	
WY	30	24	6	11	38
CAL	34	17	3	10	24

Last FG - WY 2nd-01:05, CAL 2nd-04:09.
 Largest lead - WY None, CAL by 22 2nd-12:10.
 WY led for 00:00. CAL led for 38:32. Game was tied for 01:28.

Score tied - 0 times.
 Lead changed - 0 times.

Game 7: Northern Iowa 73 at Wyoming 81

Official Basketball Box Score -- Game Totals -- Final Statistics
UNI vs Wyoming Cowboys
 12/03/16 1:05 p.m. at Laramie, Wyo. (Arena-Auditorium)

UNI 73 • 3-4

#	Player	Total		3-Ptr		Rebounds			PF	TP	A	TO	Blk	Stl	Min
		FG-FGA	FT-FTA	FG-FGA	FT-FTA	Off	Def	Tot							
02	Carlson, Clint	0-5	0-0	2-2	0	1	1	3	2	0	2	0	1	14	
03	Friedman, Ted	1-1	0-0	0-0	3	1	4	4	2	0	0	0	0	20	
13	McCloud, Juwan	3-12	1-6	1-4	0	0	0	2	8	3	2	0	1	25	
20	Morgan, Jeremy	8-15	2-5	2-2	0	2	2	5	20	4	3	0	1	33	
23	Ashton, Jordan	5-11	2-4	2-2	4	8	12	1	14	1	1	0	1	33	
11	Dahl, Justin	1-3	0-0	0-0	1	1	2	1	2	0	2	0	0	13	
21	Rhodes, Hunter	0-1	0-0	0-0	0	2	2	1	0	1	1	0	1	8	
24	Brown, Isaiah	3-8	1-6	0-0	1	3	4	4	7	0	0	0	0	29	
30	Haldeman, Spencer	4-10	4-9	6-6	0	1	1	0	18	1	2	0	4	25	
Team						4		1		5					
Totals		25-66	10-30	13-16	13	20	33	21	73	10	13	0	9	200	

FG % 1st Half: 11-31 35.5% 2nd half: 14-35 40.0% Game: 25-66 37.9% Deadball Rebounds 2
 3FG % 1st Half: 4-13 30.8% 2nd half: 6-17 35.3% Game: 10-30 33.3%
 FT % 1st Half: 2-2 100.0% 2nd half: 11-14 78.6% Game: 13-16 81.3%

Wyoming Cowboys 81 • 5-2

#	Player	Total		3-Ptr		Rebounds			PF	TP	A	TO	Blk	Stl	Min
		FG-FGA	FT-FTA	FG-FGA	FT-FTA	Off	Def	Tot							
05	Herdon, Alan	4-5	2-3	2-2	0	5	5	1	12	0	3	3	1	34	
11	LIEBERMAN, Jeremy	2-2	1-1	0-0	1	3	4	1	5	0	4	0	1	12	
23	MCMANAMEN, Jason	7-10	6-7	1-4	0	3	3	3	21	2	2	0	1	36	
24	ADAMS, Louis	0-3	0-1	0-0	0	1	1	1	0	1	2	0	0	9	
33	NAUGHTON, Jordan	1-1	0-0	0-0	0	2	2	0	2	1	0	0	0	8	
01	JAMES, Justin	2-8	0-2	4-5	2	3	5	2	8	4	2	0	1	21	
03	AKA GORSKI,Alexander	2-7	2-7	0-0	0	2	2	2	6	3	1	0	1	26	
10	KELLEY, Cody	2-4	2-4	2-4	0	4	4	2	8	5	2	0	0	24	
20	DALTON, Hayden	6-8	3-4	4-4	0	5	5	2	19	6	4	1	0	30	
Team						1		1		2					
Totals		26-48	16-29	13-19	4	29	33	14	81	21	21	4	5	200	

FG % 1st Half: 9-23 39.1% 2nd half: 17-25 68.0% Game: 26-48 54.2% Deadball Rebounds 4
 3FG % 1st Half: 6-14 42.9% 2nd half: 10-15 66.7% Game: 16-29 55.2%
 FT % 1st Half: 4-5 80.0% 2nd half: 9-14 64.3% Game: 13-19 68.4%

Officials: Jell Malham, Ed Crenshaw, Gene Grimshaw
 Technical fouls: UNI-Carlson, Clint; Wyoming Cowboys-None.
 Attendance: 5539

Score by periods	1st	2nd	Total
UNI	28	45	73
Wyoming Cowboys	28	53	81

	In	Off	2nd	Fast	Bench
Points	Paint	T/O	Chance	Break	
UNI	18	25	12	2	27
WY	12	10	6	0	41

Last FG - UNI 2nd-00:05, WY 2nd-00:29.
 Largest lead - UNI by 7 2nd-17:05, WY by 13 2nd-00:29.
 UNI led for 11:53. WY led for 22:23. Game was tied for 05:15.

Score tied - 6 times.
 Lead changed - 6 times.

Game 6: Denver 72 at Wyoming 80

Official Basketball Box Score -- Game Totals -- Final Statistics
Denver vs Wyoming Cowboys
 11/30/16 7 p.m. at Laramie, Wyo. (Arena-Auditorium)

Denver 70 • 2-4

#	Player	Total		3-Ptr		Rebounds			PF	TP	A	TO	Blk	Stl	Min
		FG-FGA	FT-FTA	FG-FGA	FT-FTA	Off	Def	Tot							
02	Joe Rosga	6-14	3-7	1-2	1	6	7	2	16	3	3	0	1	34	
05	Jake Pemberton	2-6	0-3	0-0	0	3	3	2	4	5	3	0	2	35	
13	C.J. Bobbitt	3-6	0-2	2-3	1	0	1	2	8	0	3	0	0	14	
15	Thomas Neff	1-6	1-4	1-2	0	2	2	4	4	1	1	1	1	23	
44	Daniel Amigo	4-8	0-0	2-2	2	3	5	4	10	1	2	1	0	18	
00	Ade Murkey	0-2	0-1	0-0	0	1	1	0	0	0	1	0	0	7	
03	Bradley George	2-2	2-2	0-0	0	1	1	0	6	0	0	1	0	9	
11	Jake Krafcia	3-8	1-4	0-0	0	4	4	3	7	0	1	0	0	26	
14	Duke Douglas	1-3	0-1	0-0	1	1	2	1	2	3	4	1	1	12	
24	Christian Mackey	4-6	0-0	2-2	3	4	7	1	10	0	1	0	0	15	
32	Abiola Akintola	0-0	0-0	3-4	0	0	0	1	3	1	0	0	0	7	
Team						3		5		8					
Totals		26-61	7-24	11-15	11	30	41	21	70	14	19	4	5	200	

FG % 1st Half: 12-25 48.0% 2nd half: 14-36 38.9% Game: 26-61 42.6% Deadball Rebounds 1
 3FG % 1st Half: 3-11 27.3% 2nd half: 4-13 30.8% Game: 7-24 29.2%
 FT % 1st Half: 3-3 100.0% 2nd half: 8-12 66.7% Game: 11-15 73.3%

Wyoming Cowboys 82 • 4-2

#	Player	Total		3-Ptr		Rebounds			PF	TP	A	TO	Blk	Stl	Min
		FG-FGA	FT-FTA	FG-FGA	FT-FTA	Off	Def	Tot							
03	AKA GORSKI,Alexander	0-5	0-0	0-0	0	2	2	4	0	1	0	1	0	15	
05	Herdon, Alan	4-9	3-5	1-1	2	5	7	1	12	0	1	3	0	29	
11	LIEBERMAN, Jeremy	1-4	0-2	4-4	1	2	3	2	6	2	1	0	1	14	
23	MCMANAMEN, Jason	4-12	3-11	2-2	0	3	3	0	13	4	2	0	1	36	
33	NAUGHTON, Jordan	2-3	0-0	2-2	0	1	1	1	6	0	0	0	0	18	
01	JAMES, Justin	7-14	3-5	4-4	1	4	5	2	21	1	1	0			

2016-17 WYOMING GAME NOTES

Game-by-Game Box Scores

Game 13: Wyoming 92 vs. No. 23 USC 94 OT

Official Basketball Box Score - Game Totals - Final Statistics

USC vs Wyoming Cowboys
12/23/16 8:00pm at Orleans Arena, Las Vegas, NV

USC 94 • 13-0

#	Player	Total			Rebounds			PF	TP	A	TO	Blk	Stl	Min
		FG-FGA	3-Ptr	FT-FTA	Off	Def	Tot							
04	Chimezie Metu	5-7	0-0	1-2	2	5	7	5	11	2	4	1	1	27
00	Shaquan Aaron	0-8	0-5	0-2	1	0	1	2	0	0	0	0	0	18
11	Jordan McLaughlin	9-22	1-5	3-3	2	5	7	1	22	5	0	0	2	43
22	De'Anthony Melton	6-12	1-1	3-4	2	6	8	3	16	2	2	1	1	39
30	Elijah Stewart	4-10	1-4	1-3	2	2	4	4	10	1	0	1	1	30
01	Charles Buggs	1-1	0-0	1-1	0	1	1	1	3	0	0	0	0	4
02	Jonah Mathews	9-17	5-8	3-4	2	3	5	3	26	2	2	0	6	39
03	Harrison Henderson	0-2	0-0	2-2	0	2	2	0	2	0	0	0	0	3
31	Nick Rakocevic	2-2	0-0	0-0	2	3	5	3	4	4	1	1	1	22
	Team				2	3	5							
Totals		36-81	8-23	14-21	15	30	45	22	94	16	9	4	12	225

FG % 1st Half: 17-34 50.0% 2nd half: 15-39 38.5% OT: 4-8 50.0% Game: 36-81 44.4% Deadball Rebounds
3FG % 1st Half: 5-9 55.6% 2nd half: 2-11 18.2% OT: 1-3 33.3% Game: 8-23 34.8%
FT % 1st Half: 11-12 91.7% 2nd half: 3-8 37.5% OT: 0-1 0.0% Game: 14-21 66.7%

Wyoming Cowboys 92 • 10-3

#	Player	Total			Rebounds			PF	TP	A	TO	Blk	Stl	Min
		FG-FGA	3-Ptr	FT-FTA	Off	Def	Tot							
05	Herdndon, Alan	2-4	0-2	0-0	2	1	3	1	4	0	0	1	1	35
33	NAUGHTON, Jordan	2-4	0-0	4-6	5	5	10	2	8	0	1	0	0	16
11	LIEBERMAN, Jeremy	2-7	1-6	0-0	0	2	2	1	5	1	2	1	1	22
23	MCMANAMEN, Jason	8-17	1-2	0-0	3	3	6	4	23	5	2	0	0	41
24	ADAMS, Louis	1-9	0-2	6-6	0	3	3	3	8	3	1	0	0	23
01	JAMES, Justin	7-15	3-4	6-6	3	2	5	2	23	2	4	0	2	34
02	MOEMEKA, Andrew	0-0	0-0	0-0	0	0	0	1	0	0	0	0	0	2
03	AKA GORSKI, Alexander	1-5	1-5	0-0	1	4	5	2	3	0	3	0	0	12
20	DALTON, Hayden	6-12	2-5	4-4	5	13	18	1	18	6	4	2	0	37
25	MARSHALL, Morris	0-0	0-0	0-0	0	1	1	0	0	0	0	0	0	3
	Team				1	1	2							
Totals		29-73	13-38	21-24	17	35	52	17	92	17	17	4	4	225

FG % 1st Half: 14-31 45.2% 2nd half: 13-34 38.2% OT: 2-8 25.0% Game: 29-73 39.7% Deadball Rebounds
3FG % 1st Half: 8-16 50.0% 2nd half: 5-17 29.4% OT: 0-5 0.0% Game: 13-38 34.2%
FT % 1st Half: 8-10 80.0% 2nd half: 10-10 100.0% OT: 3-4 75.0% Game: 21-24 87.5%

Officials: Tom O'Neill, Kerry Sutton, Zelton Steed
Technical fouls: USC-None. Wyoming Cowboys-None.
Attendance: 2270

Score by periods	1st	2nd	OT	Total
USC	50	35	9	94
Wyoming Cowboys	44	41	7	92

	In	Off	2nd	Fast	Bench
Points USC	50	23	15	14	35
Points WY	28	9	12	0	44

Last FG - USC OT-00:03, WY OT-02:17.
Largest lead - USC by 9 1st-02:39, WY by 9 1st-15:43.
USC led for 20:17. WY led for 19:53. Game was tied for 04:50.

Score tied - 9 times.
Lead changed - 12 times.

Game 15: Wyoming 75 at UNLV 81

Official Basketball Box Score - Game Totals - Final Statistics

Wyoming Cowboys vs UNLV

12/31/16 1:00 PM at Tarkenton Court, Thomas & Mack Center

Wyoming Cowboys 75 • 11-4, 1-1 MW

#	Player	Total			Rebounds			PF	TP	A	TO	Blk	Stl	Min
		FG-FGA	3-Ptr	FT-FTA	Off	Def	Tot							
05	Herdndon, Alan	5-11	0-5	2-2	0	7	7	4	12	2	2	4	2	35
33	NAUGHTON, Jordan	2-3	0-0	1-4	0	1	1	1	5	0	0	0	1	14
03	AKA GORSKI, Alexander	5-11	2-6	0-1	0	2	2	3	12	0	1	0	0	30
11	LIEBERMAN, Jeremy	3-5	1-1	2-2	0	3	3	2	9	4	5	0	3	31
23	MCMANAMEN, Jason	1-7	0-5	2-4	4	4	4	4	4	4	1	0	0	32
01	JAMES, Justin	4-8	0-2	9-11	2	5	7	4	17	1	2	0	1	25
02	MOEMEKA, Andrew	0-0	0-0	0-0	1	1	2	1	0	0	1	0	0	3
10	KELLEY, Cody	0-1	0-0	0-0	0	1	1	2	0	0	0	0	0	1
20	DALTON, Hayden	7-14	2-7	0-1	1	8	9	3	16	2	4	1	0	29
	Team				1	3	4							
Totals		27-60	5-26	16-25	5	35	40	24	75	13	16	5	7	200

FG % 1st Half: 12-34 35.3% 2nd half: 15-26 57.7% Game: 27-60 45.0% Deadball Rebounds
3FG % 1st Half: 3-15 20.0% 2nd half: 2-11 18.2% Game: 5-26 19.2%
FT % 1st Half: 9-11 81.8% 2nd half: 7-14 50.0% Game: 16-25 64.0%

UNLV 81 • 8-7, 1-1 MW

#	Player	Total			Rebounds			PF	TP	A	TO	Blk	Stl	Min
		FG-FGA	3-Ptr	FT-FTA	Off	Def	Tot							
03	GREEN, Tyrell	4-17	2-8	4-5	1	5	6	3	14	1	2	0	2	36
20	JONES, Christian	5-10	0-0	5-7	3	7	10	3	15	0	1	0	1	31
01	CLYBURN, Kris	3-10	1-4	0-1	4	9	13	4	7	3	2	0	0	29
02	OFOEGBU, Uche	4-8	2-5	2-2	1	4	5	1	12	0	0	0	0	20
05	POYSER, Jalen	3-9	1-2	7-7	1	3	4	2	14	3	4	0	1	31
10	MORGAN, Zion	0-0	0-0	0-0	0	0	0	0	0	0	0	0	0	1
11	DEMBELE, Cheickna	0-0	0-0	0-0	0	2	2	4	0	0	1	0	0	10
30	MOORING, Jovan	5-9	1-3	6-8	0	3	3	1	17	7	1	0	3	31
31	BAXTER JR, Troy	1-1	0-0	0-0	0	0	0	4	2	1	2	0	0	11
	Team				0	1	1							
Totals		25-64	7-22	24-30	10	34	44	22	81	15	13	1	7	200

FG % 1st Half: 14-32 43.8% 2nd half: 11-32 34.4% Game: 25-64 39.1% Deadball Rebounds
3FG % 1st Half: 6-12 50.0% 2nd half: 1-10 10.0% Game: 7-22 31.8%
FT % 1st Half: 8-12 66.7% 2nd half: 16-18 88.9% Game: 24-30 80.0%

Officials: Verne Harris, Mike Reed, Eric Curry
Technical fouls: Wyoming Cowboys-None. UNLV-None.
Attendance: 9352

Score by periods	1st	2nd	Total
Wyoming Cowboys	36	39	75
UNLV	42	39	81

	In	Off	2nd	Fast	Bench
Points WY	40	13	2	9	33
Points UNLV	32	15	7	6	19

Last FG - WY 2nd-00:13, UNLV 2nd-01:45.
Largest lead - WY by 2 1st-15:52, UNLV by 11 1st-09:10.
WY led for 03:13. UNLV led for 33:14. Game was tied for 03:33.

Score tied - 6 times.
Lead changed - 8 times.

Game 14: Air Force 72 at Wyoming 84

Official Basketball Box Score - Game Totals - Final Statistics

Air Force vs Wyoming Cowboys

12/28/16 7:05 pm at Laramie, Wyo. (Arena-Auditorium)

Air Force 72 • 7-7, 0-1 MW

#	Player	Total			Rebounds			PF	TP	A	TO	Blk	Stl	Min
		FG-FGA	3-Ptr	FT-FTA	Off	Def	Tot							
02	SIPLES, CJ	0-5	0-2	0-0	0	1	1	1	0	0	1	1	1	20
05	KOCUR, Zach	2-8	2-5	1-2	1	2	3	1	7	4	1	0	1	20
15	VAN, Jacob	3-6	0-0	2-2	1	5	6	0	8	1	4	0	1	22
33	TOOHEY, Frank	4-14	0-2	3-5	5	2	7	1	11	0	2	0	1	23
35	GRAHAM, Hayden	1-7	0-2	0-0	0	1	1	3	2	0	1	0	0	17
00	MORRIS, Caleb	1-5	1-3	0-0	0	1	1	0	3	2	1	0	0	12
01	NORMAN, Dane	3-5	2-2	0-0	2	5	7	4	8	0	1	0	0	16
03	TOMES, Sid	0-1	0-0	2-2	0	2	2	1	2	1	0	0	0	8
12	SCOTTIE, Lavelle	2-6	0-3	0-0	0	4	4	1	4	0	0	0	1	14
13	BROWN, LaSean	1-1	0-0	0-0	0	0	0	0	2	0	0	0	0	2
20	LYONS, Trevor	3-3	0-0	3-4	1	3	4	5	9	2	1	0	2	21
22	LOUDER, Pervis	2-2	0-0	2-2	0	0	0	0	6	3	0	0	1	7
25	BROEKHUIS, Kyle	0-1	0-0	0-0	0	0	0	0	0	0	0	0	0	3
30	DEWANE, Jonathan	0-1	0-0	0-0	0	1	1	1	0	0	0	0	0	3
32	MANNING, Ryan	4-8	2-3	0-0	2	2	4	4	10	0	1	0	1	12
	Team				4	4	4							
Totals		26-73	7-22	13-17	16	29	45	22	72	13	13	1	9	200

FG % 1st Half: 10-38 26.3% 2nd half: 16-35 45.7% Game: 26-73 35.6% Deadball Rebounds
3FG % 1st Half: 2-12 16.7% 2nd half: 5-10 50.0% Game: 7-22 31.8%
FT % 1st Half: 4-5 80.0% 2nd half: 9-12 75.0% Game: 13-17 76.5%

Wyoming Cowboys 84 • 11-3, 1-0 MW

2016-17 WYOMING GAME NOTES

Game-by-Game Box Scores

Game 17: Utah State 87 at Wyoming 95



Official Basketball Box Score - Game Totals - Final Statistics
Utah State vs Wyoming Cowboys
 01/11/17 7:05 pm at Laramie, Wyo. (Arena-Auditorium)



Utah State 87 • 8-8, 2-3 MW

#	Player	Total			3-Ptr			Rebounds			PF	TP	A	TO	Blk	Stl	Min
		FG-FGA	FG-FGA	FT-FTA	FG-FGA	FG-FGA	FT-FTA	Off	Def	Tot							
11	DARGENTON, Alexis	f	4-7	1-2	0-1	1	3	4	4	9	2	1	0	0	0	17	
14	MOORE, Jalen	f	7-11	1-3	5-6	1	4	5	3	20	1	4	0	1	1	39	
15	JANICEK, Norbert	f	2-3	0-0	3-4	0	0	0	1	7	0	1	0	0	0	17	
01	McEWEN, Koby	g	5-10	2-3	3-6	2	2	4	3	15	3	2	0	2	2	29	
03	MERRILL, Sam	g	5-10	2-6	2-2	0	2	2	4	14	2	1	0	0	0	18	
00	RECTOR, Shane	g	2-3	1-2	1-2	0	1	1	2	6	3	1	0	1	0	21	
05	PEARRE, Julion	g	1-3	0-2	1-2	0	2	2	2	3	0	1	0	1	0	16	
10	TAYLOR, Quinn	g	4-8	0-1	0-0	2	3	5	2	8	3	0	0	0	0	19	
13	BARNABA, Ngor	g	1-4	1-2	0-0	0	6	6	1	3	2	1	0	0	0	12	
24	BRITO, Diogo	g	1-4	0-2	0-1	1	1	2	0	2	0	0	0	1	1	12	
Team						3	1	4									
Totals			32-63	8-23	15-24	10	25	35	22	87	16	12	0	7	200		

FG % 1st Half: 15-31 48.4% 2nd half: 17-32 53.1% Game: 32-63 50.8%
 3FG % 1st Half: 5-13 38.5% 2nd half: 3-10 30.0% Game: 8-23 34.8%
 FT % 1st Half: 4-7 57.1% 2nd half: 11-17 64.7% Game: 15-24 62.5%

Wyoming Cowboys 95 • 12-5, 2-2 MW

#	Player	Total			3-Ptr			Rebounds			PF	TP	A	TO	Blk	Stl	Min
		FG-FGA	FG-FGA	FT-FTA	FG-FGA	FG-FGA	FT-FTA	Off	Def	Tot							
05	Herndon, Alan	f	5-12	3-6	2-2	0	10	10	3	15	1	2	4	0	0	36	
33	NAUGHTON, Jordan	f	3-5	0-0	1-2	1	1	2	4	7	1	0	1	0	11	33	
03	AKA GORSKI, Alexander	g	6-11	6-10	0-0	0	3	3	2	18	1	1	0	0	0	38	
10	KELLEY, Cody	g	4-6	0-1	2-3	2	2	4	3	10	6	1	0	2	21	21	
23	MCNAMENAMEN, Jason	g	2-7	1-5	6-7	0	1	1	4	11	3	3	0	0	0	30	
01	JAMES, Justin	g	2-8	1-2	4-8	2	3	5	2	9	1	1	0	2	21	21	
20	DALTON, Hayden	g	6-8	2-3	5-5	2	6	8	1	19	6	2	0	1	31	31	
21	BARNES, Jonathan	g	0-0	0-0	0-0	0	1	1	1	0	0	0	0	0	0	2	
24	ADAMS, Louis	g	2-3	0-1	2-2	1	1	2	2	6	0	1	0	0	0	10	
Team						0	0	0									
Totals			30-60	13-28	22-29	8	28	36	22	95	19	11	5	5	200		

FG % 1st Half: 20-33 60.6% 2nd half: 10-27 37.0% Game: 30-60 50.0%
 3FG % 1st Half: 5-13 38.5% 2nd half: 1-10 10.0% Game: 13-28 46.4%
 FT % 1st Half: 5-7 71.4% 2nd half: 17-22 77.3% Game: 22-29 75.9%

Officials: Verne Harris, David Hall, Rick Randall
 Technical fouls: Utah State-None. Wyoming Cowboys-MCMANAMEN, Jason.
 Attendance: 4547

Score by periods	1st	2nd	Total
Utah State	39	48	87
Wyoming Cowboys	57	38	95

Points	In	Off	2nd	Fast	Bench
USU	Paint	T/O	Chance	Break	
USU	38	14	13	4	22
WY	34	18	11	2	34

Last FG - USU 2nd-00:25, WY 2nd-01:09.
 Largest lead - USU by 11:12-17, WY by 22:25-46.
 USU led for 01:12. WY led for 38:04. Game was tied for 00:44.

Score tied - 0 times.
 Lead changed - 2 times.

Game 19: Wyoming 80 at San Jose State 70



Official Basketball Box Score - Game Totals - Final Statistics
Wyoming Cowboys vs San Jose State
 1/18/17 7:00 PM at San Jose, Calif. (The Event Center)



Wyoming Cowboys 80 • 13-6, 3-3 MW

#	Player	Total			3-Ptr			Rebounds			PF	TP	A	TO	Blk	Stl	Min
		FG-FGA	FG-FGA	FT-FTA	FG-FGA	FG-FGA	FT-FTA	Off	Def	Tot							
05	Herndon, Alan	f	2-7	0-1	2-3	2	4	6	2	6	0	1	1	1	0	33	
33	NAUGHTON, Jordan	f	7-9	0-0	1-2	2	3	5	3	15	0	1	0	0	0	20	
03	AKA GORSKI, Alexander	g	1-5	0-0	2-5	0	3	3	0	4	4	1	0	1	0	28	
11	LIEBERMAN, Jeremy	g	4-9	1-5	0-0	0	0	0	2	9	0	1	0	2	28	28	
23	MCNAMENAMEN, Jason	g	3-10	1-5	3-4	0	4	4	3	10	1	1	0	1	35	35	
01	JAMES, Justin	g	3-10	0-1	4-5	1	3	4	3	10	3	4	0	1	18	18	
02	MOEMEKA, Andrew	g	2-2	0-0	0-0	3	2	5	1	4	0	1	0	1	7	7	
10	KELLEY, Cody	g	0-1	0-0	0-0	0	0	0	0	1	0	1	0	1	6	6	
20	DALTON, Hayden	g	2-4	0-1	2-2	1	5	6	0	6	1	0	2	0	9	9	
24	ADAMS, Louis	g	6-8	1-2	1-2	0	1	1	1	14	0	1	0	0	13	13	
25	MARSHALL, Morris	g	1-2	0-0	0-0	1	0	1	1	2	0	0	0	0	3	3	
Team						5	1	6									
Totals			31-67	3-18	15-23	15	26	41	17	80	10	11	4	8	200		

FG % 1st Half: 20-41 48.8% 2nd half: 11-26 42.3% Game: 31-67 46.3%
 3FG % 1st Half: 2-11 18.2% 2nd half: 1-7 14.3% Game: 3-18 16.7%
 FT % 1st Half: 8-12 66.7% 2nd half: 7-11 63.6% Game: 15-23 65.2%

San Jose State 70 • 9-8, 2-4 MW

#	Player	Total			3-Ptr			Rebounds			PF	TP	A	TO	Blk	Stl	Min
		FG-FGA	FG-FGA	FT-FTA	FG-FGA	FG-FGA	FT-FTA	Off	Def	Tot							
15	CLARKE, Brandon	f	8-15	0-0	3-7	5	8	13	3	19	1	4	1	2	31	31	
32	WELAGE, Ryan	f	6-15	1-8	1-2	2	4	6	0	14	1	0	1	0	34	34	
33	SCHWARTZ, Cody	f	2-2	2-2	0-0	0	1	1	2	6	1	0	1	0	24	24	
02	WILLIAMS, JR. GARY	g	4-9	0-1	0-0	1	3	4	1	8	3	0	0	0	14	14	
21	JAMES, Jalen	g	1-6	0-3	0-1	0	1	1	0	2	2	3	0	0	19	19	
00	BROWN, Terrell	g	0-0	0-0	0-0	0	0	0	0	0	0	2	0	0	3	3	
04	MITCHELL, Brandon	g	1-5	0-1	0-0	1	0	1	3	2	0	0	1	1	7	7	
10	NICHOLS, Isaiah	g	3-3	0-0	3-4	0	0	0	3	9	1	2	0	0	17	17	
11	BOYCE, E.J.	g	2-5	1-4	3-3	0	3	3	2	8	2	1	0	1	32	32	
20	THORNTON, Isaac	g	0-0	0-0	0-0	0	3	3	4	0	2	5	0	2	12	12	
25	HILLSMAN, Jaycee	g	1-2	0-0	0-0	0	0	0	1	2	0	0	0	0	7	7	
Team						0	3	3									
Totals			28-62	4-19	10-17	9	26	35	19	70	13	17	4	6	200		

FG % 1st Half: 12-31 38.7% 2nd half: 16-31 51.6% Game: 28-62 45.2%
 3FG % 1st Half: 2-8 25.0% 2nd half: 2-11 18.2% Game: 4-19 21.1%
 FT % 1st Half: 5-8 62.5% 2nd half: 5-9 55.6% Game: 10-17 58.8%

Officials: John Higgins, Steve Olson, Randy Heimerman
 Technical fouls: Wyoming Cowboys-None. San Jose State-None.
 Attendance: 1468

Score by periods	1st	2nd	Total
Wyoming Cowboys	50	30	80
San Jose State	31	39	70

Points	In	Off	2nd	Fast	Bench
WY	Paint	T/O	Chance	Break	
WY	48	19	21	6	36
SJ	28	13	9	6	21

Last FG - WY 2nd-06:58, SJ 2nd-01:14.
 Largest lead - WY by 21 1st-00:34, SJ by 2 1st-19:49.
 WY led for 37:36, SJ led for 00:49. Game was tied for 01:35.

Score tied - 3 times.
 Lead changed - 1 time.

Game 18: Nevada 89 at Wyoming 74



Official Basketball Box Score - Game Totals - Final Statistics
Nevada vs Wyoming Cowboys
 01/14/17 4:02 pm at Laramie, Wyo. (Arena-Auditorium)



Nevada 89 • 15-3, 4-1 MW

#	Player	Total			3-Ptr			Rebounds			PF	TP	A	TO	Blk	Stl	Min
		FG-FGA	FG-FGA	FT-FTA	FG-FGA	FG-FGA	FT-FTA	Off	Def	Tot							
00	OLIVER, Cameron	f	6-13	0-3	1-1	2	14	16	5	13	1	6	2	2	34	34	
24	CAROLINE, Jordan	f	4-14	1-3	3-5	4	11	15	3	12	2	4	0	2	38	38	
01	MARSHALL, Marcus	g	8-15	2-6	14-15	1	1	2	2	32	4	2	0	0	40	40	
14	DREW, Lindsey	g	3-10	1-5	7-10	4	5	9	4	14	2	2	0	2	37	37	
15	FENNER, D.J.	g	4-8	1-2	6-6	0	2	2	3	15	2	1	1	0	29	29	
02	KING II, Leland	g	0-1	0-0	0-0	1	0	1	1	0	0	0	0	1	5	5	
04	RAMSEY, Devearl	g	1-3	1-2	0-0	0	1	1	3	3	0	0	0	0	13	13	
23	TOOLEY, Charlie	g	0-0	0-0	0-0	1	1	2	1	0	0	0	0	0	4	4	
34	CARLSON, John	g	0-0	0-0	0-0	0	0	0	1	0	0	0	0	0	0+	0+	
Team						0	1	1									
Totals			26-64	6-21	31-37	13	36	49	23	89	11	15	3	7	200		

FG % 1st Half: 15-42 35.7% 2nd half: 11-22 50.0% Game: 26-64 40.6%
 3FG % 1st Half: 5-13 38.5% 2nd half: 1-8 12.5% Game: 6-21 28.6%
 FT % 1st Half: 4-7 57.1% 2nd half: 27-30 90.0% Game: 31-37 83.8%

Wyoming Cowboys 74 • 12-6, 2-3 MW

#	Player	Total			3-Ptr			Rebounds			PF	TP	A	TO	Blk	Stl	Min
		FG-FGA	FG-FGA	FT-FTA	FG-FGA	FG-FGA	FT-FTA	Off	Def	Tot							
33	NAUGHTON, Jordan	f	2-3	0-0	0-0	0	1	1	2	4	0	0	1	0	0	14	
03	AKA GORSKI, Alexander	g	6-12	4-10	4-4	0	5	5	4	20	1	2	0	1	33	33	
05	Herndon, Alan	g	2-7	2-6	6-8	0	4	4	4	12	1	2	1	0	30	30	
11	LIEBERMAN, Jeremy	g	0-3	0-1													

2016-17 WYOMING GAME NOTES



Nyaires Redding
G, 6-2, 168, Jr.
Cleveland, Ohio



Justin James
G, 6-7, 187, So.
Port Saint Lucie, Fla.



Andrew Moemeka
F, 6-8, 217, RFr.
Lake City, Fla.



Alexander Aka Gorski
G, 6-5, 215, Jr.
Lund, Sweden



Alan Herndon
F, 6-9, 223, Jr.
Colorado Springs, Colo.



Cody Kelley
G, 5-11, 186, RFr.
Gillette, Wyo.



Jeremy Lieberman
G, 6-1, 172, Jr.
Calabasas, Calif.



Sam Averbeck
G, 6-4, 189, RFr.
Santa Rosa, Calif.



Austin Mueller
F, 6-6, 208, fr.
Highlands Ranch, Colo.



Brodricks Jones
F, 6-10, 205, So.
Los Angeles, Calif.




Hayden Dalton
F, 6-8, 186, Jr.
Parker, Colo.



Jonathan Barnes
F, 6-10, 246, Jr.
Parker, Colo.



Jason McManamen
G, 6-5, 197, Sr.
Torrington, Wyo.



Louis Adams
G, 6-4, 194, Jr.
Chicago, Ill.



Morris Marshall
G, 6-4, 190, Sr.
White Springs, Fla.



Jordan Naughton
F, 6-10, 235, So.
Rancho Cucamonga, Calif.



Allen Edwards
Head Coach
First Season