

# WYOMING



ANDREW WINGARD

CHASE ROULLIER

LUCAS WACHA

D.J. MAY

TANNER GENTRY

BRIAN HILL

2016 COWBOY FOOTBALL



[gowyo.com](http://gowyo.com)





**MICK & SUSIE McMURRY**

# HIGH ALTITUDE PERFORMANCE CENTER

*An Artist's Rendering of the  
New High Altitude Performance Center*



Construction of Wyoming's new \$44 million state-of-the-art Mick and Susie McMurry High Altitude Performance Center is expected to begin later in 2016. The new facility will be located at the north end of War Memorial Stadium. It will expand the current Rochelle Athletics Center to more than twice its original size. Contained in the new facility will be: an expanded academic center, sports medicine area, new weight room, new football locker room, a theatre-style squad room, renovated and new football meeting rooms and a training table to help meet the nutritional needs of all UW student-athletes. The project is being funded by \$24 million in private donations and a \$20 million state of Wyoming matching program. The matching program was established by Governor Matt Mead and the Wyoming State Legislature.



## **Wildcatter Stadium Club & Suites (Fall 2010)**

The Wildcatter Stadium Club & Suites opened in 2010, with 12 suites and 256 club seats.



## **New FieldTurf Surface Installed at Jonah Field (Summer 2013)**

The most recent addition to Wyoming's football facilities was the installation of a new FieldTurf playing surface on Jonah Field in the summer of 2013.



## **Indoor Practice Facility (Fall 2007)**

Wyoming's \$11 Million Indoor Practice Facility opened in the fall of 2007. It contains a full-size, 100-yard football field and over 80,000 square feet of practice area.



## **Rochelle Athletics Center (Summer 2001)**

The \$9.4 Million Curtis and Marian Rochelle Athletics Center opened in the summer of 2001. The RAC includes a weight room, academic center, sports-medicine center, football coaches' offices and the Cowboy Football locker room.



**WE ARE WYO**



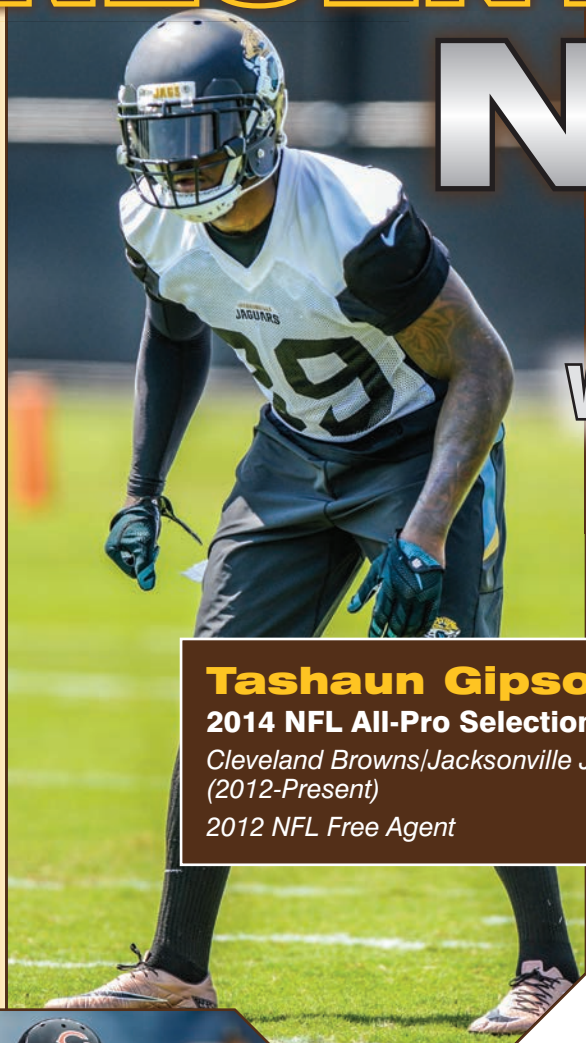


# NFL

# COWBOYS

## WYOMING COWBOYS ENJOY SUCCESS IN THE NFL

Since 2010, former Wyoming Cowboys have enjoyed success in the NFL. At least one former Cowboy has made an NFL roster each year since 2010.



### **Tashaun Gipson, FS**

**2014 NFL All-Pro Selection**

*Cleveland Browns/Jacksonville Jaguars  
(2012-Present)*

*2012 NFL Free Agent*

**Mitch Unrein** (2010 free agent)  
**Chris Prosinski** (2011 draft pick)  
**Tashaun Gipson** (2012 free agent)  
**Mike Purcell** (2013 free agent)  
**Robert Herron** (2014 draft pick)  
**Marqueston Huff** (2014 draft pick)  
**Mark Nzeocha** (2015 draft pick)  
**Eddie Yarbrough** (2016 free agent)  
have all earned spots on NFL rosters.

### **Mitch Unrein, DT**

*Houston Texans/Denver Broncos/  
San Diego Chargers/Chicago Bears  
(2010-Present)*

*2010 NFL Free Agent*

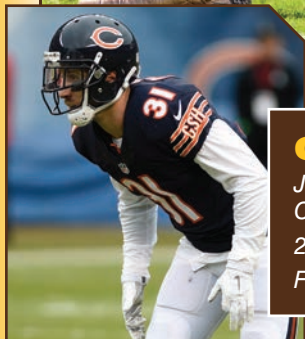


### **Chris Prosinski, DB**

*Jacksonville Jaguars/Philadelphia Eagles/  
Chicago Bears (2011-Present)*

*2011 NFL Draft*

*Fourth Round, 24th Pick*



### **Mike Purcell, NT**

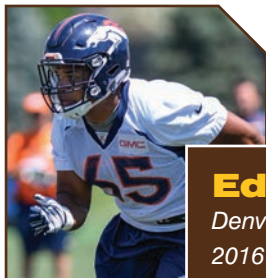
*San Francisco 49ers (2013-Present)*

*2013 NFL Free Agent*

### **Eddie Yarbrough, DE**

*Denver Broncos (2016-Present)*

*2016 NFL Free Agent*



### **Marqueston Huff, DB**

*Tennessee Titans (2014-Present)*

*2014 NFL Draft*

*Fourth Round, 22nd Pick*



### **Mark Nzeocha, LB**

*Dallas Cowboys (2015-Present)*

*2015 NFL Draft*

*Seventh Round, 19th Pick*





# EXCELLENCE PRIDE TRADITION

# 2016

# WYOMING FOOTBALL

## 2016 University of Wyoming Football Schedule

<u>Date</u>	<u>Opponent (Special Events)</u>	<u>Time (M.T.)</u>	<u>Television</u>
Sat., Sept. 3	<b>NORTHERN ILLINOIS</b>	8:30 p.m.	CBSSN
Sat., Sept. 10	at Nebraska	10:00 a.m.	ESPN2
Sat., Sept. 17	<b>UC DAVIS</b>	2:00 p.m.	TBA
Fri., Sept. 23	at Eastern Michigan	5:30 p.m.	CBSSN
Sat., Oct. 1	at Colorado State*	TBA	ESPN Networks
Sat., Oct. 8	<b>AIR FORCE* (Homecoming)</b>	1:30 p.m.	ROOT SPORTS
Sat., Oct. 22	at Nevada*	TBA	ESPN Networks
Sat., Oct. 29	<b>BOISE STATE*</b>	5:00 p.m.	CBSSN
Sat., Nov. 5	<b>UTAH STATE*</b>	TBA	ESPN Networks
Sat., Nov. 12	at UNLV*	1 or 1:30 p.m.	ROOT SPORTS
Sat., Nov. 19	<b>SAN DIEGO STATE*</b>	1:30 p.m.	CBSSN
Sat., Nov. 26	at New Mexico*	TBA	ESPN Networks
Sat., Dec. 3	Mountain West Championship+	5:30 or 5:45	ESPN or ESPN2

**BOLD AND CAPS Indicate Home games**

All times listed are Mountain Time

Additional game times and televising networks will be announced at future dates.

\*Indicates Mountain West Conference games

+The Mountain West Football Championship Game will be played at the home stadium of the divisional champion with the highest national ranking.

## University of Wyoming Future Football Schedules

<b>2017</b>		<b>2020</b>	
<u>Date</u>	<u>Opponent</u>	<u>Date</u>	<u>Opponent</u>
Sept. 2	at Iowa	Sept. 5	<b>WEBER STATE</b>
Sept. 9	<b>GARDNER WEBB</b>	Sept. 12	at Texas Tech
Sept. 16	<b>OREGON</b>	<b>2021</b>	
Sept. 30	<b>TEXAS STATE</b>	<u>Date</u>	<u>Opponent</u>
<b>2018</b>		Sept. 11	at Northern Illinois
<u>Date</u>	<u>Opponent</u>	Sept. 25	at Clemson
Sept. 1	<b>WASHINGTON STATE</b>	<b>2022</b>	
Sept. 8	at Missouri	<u>Date</u>	<u>Opponent</u>
Sept. 15	at Idaho	Sept. 3	<b>TULSA</b>
Sept. 22	<b>WOFFORD</b>	Sept. 17	at Illinois
<b>2019</b>		<b>All Wyoming Home games are in CAPS and bold.</b>	
<u>Date</u>	<u>Opponent</u>		
Aug. 31	<b>MISSOURI</b>		
Sept. 7	at Texas State		
Sept. 14	<b>IDAHO</b>		
Sept. 21	at Tulsa		

## Credits

**Publishing Credit:** Many thanks go out to all the outstanding people at Modern Printing Company of Laramie, Wyo., for their hard work and dedication in publishing this year's information on University of Wyoming Football. We are grateful for the pride you take in producing this publication.

**Design Credit:** Hugh West of Modern Printing Company of Laramie designed both the covers and editorial pages for this year's Wyoming Football publication. It is always a pleasure to work with you, Hugh. We can't thank you enough for your creativity and the extra time and effort you put into making this publication the best it can be.

**Photography Credits:** To our outstanding colleagues at UW Photo Service -- Ted Brummond and Kyle Spradley -- you always go the extra mile in meeting our needs. We also want to extend our sincere thanks to Troy Babbitt, Paul Kanaly, Marty Altenbern, J.B. Gallegos of the New Mexico Bowl, and Adam Herrera of the UW Foundation for their beautiful photographic contributions to this year's publication.

**Content Credits:** The 2016 University of Wyoming Football media guide was produced by the University of Wyoming Athletics Media Relations Office. It was edited by Tim Harkins, Associate Athletics Director for Media Relations and Nick Seeman, Assistant Media Relations Director. Many thanks also to Diane Dodson, Media Relations Office Manager, for her contributions to this year's guide.

## TABLE OF CONTENTS

**The Wyoming Way** ..... 1-56

### 2016 Season Outlook

Season Outlook.....	58-59
Cowboys by Position .....	60-63
Depth Chart .....	64-65
2016 Rosters.....	66-69
Personnel Picture .....	70-75
Following the Cowboys.....	76

### Cowboy Coaches

Head Coach Craig Bohl .....	78-81
Assistant Coaches.....	82-90
Strength Coach .....	91
Administrative Staff .....	92-94
Support Staff.....	95
Graduate Assistants .....	96
Cowboy Coaches Records .....	97

### The Cowboys

Biographical Sketches .....	99-154
-----------------------------	--------

### The Opponents

The Opponents.....	156-158
Series Records .....	159-172

### 2015 Season in Review

2015 Statistics .....	174-182
Game-by-Game .....	183-188

### Records & History

UW's NCAA Records .....	190-191
Top 10 All-Time .....	192-201
Year-by-Year Leaders.....	202-205
Team Records.....	206
All-Time Scores .....	207-213
Larry Birleffi Press Box.....	213
Conference Standings .....	214-219
UW All-Time Assistant Coaches ..	220
All-Time Lettermen .....	221-224
Pokes in the Pros .....	225-226
Award Winners .....	227-228
Hall of Fame Inductees .....	229-230

### Mountain West

MW Commissioner & Staff .....	232
All-Conference.....	233
Academic All-Conference .....	234

### UW Administration

Administration and Staff.....	238-241
Mission Statement.....	242



## WYOMING FAST FACTS

## GENERAL INFORMATION

<b>Location:</b>	Laramie, Wyo.
<b>Founded:</b>	1886
<b>Enrollment:</b>	13,551
<b>President:</b>	Dr. Laurie Nichols
<b>Athletics Director:</b>	Tom Burman
<b>Colors:</b>	Brown & Gold
<b>Nickname:</b>	Cowboys, Pokes
<b>Conference:</b>	Mountain West
<b>Stadium:</b>	Jonah Field at War Memorial Stadium
<b>Capacity:</b>	29,181
<b>Surface:</b>	FieldTurf Revolution

## FOOTBALL HISTORY

*The 2016 season will mark the 120th season of Wyoming Football.*

## Wyoming All-Time Football Record

512-556-28 (.480) -- 1,096 Total Games

## Wyoming All-Time Home Football Record

303-194-18 (.606) -- 515 Home Games

## Wyoming All-Time Road Football Record

202-353-10 (.366) -- 565 Road Games

## Wyoming Neutral-Site Football Record

7-9-0 (.438) -- 16 Neutral-Site Games

## 2016 TEAM INFORMATION

<b>Offensive Scheme:</b>	Pro-Style, West Coast
<b>Defensive Scheme:</b>	Tampa 2 (4-3)
<b>Starters Returning:</b>	<b>18 Total</b> (9 Offense, 8 Defense, 1 Special Teams)
<b>Starters Lost:</b>	<b>6 Total</b> (2 Offense, 3 Defense, 1 Special Teams)
<b>Lettermen Returning:</b>	<b>45 Total</b> (22 Offense, 20 Defense, 3 Special Teams)
<b>Lettermen Lost:</b>	<b>19 Total</b> (10 Offense, 8 Defense, 1 Special Teams)
<b>Other Returners:</b>	<b>25 Total</b> (14 Offense, 11 Defense, 0 Special Teams)
<b>2016 Signings:</b>	<b>24 Total</b> (10 Offense, 13 Defense, 1 Special Teams)

## 2016 COACHING STAFF

<b>Head Coach:</b>	Craig Bohl (Nebraska '82)
<b>Overall Record:</b>	110-50 (.688)
<b>Record at Wyoming:</b>	6-18 (.250)

## Offensive Coaching Staff

**Offensive Coordinator/Quarterbacks**  
Brent Vigen (North Dakota State '98)

**Running Backs/Fullbacks**  
Mike Bath (Miami of Ohio '01)

**Offensive Line**  
Scott Fuchs (North Dakota State '95)

**Wide Receivers**  
Mike Grant (Nebraska '93)

## Defensive Coaching Staff

**Defensive Coordinator/Linebackers**  
Steve Stanard (Nebraska '89)

**Defensive Ends/Special Teams Coordinator**  
AJ Cooper (North Dakota State '06)

**Defensive Tackles**  
Pete Kaligis (Washington '94)

**Defensive Pass Game Coordinator/Secondary**  
Curt Mallory (Michigan '92)

**Cornerbacks**  
John Richardson (North Dakota St. '10)

## Administrative Staff

**Director of Sports Performance**  
Russell Dennison (Oklahoma '06)

**Director of Recruiting**  
Gordie Haug (Bemidji State '09)

**Director of Football Operations**  
Brent Vernon (Missouri '08)

**Director of Player Personnel**  
Matt Gaynor (Metro State '12)

## The Cowboy Sports Network



Dave Walsh



Kevin McKinney

## Hall of Fame Announcers Dave Walsh and Kevin McKinney to Call Games Again in 2016

All Wyoming Cowboy Football games may be heard live on the affiliate radio stations of the Cowboy Sports Network throughout the states of Wyoming, Colorado and South Dakota. The flagship station for the network is KFBC 1240 AM in Cheyenne, Wyo.

Each Wyoming Football game is also broadcast on the official University of Wyoming athletics website: [www.gowyo.com](http://www.gowyo.com).

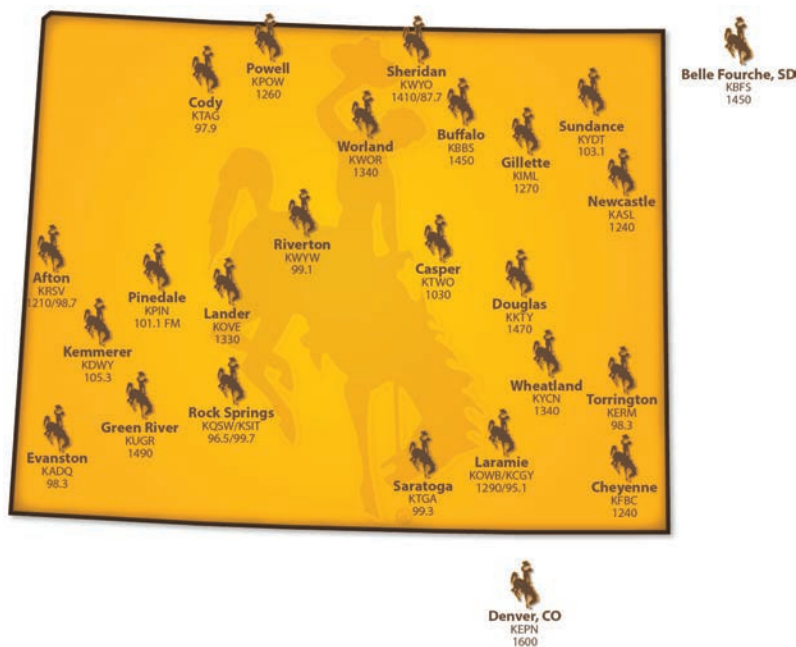
Dave Walsh will be calling Cowboy games for his 33rd season in 2016. He will be joined by longtime Cowboy color analyst Kevin McKinney, who will be adding color commentary on Wyoming Football games for the 19th consecutive season. McKinney will be entering his 44th year as color analyst on Cowboy Basketball broadcasts in 2016-17.

Walsh and McKinney were inducted together into the Wyoming Association of Broadcasters (WAB) Hall of Fame in the summer of 2015. McKinney was inducted into the UW Athletics Hall of Fame in the fall 2013, and Walsh will be inducted in the fall of 2016.

A native of San Diego, Calif., Walsh received his degree in radio and television in 1975 from San Diego State. He was the sports director at KVOC Radio in Casper, Wyo., prior to joining the Cowboys. He is a nine-time Wyoming Sportscaster of the Year as selected by his peers of the National Association of Sportswriters and Sportscasters.

McKinney, a Cheyenne native and University of Wyoming graduate, has also been honored during his distinguished career as a Wyoming Sportscaster of the Year. McKinney serves as the Senior Associate Athletics Director for External Affairs at UW.

## 2016 COWBOY SPORTS NETWORK AFFILIATES



## UNIVERSITY OF WYOMING SPORTS PROPERTIES

Brad Poe  
General Manager

University of Wyoming Sports Properties (UWSP) is the multimedia rights holder and sports marketing arm for University of Wyoming Athletics. In addition to managing the statewide radio broadcast programming for UW Athletics, UWSP offers corporate customers a multitude of marketing and media sponsorship opportunities that include: television advertising, venue signage, event sponsorship, gameday promotions, video board features, hospitality, overall marketing partnerships and marketing opportunities on the UW official athletics website: [www.gowyo.com](http://www.gowyo.com).

Brad Poe, serves as General Manager of University of Wyoming Sports Properties. UWSP is a property of Learfield Sports, which manages multimedia rights for nearly 100 collegiate institutions and associations.

Dallas-based Learfield Sports also secures marketing partnerships and provides exclusive sports programming to approximately 1,200 radio stations throughout the country.

Learfield Sports is an operating unit of Jefferson City, Mo., based Learfield Communications, Inc. To learn more about the company and its collegiate portfolio, visit [www.learfieldsports.com](http://www.learfieldsports.com).

Brett Brown  
Senior Manager of  
Business DevelopmentJared Woodcox  
Manager of Business  
Development



## YOUR HOSTS

**Tim Harkins**

**Associate Athletics  
Director**  
(Football Contact)

Cell Phone:  
(307) 760-7847  
tharkins@uwyo.edu

**Amy Dambro**

**Director of  
Media Relations**

Cell Phone:  
(307) 760-1736  
montross@uwyo.edu

**Nick Seeman**

**Assistant Media  
Relations Director**  
(Secondary Football  
Contact)

Cell Phone:  
(612) 741-0550  
nseeman@uwyo.edu

**Diane Dodson**

**Office Manager**

wyosid@uwyo.edu

**Lincoln Mansch**

**Assistant Media  
Relations Director**

Cell Phone:  
(406) 396-7381  
lmansch@uwyo.edu

**Media Relations Office**

**Phone:** (307) 766-2256  
**Press Box Phone:** (307) 766-2222  
**Fax Number:** (307) 766-2346  
**Press Box Fax:** (307) 766-4921

**Media Relations Mailing Address:**  
University of Wyoming Athletics  
Dept. 3414, 1000 E. University Ave.  
Laramie, WY 82071

**Media Relations Shipping Address:**  
University of Wyoming Athletics  
16th & Gibbon Streets  
Laramie, WY 82071

**Kyle Charles** — Graduate Assistant

**Nate Lake** — Graduate Assistant

**Sources of  
Information for Media**

Information on University of Wyoming Football is available through the following sources. We at the Wyoming Media Relations Office hope you continue to consider our staff as your primary source for information. Call us anytime at (307) 766-2256 or on our cell phones: Harkins (307) 760-7847 and Seeman (612) 741-0550.

**1. Official Website**

University of Wyoming Athletics may be accessed on the web at the following address:  
**www.gowyo.com**

**2. Email Addresses**

You can e-mail the Wyoming Media Relations Office at:  
wyosid@uwyo.edu  
tharkins@uwyo.edu  
nseeman@uwyo.edu

**3. Audio and Video at www.gowyo.com**

Live radio broadcasts of the Wyoming Cowboys, as well as video features are available over the internet by going to the official University of Wyoming Athletics website at: **www.gowyo.com**

Cowboy Football and Basketball broadcasts, as well as Cowgirl Basketball broadcasts can all be heard there.

**4. Social Media**

Follow Us on Twitter  
twitter.com @wyoathletics



Follow Us on Facebook  
facebook.com/wyoathletics

**UNIVERSITY OF WYOMING PRIMARY MEDIA OUTLETS****NEWSPAPERS****LARAMIE DAILY BOOMERANG**

314 S. 4th Street, Laramie, WY 82070  
Scott Nulph, Sports Editor  
David Watson, Sports Writer  
Phone: (307) 742-2176  
Fax: (307) 721-2973

**CASPER STAR-TRIBUNE**

P.O. Box 80, Casper, WY 82602  
Jack Nowlin, Sports Editor  
Brandon Foster, Sports Writer  
Phone: (307) 266-0573 or (800) 442-6916  
Fax: (307) 266-0568

**WYOMING TRIBUNE-EAGLE**

702 W. Lincolnway, Cheyenne, WY 82001  
Robert Gagliardi, Senior Sports Editor  
Jeremiah Johnke, Asst. Sports Editor  
Phone: (307) 634-3361  
Fax: (307) 778-7163

**THE BRANDING IRON (Student Newspaper)**

Dept. 3625, 1000 E. University Ave., Laramie, WY 82071  
Sports Editor:  
Phone: (307) 766-3856  
Fax: (307) 766-4027  
Email: bi@uwyo.edu

**collegepressbox.com**

SINCE 2005 EVERYTHING BUT THE PRE-GAME MEAL

Collegepressbox.com is the official media website for Division I football. Access and download weekly game notes, quotes, statistics, media guides, headshots, logos and more for each conference and its member schools. Login information will be distributed to accredited media or you can apply for a password by sending an e-mail to password@collegepressbox.com.

**TELEVISION****KGWN-TV (CBS)**

2923 E. Lincolnway, Cheyenne, WY 82001  
Kevin Keane, Sports Director  
Danielle Alvari, Sports Anchor  
Phone: (307) 634-7755 or (307) 637-5656  
Fax: (307) 638-0182  
Email: kevin.keane@kgwn.tv

**KTWO-TV (ABC)**

1856 Skyview Drive, Casper, WY 82601  
Andrew Haubner, Sports Anchor  
Megan Salle, Sports Anchor  
Phone: (307) 237-3711  
Fax: (307) 234-9866  
Email: ahaubner@k2tv.com

**KCWY-TV (NBC)**

141 Progress Circle, P.O. Box 1540, Mills, WY 82644  
Taylor McGregor, Sports Anchor  
Mandy Knight, Sports Anchor  
Phone: (307) 577-0013  
Fax: (307) 235-9037  
Email: tmcgregor@kcwy13.com

**WIRE SERVICES****Associated Press**

320 W. 25th St., Suite 310, Cheyenne, WY 82001  
Mead Gruver, News Correspondent  
Ben Neary, News Correspondent  
Bob Moen, News Correspondent  
Phone: (800) 442-2451 or (307) 632-9351  
Fax: (307) 637-8538  
Email: apcheyyenne@ap.org  
mgruver@ap.org  
bneary@ap.org  
bmoen@ap.org

**RADIO****KFBC 1240 AM****(Flagship Station for Cowboy Sports Network)**

1806 Capitol Ave., Cheyenne, WY 82001  
Dave Montgomery, Owner/General Manager  
Keith Kelley, Sports Director  
Reece Monaco, News Director  
Phone: (307) 634-4461  
Fax: (307) 632-8586  
Email: sports@kfbcradio.com

**KOWB 1290 AM**

P.O. Box 1290, Laramie, WY 82070  
David Settle, Sports Director  
Phone: (307) 745-4888  
Fax: (307) 742-4576  
Email: david.settle@townsquaremedia.com

**KTWO 1030 AM**

150 N. Nichols, Casper, WY 82601  
Bob Price, General Manager  
Phone: (307) 266-5252  
Fax: (307) 235-9143

**KUWR 91.9 FM/Wyoming Public Radio**

Dept. 3984, 1000 E. University Ave., Laramie, WY 82071  
Bob Beck, News Director  
Phone: (307) 766-4240 or 766-6626  
Fax: (307) 766-6184  
Email: btwo@uwyo.edu



**W**elcome to the University of Wyoming, and Cowboy Football. The information on these pages is presented to assist the working media in its coverage of the upcoming season. The Wyoming Media Relations Office will be available throughout the year to assist you.

### Credential Requests

Requests for press box and photo credentials should be directed to the University of Wyoming Media Relations Office. To ensure consideration, requests should be submitted on company letterhead — either by email, fax or mail — two weeks prior to the game. Requests made the week of the game will be handled as space allows. **No requests will be processed later than noon on the day prior to the game.** Credentials will either be mailed, or will be held at Will Call.

### Media Parking at Jonah Field at War Memorial Stadium

Wyoming's Jonah Field at War Memorial Stadium is located on the north side of Grand Ave. at the intersection of Grand and 22nd Street in Laramie, Wyo. Most media members will be assigned parking in the FA or S lots on the west side of War Memorial Stadium and the Arena-Auditorium. The FA or S lots may both be accessed by taking Willett Drive, which runs on the north side of War Memorial Stadium. On the west side of the Arena-Auditorium turn south off of Willett Drive into the FA or S parking lots.

### Media Facilities

The War Memorial Stadium Press Box facility is located on the top of the Stadium's West Stands. Working media are accommodated in the main "Larry Birleffi Media Area", while broadcast personnel are assigned booth space as available. The Press Box is accessible via an elevator, located in the southwest corner of War Memorial Stadium.

### Photographic Services

Photographers can either shoot from designated areas on the sidelines or from the camera deck that is located in front of the press box and is accessible from the main press area. Wireless internet access is available in the press box. There is also a room available to photographers during and after games on field level in the former Stadium Club room located underneath the southwest corner of War Memorial Stadium. Wireless internet and high speed data lines will also be available in this room.

### Media Services

Complete team and individual stats, running play-by-play and postgame coach and player quotes are provided for working media. A media folder including flip-card, updated statistics and game-day notes will be provided pregame. An internal public address is provided for updated information and notes throughout the game. A pregame meal is served through the first quarter, and coffee, soft drinks and snacks are available during and following the game. For radio, ISDN lines, as well as regular land lines are available. Ample phone lines and wireless internet are available in the press box.

### Ticket Information

Tickets to all University of Wyoming Athletics' events may be purchased through the UW Athletics Ticket Office. Tickets may be ordered over the phone by calling 307-766-7220, or online at [www.gowyo.com](http://www.gowyo.com), and go to the ticket links on the front page.

### Postgame Procedures

Members of the Media Relations staff will escort media representatives to the respective team interview areas with two minutes remaining in the game. Requested Cowboy players and Head Coach Craig Bohl will be escorted to the Rochelle Athletics Center (RAC) War Room following the 10-minute cooling off period. Opponent players and head coach will meet with media members in War Memorial Fieldhouse following the cooling off period.

### Practice

Media members are required to check with the Wyoming Media Relations Office prior to attending a practice session.

### Craig Bohl Press Conference and Interviews

Wyoming head coach Craig Bohl will be available on a weekly press conference each Monday during the season from Noon-12:30 p.m. The press conference will be held in the Rochelle Athletics Center. Bohl will also be available via teleconference during the press conference. Contact the UW Media Relations Office for details regarding the weekly press conference.

### Player and Assistant Coach Interviews

Wyoming football players and assistant coaches will be available to the media for individual interviews each Monday following Coach Bohl's press conference.

Media need to submit specific player and assistant coach interview requests to Tim Harkins of the UW Media Relations Office by phone or e-mail no later than 1 p.m. on Sundays for the Monday interviews.

It is requested that media conduct their interviews on Mondays. If there are student-athletes and assistant coaches unable to meet an interview request on Monday due to a scheduling conflict, those student-athletes and coaches will be made available Tuesday.

### Video Services

Media in need of assistance with video may contact the UW Athletics Media Relations Office.

### Media Teleconferences

A teleconference will be included as a part of Craig Bohl's Monday press conferences during the season, giving those media, unable to attend, an opportunity to phone in and ask questions of the Cowboy head coach.

For detailed information on teleconferences and how to connect to the calls, contact the UW Media Relations Office at (307) 766-2256

### Real Time Data Rights Policy

The acceptance of media credentials is an acknowledgment of the University of Wyoming's rights to the game and play-by-play coverage and your agreement to abide by any restrictions the University of Wyoming may place on real-time play-by-play coverage and use of comprehensive game statistics. Failure to abide by these restrictions implemented by the University of Wyoming may result in revocation of press credentials. The University of Wyoming reserves the right to grant approval for distribution of real time play-by-play, game-related statistics and information through the Internet.

### Media Relations Office

The Wyoming Media Relations Office is located at the north end of the Intercollegiate Athletics Building in the Fieldhouse North Addition. The office is located on the second floor, Room 206. The phone number is 307-766-2256.





# EXCELLENCE PRIDE TRADITION CRAIG BOHL

A BUILDER OF  
WINNING PROGRAMS



## Recognized as One of the Nation's Top Coaches

- Named the Eddie Robinson FCS National Coach of the Year in 2012 and '13, becoming the first coach to win the honor in consecutive seasons in the 27-year history of the award
- FCS National Coach of the Year in 2012 and '13 as selected by the American Football Coaches Association (AFCA)



## Has Built Consistent Winners

- North Dakota State posted a 43-2 (.956) record over Bohl's last three seasons
- NDSU won 76.5 percent of their games (104-32 record) in Bohl's 11 years as head coach
- NDSU became only the second team to win three consecutive FCS titles in NCAA history and was the first undefeated (15-0) FCS National Champion since 1996
- Against FBS teams the last four seasons, Bohl's Bison went 4-0, including a 24-21 road win over defending Big 12 Conference Champion Kansas State in 2013.



## Part of Five National Championships

- Won Three FCS National Championships at North Dakota State in 2011, '12 and '13
- Assistant Coach on two FBS National Championships at Nebraska in 1995 and '97



EXCELLENCE PRIDE TRADITION

# CHAMPIONSHIP COACHING STAFF



## Steve Stanard

**Defensive Coordinator/LBs**

- Two FCS National Championships
- Five bowl appearances as a coach
- Eight total postseason appearances as a coach
- Head-coaching experience at Nebraska Wesleyan



## Brent Vigen

**Offensive Coordinator/QBs**

- Three FCS National Championships
- Five total postseason appearances as a coach



## Mike Bath

**Running Backs/Fullbacks**

- One bowl appearance as a coach
- Head-coaching experience at Miami (Ohio)



## AJ Cooper

**Special Teams Coordinator/DEs**

- Three FCS National Championships
- Four total postseason appearances as a coach



## Scott Fuchs

**Offensive Line**

- Three FCS National Championships
- Ten total postseason appearances as a coach



## Mike Grant

**Wide Receivers**

- Two FBS National Championships
- Twelve bowl appearances as a coach, including four Orange Bowl appearances as a coach



## Pete Kaligis

**Defensive Tackles**

- Five bowl appearances as a coach
- Twelve total postseason appearances as a coach
- As a player, he was a starter on the 1991 University of Washington National Championship team



## Curt Mallory

**Defensive Pass Game Coordinator/Secondary**

- Seven bowl appearances as a coach
- Has coached in two Rose Bowls and one Sugar Bowl



## John Richardson

**Cornerbacks**

- Three FCS National Championships
- Four total postseason appearances as a coach



## Russell Dennison

**Director Strength and Conditioning**

- One appearance in the College Football Playoffs as a coach
- Six bowl appearances as a coach
- Two BCS National Championship Game appearances as a player



## Gordie Haug

**Director of Recruiting**

- Two FCS National Championships
- Two total postseason appearances as a coach



## Brent Vernon

**Director of Football Operations**

- Six bowl appearances as a coach or administrator
- Six total postseason appearances



The beautiful University of Wyoming campus, looking west, with the UW Athletics facilities in the foreground.

# UNIVERSITY OF WYOMING

If you are looking for a wonderful college environment, look no further than the University of Wyoming. From its' beautiful mountain setting in Laramie, to its wide range of academic offerings and its nationally-respected football program, UW offers a memorable college experience to its students.

UW provides an atmosphere that allows you to achieve both your academic and athletic goals.

The University was founded in 1886. It opened with one building, five professors, two tutors and 42 students. Programs of study included philosophy, arts, literature and science. We've come a long way since then.

Today, UW offers approximately 180 undergraduate, graduate and professional degree programs through the colleges of Agriculture, Arts and Sciences, Business, Education, Engineering, Health Sciences and Law, as well as through the Graduate School and the Outreach School, including the University of Wyoming/Casper College Center. This wide range of choices allows each student to explore many options to find his or her career niche. Another way we contribute to the success of our students is by offering a large number of courses each semester, making it possible for most to graduate in four years.



**The McMurry Family UW Legacy Hall  
in the Gateway Center**



**The Roy & Caryl Cline President's Room  
in the Gateway Center**



**The Marian H. Rochelle Gateway Center**

Opened in the fall of 2014, the Marian H. Rochelle Gateway Center was built to be a "Gateway" to the University of Wyoming. It houses the UW Foundation, Alumni Association, Admissions Office and Career Services Center. The Gateway Center serves as a fantastic recruiting tool for UW Athletics. The Cowboy Football team hosts recruiting functions in the Gateway Center, and the President's Room in the Gateway Center serves as the location for the Craig Bohl TV Show that airs on ROOT SPORTS Rocky Mountain during the football season.



# UNIVERSITY OF WYOMING

**The Jonah Bank Atrium** is the centerpiece of the beautiful new College of Business building. Wyoming's new College of Business building features a trading room, behavioral and multi-media laboratories, an executive boardroom, conference and seminar rooms and an auditorium. College of Business students benefit from the latest wired and wireless technologies, including high-definition playback and projection systems in each classroom, a video production and editing facility, video conferencing capabilities, financial data feeds and a stock ticker in the atrium.



**Wyoming's College of Business**  
Construction of the New College of Business Building was completed in the Fall of 2010



**The American Heritage Center,**  
Home to UW's Art Gallery and Archives



**The College of Health Sciences**

At UW, we encourage students to develop their full potential by becoming involved as active members of the university, local community and the world. Opportunities for involvement in some 200 recognized student organizations include student government, publications, the speech and debate team and religious and cultural organizations. Many of our students also take advantage of exceptional international opportunities to become part of the world community through Study Abroad and International Programs. With so many choices, our students enjoy the benefits of meeting new people, making good friends, developing leadership skills and gaining invaluable life experiences.

UW offers a true college-town atmosphere. Laramie has a population of approximately 30,000 with a student enrollment of 13,551. The Laramie campus is composed of 80 major buildings on 785 beautifully landscaped acres. There is a pleasant mix of modern and traditional structures, many built of native Wyoming sandstone quarried northeast of Laramie. At the heart of the campus is the Wyoming Student Union. Fresh from a new multi-million dollar renovation, the Union is where students can kick back between classes, have a sandwich, meet friends, check out an art exhibit or study.

UW is the perfect place for learning in a friendly yet achievement-oriented environment.

As the state's sole four-year educational institution, the university receives strong support from the state and its residents. There is a dedication to making UW the best it can be in terms of its facilities, programs, people and aesthetics. Capital improvements on campus are a high priority, reflecting a commitment to maintaining UW's world-class stature.

## University of Wyoming Distinguished Alumni

**The Late Dr. Jerry Buss**, The owner of the Los Angeles Lakers  
**Dick Cheney**, Former Vice President of the United States  
**The Late Curt Gowdy**, The Most Decorated National Sportscaster in History  
**Jay Novacek**, Former All-Pro Tight End with the Dallas Cowboys  
**Chuck Pagano**, Head Coach of the Indianapolis Colts of the NFL  
**Gen. Pete Schoomaker**, Former U.S. Army Chief of Staff  
**Alan Simpson**, Former United States Senator  
**Gerry Spence**, Noted attorney and television personality



# NEWEST ADDITION

TO  
FANTASTIC  
FACILITIES



## New Head Coach's Office in the Rochelle Athletics Center

In 2014, the football offices in the Rochelle Athletics Center underwent a renovation to modernize the space and present a new image for Cowboy Football moving forward.

Pictured here is a photo of head coach Craig Bohl's office.

### Entryway to Head Coach's Office

Just outside the head coach's office is a glass entryway highlighted by modern wall graphics depicting the rich tradition of Cowboy Football.



### View of Head Coach's Office Looking West

The new Wyoming head football coach's office as seen looking toward the west window.




# NEWEST ADDITION



## Welcome to Cowboy Football

The entry into the Wyoming Football offices features an open, contemporary reception area for visitors to relax in upon arrival.

## TO FANTASTIC FACILITIES



### WYO Wall

The reception area also displays a beautiful wooden wall with the raised letters WYO. Behind the letters is the iconic image of Wyoming's Teton Mountain Range.



### Hallway to Assistant Coaches' Offices

The hallway leading to the assistant football coaches' offices is filled with fresh new graphics of Cowboy Football.



# EXCELLENCE PRIDE TRADITION COMMUNITY SERVICE



Members of the University of Wyoming Athletics party that traveled to Haiti in May 2015 are pictured here with members of the Haitian American Football Association (HAFA). Lyonel Narcisse is standing in the middle of the photo holding a framed certificate from the HAFA.



**Dominic Ruffran** Shares a Laugh with a Haitian Youth

In May of 2012, '13, '14 and '15, several University of Wyoming Football players, along with student-athletes from other UW sports teams and other UW students traveled to Haiti to honor the memory of fallen football teammate Ruben Narcisse.

The 2010 college football season started on a sad note for the Wyoming Cowboys when the Monday following their season opener linebacker Narcisse was killed in an early morning car accident on Labor Day, Sept. 6, 2010. Narcisse was a 19-year old freshman from Miami, Fla.



**Ruben Narcisse** Takes the Field as a Cowboy in 2010

While Narcisse played his high school football at Chaminade-Madonna Prep in Miami, his family is originally from Haiti. His father Lyonel continues to return to his native country to help in the rebuilding efforts following the tragic 2010 earthquake in Haiti that left 200,000 people dead and 1.6 million homeless.

It was decided in the winter of 2012, that the Cowboy football team would go to Haiti to aid in the ongoing relief efforts. The Wyoming Chapter of the Fellowship of Christian Athletes organized the "Wyoming in Haiti" trips for four consecutive years.

The Cowboys and Cowgirls have conducted sports camps and assisted the local church of Lyonel Narcisse in rebuilding efforts. The Wyoming group also worked with another ministry, Love a Child, which reaches out to Haiti's most vulnerable youth through a variety of ministries including an orphanage, rural outreach programs, food distribution, medical care and a soccer league ministry.



**Eddie Yarbrough, Tom Thornton, D.J. May and Chase Roullier** help in Rebuilding Efforts



**Haitian Youths Playing Football**



Members of the University of Wyoming Football team work as a team to assist in flood-prevention efforts in Saratoga, Wyo.



# COMMUNITY SERVICE

On May 30, 2014, approximately 60 University of Wyoming football student-athletes accompanied by several other university employees and students traveled over the Snowy Range to help the community of Saratoga, Wyo., fight off flooding from the North Platte River.

Spring runoff from melting snow and rainstorms had swelled the North Platte River that runs through downtown Saratoga. Wyoming National Guard units had already been in town for several days working to assist the community in its battle against the river.

One of the Cowboy volunteers who traveled to Saratoga to help was former Cowboy Darrenn White.

"The reason we came is to help out the people in this community," White said. "We want to support them. I'm really enjoying it, and I'm glad to help out any way we can."



Wyoming Cowboys and other volunteers help unload a truck stacked with sand bags to use in constructing barriers to prevent flooding.



Former Wyoming linebacker Alex Borgs works side-by-side with Wyoming National Guard members.



The North Platte River shown threatening to overflow a bridge in Saratoga, Wyo., in May 2014.





Wyoming hosted the No. 2 ranked Texas Longhorns before a sellout crowd in War Memorial Stadium in 2009. Texas made its first-ever appearance in Laramie, and went on to finish the '09 season as the national runnerup.

In 2008, Wyoming defeated the Tennessee Volunteers, 13-7, in Knoxville's Neyland Stadium, becoming the first team from a non-automatic qualifying BCS conference to win there since 1986.



# SUCCESS

## VS. THE FBS



In 2007, Devin Moore ran away from #91 Chris Long and the Virginia defense as the Cowboys defeated the Cavaliers, 23-3, before a sellout crowd in Laramie.



Ole Miss



The biggest home game in University of Wyoming school history was played in 2011, as Wyoming hosted Nebraska for the first time before a sellout crowd.

In the 2009 season, Wyoming hosted the then No. 2 ranked Texas Longhorns. It was the Longhorns' first-ever appearance in Laramie, Wyo. Wyoming led the Longhorns 10-6 late in the first half before losing to the eventual national runnerup in front of a sellout crowd in War Memorial Stadium.

Not only have the Cowboys played the best in the nation, but over the past 12 seasons, Wyoming has enjoyed success against those teams, recording victories over:

- Tennessee of the Southeastern Conference (13-7 in Knoxville, Tenn., in 2008);
- Virginia of the Atlantic Coast Conference (23-3 in Laramie, Wyo., in 2007);
- Ole Miss of the Southeastern Conference (37-32 in Laramie, in 2004, and 24-14 in Oxford, Miss., in 2005) and
- UCLA of the Pacific-10 Conference (24-21 in the Pioneer PureVision Las Vegas Bowl in 2004).


UW has faced numerous Top 25 ranked programs over the past 19 years, including: Ohio State (1997); Colorado (1997); Georgia (1998); Tennessee (1999, 2002 and 2008); Auburn (2000); Texas A&M (2000, 2001, 2004); Kansas (2001, 2003); Washington (2002); Oklahoma State (2003); Ole Miss (2004, 2005); Florida (2005); Virginia (2006, 2007), Texas (2009 and 2010), Nebraska (2011, 2013), Michigan State (2014) and Oregon (2014).

Looking to the future, Wyoming has upcoming games with: Washington State (2015, 2018); Nebraska (2016); Iowa (2017); Oregon (2017); Missouri (2018, 2019); Texas Tech (2020, 2023); Clemson (2021); and Illinois (2022). Oregon (2017), Washington State (2018), Missouri (2019) and Texas Tech (2023) are scheduled to appear once each in Laramie.



# EXCELLENCE PRIDE TRADITION WYOMING

## IN THE NATIONAL SPOTLIGHT



### National Television Coverage in 2016

The Wyoming Cowboys will be featured in a minimum of five Mountain West regular-season ESPN network telecasts in 2016. Wyoming will also be featured on four CBS Sports Network games in 2016.



### National Radio Coverage

The Wyoming Cowboys became a favorite of the SVP and Russillo Show on ESPN Radio. Scott Van Pelt and Ryen Russillo highlighted Wyoming Football helmets on their set throughout the past several years.



### Wyoming vs. Nebraska

#### The Biggest Event in the History of War Memorial Stadium

On Sept. 24, 2011, Wyoming hosted Nebraska in the Cornhuskers' first-ever appearance in Wyoming's War Memorial Stadium. The sellout crowd and regional appeal of the game made it the biggest event in the history of War Memorial Stadium.



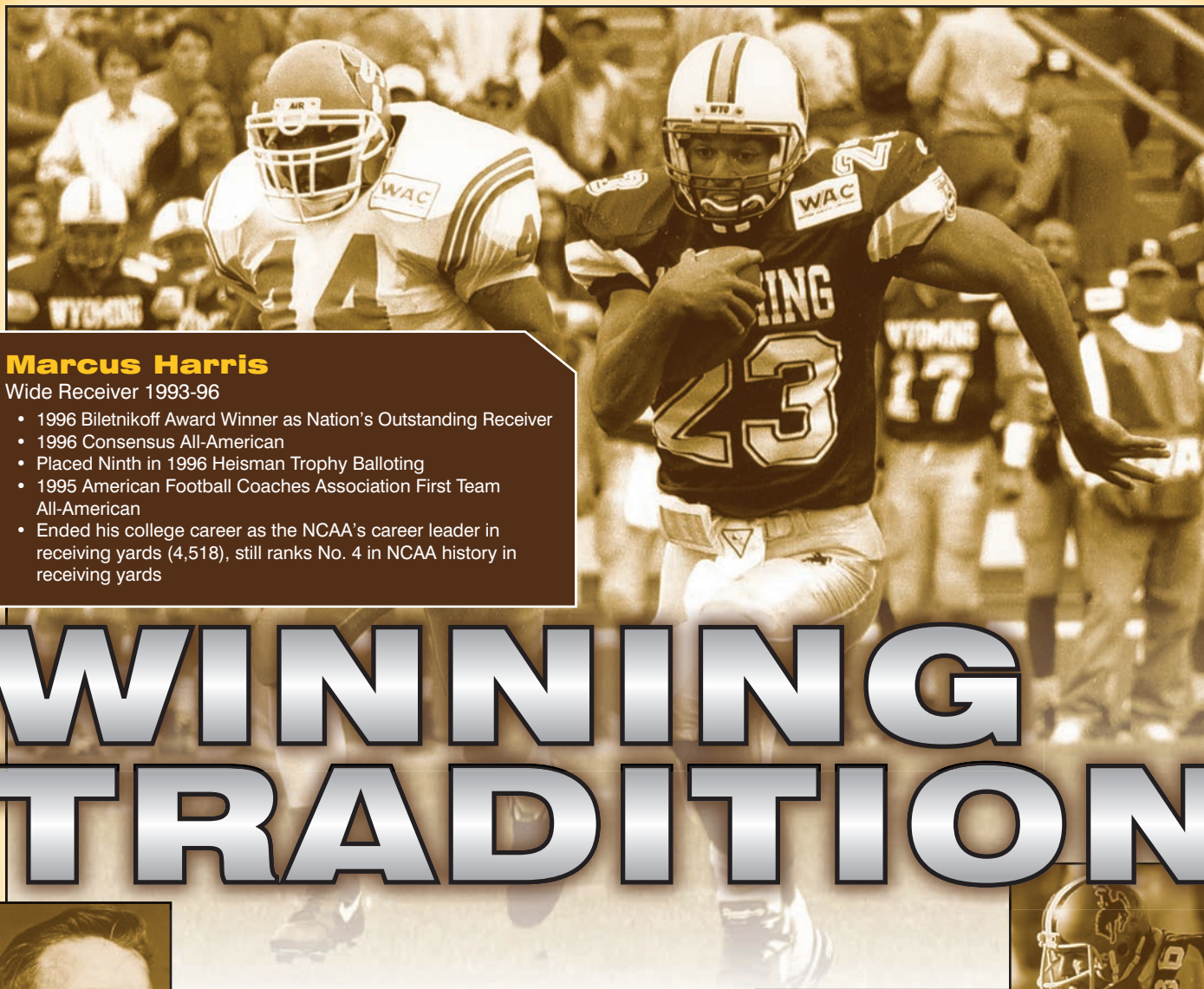
Wyoming Cowboy Football is accustomed to playing on national television and against some of the top college football programs in the country — and they've enjoyed success against the best in the country.

The Cowboys kicked off the 2009 bowl season in an ESPN nationally-televised game that was one of the most exciting of the college bowl season. In double overtime, Wyoming defeated Fresno State, 35-28. The Cowboys and Temple Owls once again began the college bowl season in 2011 on ESPN in the Gildan New Mexico Bowl.

The Mountain West Conference's television package includes partnerships with CBS Sports Network, ESPN and ROOT SPORTS.

In addition to more wide-ranging television coverage of University of Wyoming football games, in 2010, CBS Sports Network aired a special on Wyoming Football entitled "College Football Confidential".





## Marcus Harris

Wide Receiver 1993-96

- 1996 Biletnikoff Award Winner as Nation's Outstanding Receiver
- 1996 Consensus All-American
- Placed Ninth in 1996 Heisman Trophy Balloting
- 1995 American Football Coaches Association First Team All-American
- Ended his college career as the NCAA's career leader in receiving yards (4,518), still ranks No. 4 in NCAA history in receiving yards


# WINNING TRADITION



## Eddie "Boom Boom" Talboom

Tailback/Place-Kicker 1949-50

- Wyoming's First All-American in 1950
- Led Wyoming to School's First Bowl Game, the 1951 Gator Bowl
- Still Ranks No. 5 in NCAA History in Career Scoring Average
- Inducted Into the College Football Hall of Fame in 2000



## Ken Fantetti

Linebacker, 1975-78

- 1978 Football Writers All-American
- WAC Defensive Player of the Year in 1978
- Two-time First Team All-Conference

For over 100 years, University of Wyoming Football has thrilled Cowboy fans with some of the greatest players and coaches in college football. Wyoming's Football Tradition has been built by such legendary coaches as Bowden Wyatt, Bob Devaney, Paul Roach and Joe Tiller, who all walked the sidelines of War Memorial Stadium.

Great All-Americans like Eddie Talboom (1950), Mike Dirks (1967), Ken Fantetti (1978), Galand Thaxton (1987), Ryan Yarborough (1993), Marcus Harris (1996), Brian Lee (1997) and John Wendling (2006) were all recognized among the greatest players of their eras.

Other Cowboy greats like Jerry Hill, Jim Kiick and Jay Novacek went on to play for Super Bowl teams with the Baltimore Colts, Miami Dolphins and Dallas Cowboys, respectively.

The 2016 college football season will mark the 120th season of Wyoming Cowboy Football.

## Wyoming Conference Championships

- 1996 Western Athletic Conference Pacific Division Champions
- 1993 Western Athletic Conference Tri-Champions
- 1988 Western Athletic Conference Champions
- 1987 Western Athletic Conference Champions
- 1976 Western Athletic Conference Co-Champions
- 1968 Western Athletic Conference Champions
- 1967 Western Athletic Conference Champions
- 1966 Western Athletic Conference Champions
- 1961 Skyline Conference Co-Champions
- 1960 Skyline Conference Co-Champions
- 1959 Skyline Conference Champions
- 1958 Skyline Conference Champions
- 1956 Skyline Conference Champions
- 1950 Skyline Conference Champions
- 1949 Skyline Conference Champions



# WINNING TRADITION

## Paul Roach

Head Coach 1987-90

- Won Back-to-Back Conference Championships in 1987 and '88
- Took Wyoming to three bowl games in four years as head coach
- Also a Wyoming assistant coach in the late 1960s and later Athletics Director in the 1980s and 90s, he was part of six of Wyoming's 13 bowl appearances and six of seven WAC titles



## Mitch Donahue

Defensive End 1987-90


- 1990 First Team All-American and placed Fourth in 1990 Outland Trophy Balloting
- Wyoming's only two-time WAC Defensive Player of the Year (1989 and '90)
- Played in three bowl games in four seasons at Wyoming
- Wyoming's career sack leader with 49



## Bob Devaney

Head Coach 1957-61


- Won Four Skyline Conference Championships in Five Seasons
- Best Winning Percentage in School History, 35-10-5 (.750)
- Inducted Into the College Football Hall of Fame in 1981



## Galand Thaxton

Linebacker 1984-87

- 1987 Associated Press All-American
- Wyoming's Career Tackle Leader (467)
- Captained 1987 WAC Championship Team



## Jay Novacek

Tight End 1982-84

- 1984 Consensus All-American
- Still Holds NCAA Record for Average Yards per Catch by a Tight End in a Single Season (22.6 yards per catch)
- Inducted Into College Football Hall of Fame in 2008

## Bowden Wyatt

Head Coach 1947-52

- Coached Wyoming's First Bowl Game, the 1951 Gator Bowl
- Won Back-to-Back Skyline Championships in 1949 and '50
- Inducted Into the College Football Hall of Fame in 1997



## Wyoming


### Conference Players of the Year

1996 Marcus Harris, WR, Offensive Player of the Year  
 1990 Mitch Donahue, DE, Defensive Player of the Year  
 1989 Mitch Donahue, DE, Defensive Player of the Year  
 1988 Randy Welniak, QB, Offensive Player of the Year  
 1988 Pat Rabold, DT, Defensive Player of the Year  
 1978 Ken Fantetti, LB, Defensive Player of the Year  
 1967 Paul Toscano, QB, Offensive Player of the Year



# EXCELLENCE PRIDE TRADITION GAMEDAY

## ATMOSPHERE



Gameday at War Memorial Stadium is the place to be in the state of Wyoming on Saturdays. As the only NCAA Division I university in Wyoming, everyone is a Cowboy fan.

There is nothing like a college football gameday. From pregame tailgating to the pageantry of bands, cheerleaders and mascots entertaining loyal fans, college football is unmatched in the excitement it generates.

Sharing the day with a group of close friends makes the experience that much more exciting.

And when the game is over and another Wyoming home victory is a reality, the team and Cowboy fans celebrate together by singing the traditional victory song — Ragtime Cowboy Joe.







# GAMEDAY

## TRADITIONS


There are many traditions associated with Wyoming Football gamedays. From Pistol Pete to the Cowboy Joe Pony and a new tradition, the Cowboy Walk.

The Cowboy Walk sees fans lineup to wish the Cowboys well as they make their way to the locker room prior to each home game.

And of course prior to the game plenty of tailgating activities can be found centered around Wyoming's Tailgate Park.







**Julius Stinson** was named one of 12 semifinalists for the 2007 Jim Thorpe Award, which is presented annually to the top college defensive back in the country.




## Marcus Harris

*1996 Biletnikoff Award Winner and Consensus All-American*

Marcus Harris accepts the Biletnikoff Award in 1996. The award is symbolic of the nation's outstanding receiver. Harris also finished ninth in the 1996 Heisman Trophy balloting, and was named a Consensus All-American.



**Brett Smith** was awarded the 2011 Mountain West Conference Freshman of the Year Trophy.



**Mitch Donahue** finished fourth in balloting for the Outland Trophy his senior season of 1990. The Outland Trophy is given to the top college lineman in the nation each season. Donahue was also a two-time conference Defensive Player of the Year for the Cowboys in 1989 and '90.



**Jovon Bouknight** was one of 15 semifinalists for the 2005 Biletnikoff Award, honoring college football's top receiver.

## Wyoming's Conference Award Winners

2011 Brett Smith, QB, Freshman of the Year  
 2009 Austyn Carta-Samuels, QB, Freshman of the Year  
 1996 Marcus Harris, WR, Offensive Player of the Year  
 1993 Steve Scifres, OT, Freshman of the Year  
 1991 Robert Rivers, RS, Special Teams Player of the Year  
 1990 Mitch Donahue, DE, Defensive Player of the Year  
 1989 Mitch Donahue, DE, Defensive Player of the Year  
 1989 Randy Welniak, QB, WAC Student-Athlete of the Year  
 1988 Randy Welniak, QB, Offensive Player of the Year  
 1988 Pat Rabold, DT, Defensive Player of the Year  
 1988 Dabby Dawson, RB, Newcomer of the Year  
 1986 Anthony Sargent, WR, Newcomer of the Year  
 1984 Galand Thaxton, LB, Newcomer of the Year  
 1982 Jay Haynes, OLB, Newcomer of the Year  
 1978 Ken Fantetti, LB, Defensive Player of the Year  
 1977 Myron Hardeman, RB, Newcomer of the Year  
 1967 Paul Toscano, QB, Offensive Player of the Year



**Randy Welniak** earned accolades on and off the field his senior season. He was selected as the conference's Offensive Player of the year in the fall of '88, and was named conference Student-Athlete of the Year at the conclusion of the 1988-89 academic year.



# EXCELLENCE PRIDE TRADITION EQUIPMENT STAFF

## AND NIKE



### Nike Partners With Wyoming Football Again in 2016

The 2016 football season will mark the eighth year that the Wyoming Cowboys will wear Nike uniforms and shoes. Pictured here the Wyoming offense takes the field in their state-of-the-art Nike uniforms.



The Wyoming Cowboys will be wearing newly-designed Nike Uniforms in 2016.



The Wyoming Cowboys use Nike footballs on gamedays.



Wyoming Cowboys in Nike Gear  
Singing Ragtime Cowboy Joe Following a Victory



Wyoming senior running back Shaun Wick in Nike, including jersey, pants, shoes and gloves.



# EXCELLENCE PRIDE TRADITION ALL-AMERICANS

## **Brian Lee, Free Safety**

*1997 Consensus All-American and First Team Academic All-American*

Brian Lee was voted a Consensus All-American in 1997, while leading the nation in interceptions as a free safety. In addition, he earned First Team Academic All-America honors, becoming the first Cowboy to achieve both honors in the same season.

## **Jack Weil, Punter**

*1983 Consensus All-American*

Jack Weil led the nation in punting in 1983, averaging 45.6 yards per punt. He became the first Cowboy in history to earn Consensus All-America honors. The other three are Jay Novacek (1984), Marcus Harris (1996) and Brian Lee (1997).

## **Ryan Yarborough**

*Wide Receiver, 1992 and '93 All-American*

Ryan Yarborough became the first Cowboy to receive First Team All-America honors in consecutive seasons. He was a First Team selection by the Football Writers Association of America in 1992. In '93, he was a First Team honoree by both the Associated Press and the Football Writers.

## **Dewey McConnell**

*End, 1950 & 1951 All-American*

Dewey McConnell led the nation in receiving in 1951, earning him Associated Press All-America honors. He grew up in the hometown of the Cowboys, Laramie, Wyo. He was also an AP Honorable Mention All-American in 1950.

## **Ken Fantetti**

*Linebacker, 1978 All-American*

Ken Fantetti was a Football Writers Association of America All-American in 1978. He also was the WAC Defensive Player of the Year that season.

## **Wyoming Consensus All-Americans**

1997 Brian Lee, Free Safety

1996 Marcus Harris, Wide Receiver

1984 Jay Novacek, Tight End

1983 Jack Weil, Punter

(Consensus All-Americans are those individuals who received First Team All-America honors from the majority of All-America teams that received nationwide circulation in a given year as determined by the NCAA.)



# EXCELLENCE PRIDE TRADITION ALL-AMERICANS

## John Wendling

*Safety, 2006 All-American*

John Wendling was Wyoming's most recent All-American in 2006. A native of Rock Springs, Wyo., Wendling was also one of 17 finalists for the National Football Foundation's Draddy Trophy in '06. The Draddy Trophy, recently renamed the Campbell Trophy, is presented annually to the top football scholar-athlete in the country, and is often referred to as the "Academic Heisman".




## Mike Dirks

*Defensive Tackle, 1967 All-American*

Mike Dirks, #66 in the photo, was one of the leaders of a Wyoming defense that led the nation in rushing defense in both 1966 and '67. His senior season the Cowboys earned a berth in the Sugar Bowl, and Dirks was named an All-American by the Football Writers and Look Magazine.

## Wyoming All-Americans

- 2006: **John Wendling** – Strong Safety – *Second Team CollegeFootballNews.com All-American*  
 2005: **Jovon Bouknight** – Wide Receiver – *Honorable Mention College Football News All-American*  
 2001: **J.D. Wallum** – Place-kicker – *Second Team Football News All-American*  
 1997: **Brian Lee** – Free Safety – *Consensus & First Team FWAA, Football News, AP & Walter Camp All-American*  
 1996: **Marcus Harris** – Wide Receiver – *Consensus & First Team AP, FWAA, AFCA, Walter Camp & Football News*  
**Steve Scifres** – Offensive Tackle – *First Team FWAA All-American*  
**Cory Wedel** – Place-kicker – *First Team AFCA, Walter Camp All-American*  
 1995: **Marcus Harris** – Wide Receiver – *First Team AFCA All-American*  
**Brian Gragert** – Punter – *Second Team AFCA All-American*  
 1993: **Ryan Yarborough** – Wide Receiver – *First Team AP & FWAA All-American*  
 1992: **Ryan Yarborough** – Wide Receiver – *First Team FWAA All-American*  
 1990: **Mitch Donahue** – Defensive End – *First Team FWAA, Sporting News and NFL Draft Report All-American*  
 1988: **Pat Rabold** – Defensive Tackle – *Second Team AP All-American*  
 1987: **Galand Thaxton** – Linebacker – *Third Team AP All-American*  
 1984: **Jay Novacek** – Tight End – *Consensus & First Team Kodak All-American*  
 1983: **Jack Weil** – Punter – *Consensus & First Team FWAA & AP All-American*  
 1978: **Ken Fantetti** – Linebacker – *First Team FWAA All-American*  
 1977: **Dennis Baker** – Offensive Tackle – *First Team AP All-American*  
 1976: **Paul Nunu** – Linebacker – *First Team Football News All-American*  
 1969: **Bob Jacobs** – Place-Kicker – *First Team Sporting News and FWAA-Look Magazine All-American*  
 1967: **Jerry DePoyster** – Place-Kicker – *First Team AP and Sporting News All-American*  
**Mike Dirks** – Defensive Tackle – *First Team FWAA, NEA & Look Magazine All-American*  
 1962: **Glen Hopkins** – Tackle – *Honorable Mention AP All-American*  
**Joe Vitale** – Guard – *Honorable Mention AP All-American*  
 1961: **Chuck Lamson** – Quarterback – *Honorable Mention UPI, NEA, Williamson Rating System All-American*  
 1960: **Jerry Hill** – Running Back – *Honorable Mention AFCA All-American*  
**Marty Hamilton** – End – *Honorable Mention Williamson Rating System All-American*  
**Richard Williams** – Center – *Honorable Mention Williamson Rating System All-American*  
 1959: **Jerry Hill** – Running Back – *Honorable Mention All-American*  
**Len Kuczewski** – Guard/Linebacker – *Honorable Mention AP All-American*  
**Jim Walden** – Quarterback – *Honorable Mention AP All-American*  
 1956: **Jim Crawford** – Halfback – *First Team Look & NEA, Second Team Williamson Rating and INS & Third Team AP, UPI and Football Digest All-American*  
**Buster Elder** – End – *Honorable Mention AP All-American*  
**Vince Guinta** – Center – *Honorable Mention AP All-American*  
**John Watts** – Quarterback – *Honorable Mention AP All-American*  
**Larry Zowada** – Back – *Honorable Mention AP All-American*  
 1953: **Joe Mastrogiovanni** – Back – *Honorable Mention UPI All-American*  
 1951: **Dewey McConnell** – End – *First Team AP All-American*  
**Harry Geldien** – Back – *Honorable Mention UPI All-American*  
**Doug Reeves** – Center – *Honorable Mention UPI All-American*  
 1950: **Eddie Talboom** – Tailback – *First Team NEA & INS All-American, Second Team AP All-American*  
**C.T. Hewgley** – Tackle – *Second Team AP All-American*  
**Dick Campbell** – Back – *Honorable Mention AP All-American*  
**Tom Drost** – End – *Honorable Mention AP All-American*  
**Dewey McConnell** – End – *Honorable Mention AP All-American*  
**Selmer Pederson** – Safety – *Honorable Mention AP All-American*  
**Doug Reeves** – Center – *Honorable Mention AP All-American*  
**Marlin Smith** – Guard – *Honorable Mention AP All-American*  
**Marvin Strauch** – Tackle – *Honorable Mention AP All-American*  
**Jerry Taylor** – Guard – *Honorable Mention AP All-American*



## Steve Scifres

*Offensive Tackle, 1996 All-American*

Steve Scifres was one of the greatest offensive linemen in school history, starting every game of his college career — 47 consecutive. He was selected by the Football Writers of America as a First Team All-American in 1996.

## Jim Crawford

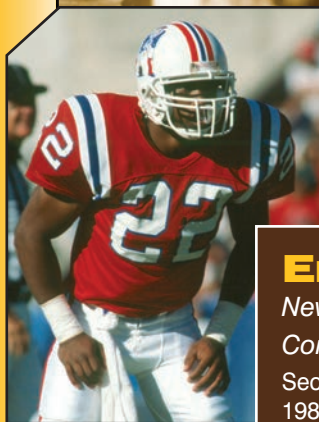
*Running Back, 1956 All-American*

A native of Greybull, Wyo., Jim Crawford led the nation in rushing his senior season of 1956 to earn All-America recognition from the Football Writers Association of America. Among the running backs he beat for the rushing title in '56 were Jim Brown of Syracuse and Tommy McDonald of Oklahoma.





# FORMER GREAT NFL COWBOYS



## Eric Coleman

*New England Patriots  
Cornerback*

Second Round Pick of Patriots in  
1989 NFL Draft

## Jay Novacek

*Dallas Cowboys*

*Tight End*

Member of Dallas Cowboy Super Bowl  
Championships in 1992, '93 and '95  
Inducted Into the National Football  
Foundation College Hall of Fame in 2008



## Malcom Floyd

*San Diego Chargers*  
(2004-2015)

*Wide Receiver*



## Adam Goldberg

*Minnesota Vikings/St. Louis Rams*  
(2003-2011)

*Offensive Lineman*



## Fritz Shurmur

*Green Bay Packers*

Defensive Coordinator of 1996  
Super Bowl Champions  
Former Wyoming Head Coach  
From 1971-74  
(Deceased)

## Ken Fantetti

*Detroit Lions*

*Linebacker*

Seven-Year NFL Veteran  
Football Writers Association All-American in 1978



## Jim Kiick

*Miami Dolphins*

*Running Back*

Member of NFL's Last  
Undefeated Championship  
Team With the Dolphins in 1972



# CURRENT NFL COWBOYS

## Mitch Unrein

Houston Texans/Denver Broncos/  
San Diego Chargers/Chicago  
Bears (2010-Present)  
Defensive Tackle




## Chuck Pagano

Indianapolis Colts, Head Coach  
(2016 will be 15th as an NFL Coach)


## Chris Prosinski

Jacksonville Jaguars/  
Philadelphia Eagles/  
Chicago Bears  
(2011-Present)  
Defensive Back



## Tashaun Gipson

Cleveland Browns/  
Jacksonville Jaguars (2012-Present)  
2014 NFL All-Pro Selection  
Free Safety



## Craig Johnson

New York Giants, Running Backs Coach  
(2016 will be 17th as an NFL Coach)



## Mike Purcell

San Francisco 49ers (2013-Present)  
Defensive Lineman



## Joe DeCamillis

Denver Broncos, Special Teams Coordinator  
(2016 will be 28th Year as an NFL Coach)




## Marqueston Huff

Tennessee Titans (2014-Present)  
Defensive Back



# WYOMING BOWL HISTORY



## 1968 Sugar Bowl

Wyoming had posted a perfect 10-0 record in 1967 entering its game versus LSU in the 1968 Sugar Bowl on Jan. 1, 1968. While Wyoming lost to the Tigers, 13-20, the Cowboys appearance in the Sugar Bowl is still remembered by Cowboy fans as one of the greatest moments in school history.



## Bowden Wyatt

*Wyoming Head Coach of  
1951 Gator Bowl Champions*

Bowden Wyatt guided the Wyoming Cowboys to its first-ever bowl appearance in the 1950 season, when on Jan. 1, 1951, Wyoming defeated Washington & Lee, 20-7, to complete an undefeated, 10-0, season.

## 1987 Holiday Bowl

The Wyoming defense, seen swarming an Iowa ballcarrier here, played an outstanding game in the 1987 Holiday Bowl. UW's defense held the Hawkeyes to only one offensive touchdown. But Iowa returned a blocked punt for a TD and returned an interception for another score to give the Hawkeyes a one-point, 20-19, victory.



1968 Sugar Bowl

1976 Fiesta Bowl

1988 Holiday Bowl



1990 Copper Bowl

2004 Las Vegas Bowl

2009 New Mexico Bowl



## 2004 Pioneer PureVision Las Vegas Bowl Champions

Wyoming seniors Guy Tuell, Trenton Franz, J.J. Raterink and Zach Morris helped lead the Cowboys to the biggest upset of the 2004 bowl season as Wyoming defeated UCLA, 24-21, in the Pioneer PureVision Las Vegas Bowl.



# WYOMING BOWL HISTORY

## 2009 New Mexico Bowl Champions

Wyoming senior defensive end Mitch Unrein accepts the Defensive Most Valuable Player Award for his performance in Wyoming's 35-28, double-overtime win over Fresno State in the 2009 New Mexico Bowl.



## Tom Corontzos

*Quarterback of 1990 Copper Bowl Team*

Tom Corontzos threw for 226 yards against the California Bears in the 1990 Copper Bowl. The game came down to the last 49 seconds, but Wyoming lost a 15-17 heartbreaker.



## Jim Kiick

*MVP of the 1966 Sun Bowl*

Wyoming running back Jim Kiick scored two touchdowns, including one on a 43-yard run in leading Wyoming to a 28-20 victory over Florida State in the 1966 Sun Bowl to earn Most Valuable Player honors.



## 1955 Wyoming Cowboys

*Capture Sun Bowl Championship, Jan. 2, 1956*

The 1955 Wyoming Cowboys defeated Texas Tech, 21-14, on Jan. 2, 1956, to capture the 1956 Sun Bowl Championship. The following season of 1956, Wyoming posted a perfect 10-0 record.

## Wyoming Bowl Appearances

2011	New Mexico Bowl	Wyoming 15, Temple 37
2009	New Mexico Bowl	Wyoming 35, Fresno State 28 (2OT)
2004	Las Vegas Bowl	Wyoming 24, UCLA 21
1993	Copper Bowl	Wyoming 17, Kansas State 52
1990	Copper Bowl	Wyoming 15, California 17
1988	Holiday Bowl	Wyoming 14, Oklahoma State 62
1987	Holiday Bowl	Wyoming 19, Iowa 20
1976	Fiesta Bowl	Wyoming 7, Oklahoma 41
1968	Sugar Bowl	Wyoming 13, LSU 20
1966	Sun Bowl	Wyoming 28, Florida State 20
1958	Sun Bowl	Wyoming 14, Hardin-Simmons 6
1956	Sun Bowl	Wyoming 21, Texas Tech 14
1951	Gator Bowl	Wyoming 20, Washington & Lee 7



# EXCELLENCE PRIDE TRADITION WYOMING GREATS

## IN THE COLLEGE FOOTBALL HALL OF FAME

### Jay Novacek

receives his Hall of Fame Award from NFF Board of Director and 1974 and '75 Heisman Trophy Winner Archie Griffin

### William H. "Lone Star" Dietz

Head Coach at Wyoming from 1924-26, became the most recent Wyoming inductee into the College Football Hall of Fame. He was inducted in ceremonies held in July 2012.



The University of Wyoming is proud to have six former football greats inducted into the National Football Foundation's College Football Hall of Fame. Former Cowboy head coaches Bob Devaney, Pat Dye, Bowden Wyatt and William H. "Lone Star" Dietz, and former Wyoming All-Americans Eddie "Boom Boom" Talboom and Jay Novacek have all been elected to the distinguished Hall.

Dietz became the most recent Wyoming inductee into the College Football Hall of Fame as he was inducted during ceremonies in July of 2012 as a part of the Hall's 2012 Divisional Class. Dietz coached the Cowboys for three seasons from 1924-26. During his career which spanned from 1915-42, he also served as the head coach at Washington State, Purdue, Louisiana Tech, Haskell Indian Institute and Albright (Pa.), building a career record of 96-62-7 (.603).

The mission of the National Football Foundation is to promote the power of amateur football in developing the qualities of leadership, sportsmanship, competitive zeal and the drive for academic excellence in America's young people. The NFF was founded in 1947.

The Wyoming Chapter of the National Football Foundation (NFF) was founded in 1993 by former UW head coach and athletics director Paul Roach when he gathered a group of interested ex-players, businessmen, coaches, athletic administrators, educators and football fans together.

Two scholar-athletes from each of the five Wyoming high school classifications and the University of Wyoming are honored each year at the Wyoming Chapter's annual banquet.

The Wyoming Chapter has had three West Regional Winners and three Regional Runners-up, competing against 25 other chapters in the West. That speaks volumes for the outstanding young men in Wyoming. Former Cowboy Football player Justin Hopkin from Burlington, Wyo., won the West Region High School Award in 1996. Another former Cowboy, Chris Prosinski of Buffalo, Wyo., was the NFF West Regional High School winner in 2006. Gavin Mills from Powell, Wyo., won the NFF West Regional High School Award in 2009.

Former Cowboy, John Wendling, was one of only 17 national finalists for the 2006 Draddy Trophy. The Draddy Trophy, which was renamed the Campbell Trophy in 2009, is often called the "Academic Heisman". It is awarded annually to the top college football scholar-athlete in the nation. By being named one of the Draddy finalists in '06, Wendling received an \$18,000 postgraduate scholarship from the NFF.

Wendling was also the first individual to be both a Wyoming NFF Chapter High School scholarship winner, as well as a Wyoming Chapter College scholarship winner. Jake Edmunds a UW graduate in 2009 and Chris Prosinski in 2010 were the second and third individuals to be honored as both a Wyoming high school and University of Wyoming Scholar-Athlete Finalist.

The Wyoming Chapter is currently the largest in the nation out of 121 chapters. If you would like to become a member or help support the Wyoming Chapter as it strives to be No. 1 please contact former Cowboy Football letterman and current Wyoming NFF Chapter Membership Chairman, Mike Schutte at 3608 Green Spring Drive, Fort Collins, CO 80528 or email him at MShootee@gmail.com.



Bob Devaney



Eddie Talboom



Pat Dye



Bowden Wyatt



# EXCELLENCE PRIDE TRADITION COACHING GREATS




Some of the greatest names in college football have held the position of head coach of the Wyoming Cowboys. Bowden Wyatt, Phil Dickens, Bob Devaney, Lloyd Eaton, Fred Akers, Paul Roach and Joe Tiller have all led the Cowboy Football program to exciting victories, conference championships and bowl games as head coach of the Cowboys.

Four former Wyoming head coaches have been enshrined in the College Football Hall of Fame. Those four are; Wyatt, who was inducted in 1997; Devaney, inducted in 1981; Pat Dye, who went on to great success at Auburn and was inducted in 2005; and Lone Star Dietz in 2012.

## Joe Tiller

*Wyoming Head Coach 1991-96*

- Won conference championships in 1993 and '96 with the Cowboys
- His 1996 Cowboy squad led the nation in passing offense
- Twice Named AFCA Region Coach of the Year at Wyoming



## Bob Devaney

*Wyoming Head Coach 1957-61*

Won four Skyline Conference Championships in five seasons at Wyoming before he went on to great success at the University of Nebraska

### National Football Foundation and College Hall of Fame Coaches

**Bob Devaney**  
Inducted in 1981  
Years at Wyoming: 1957-61

**Bowden Wyatt**  
Inducted in 1997  
Years at Wyoming: 1947-52

**Pat Dye**  
Inducted in 2005  
Years at Wyoming: 1980

**William H. "Lone Star" Dietz**  
Inducted in 2012  
Years at Wyoming: 1924-26

### Conference Coaches of the Year

2011 Dave Christensen, Mountain West

1996 Joe Tiller, Western Athletic

1988 Paul Roach, Western Athletic

1987 Paul Roach, Western Athletic

1976 Fred Akers, Western Athletic

1967 Lloyd Eaton, Western Athletic

1966 Lloyd Eaton, Western Athletic

1959 Bob Devaney, Skyline

1958 Bob Devaney, Skyline

1950 Bowden Wyatt, Skyline

### American Football Coaches Association District/Regional Coaches of the Year

1996 Joe Tiller, AFCA Region 4

1993 Joe Tiller, AFCA Region 5

1988 Paul Roach, AFCA Region 5

1987 Paul Roach, AFCA Region 5

1976 Fred Akers, AFCA District 8

1967 Lloyd Eaton, AFCA District 6



# EXCELLENCE PRIDE TRADITION ACADEMIC

## ALL-AMERICANS

**Trenton Franz** was a First Team Academic All-American in 2004, and earned a prestigious Postgraduate Fellowship from the National Football Foundation. After completing his bachelor's degree in civil engineering, he pursued his graduate studies at Princeton where he earned his master's degree in civil and environmental engineering in June 2007 and his Ph.D. in January 2011. Franz was also a team captain of Wyoming's 2004 Las Vegas Bowl Championship Team.

### Luke Ruff

*Wyoming's Most Recent First Team Academic All-American, 2012*

Luke Ruff, a civil engineering major with a 3.66 cumulative grade-point average was named First Team Capital One Academic All-American in 2012.



The University of Wyoming Football program has enjoyed a rich tradition of attracting outstanding student-athletes to UW. The quality of these young men is perhaps best represented by the number of Academic All-Americans who have worn the Cowboy colors.

Since 1952, when the College Sports Information Directors of America began selecting Academic All-America teams, the University of Wyoming has produced 18 First Team Academic All-Americans.

In both 1996 and 1997, Wyoming's football program led the nation in First Team honorees with two First Team selections in 1996 and three in 1997.

The most recent honoree was senior free safety Luke Ruff in 2012. Ruff graduated from UW in 2013, earning a bachelor's degree in civil engineering with a 3.66 cumulative grade-point average. He chose to continue his graduate studies at the University of Wyoming, where he completed his master's degree in environmental engineering in December 2014.

At the conclusion of his undergraduate studies, Ruff was chosen to receive an NCAA Postgraduate Scholarship, helping him to pursue his graduate studies in engineering at Wyoming.

Among his other honors were: being named a semifinalist for the National Football Foundation's William V. Campbell Trophy, also referred to as the "Academic Heisman"; being selected as one of 30 football national finalists for the Senior CLASS Award; and being honored by the National Football Foundation as a 2013 Hampshire Honor Society member. He was a 2012 Preseason First Team All-Mountain West Conference selection by conference media members. His junior season, Ruff earned Second Team All-Mountain West Conference honors for his achievements on the football field.

### Cory Wedel and Jay Korth

*Two-Time Academic All-Americans*

Teammates Jay Korth and Cory Wedel share the distinction of being the only two Wyoming Cowboys to earn First Team Academic All-America honors twice. Wedel and Korth were both named to the Academic All-America First Team in 1996 and 1997.



### Brian Lee

*First Team Academic All-American and Consensus All-American*

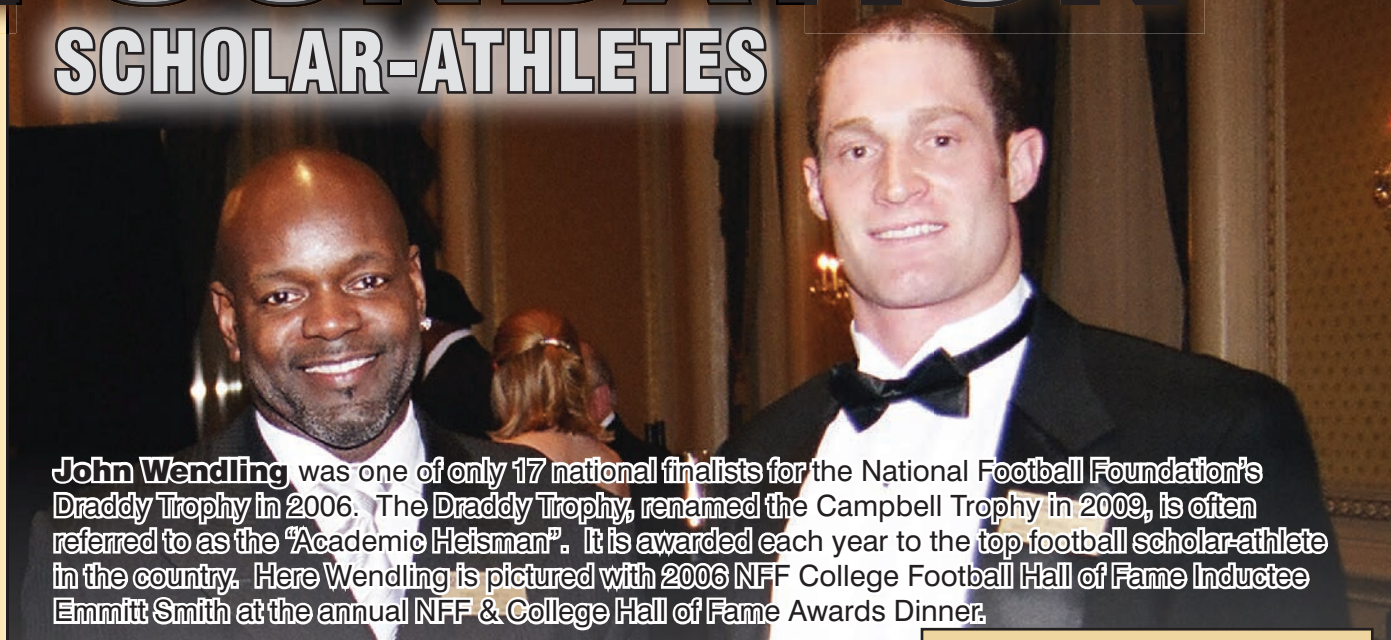
In 1997, Brian Lee accomplished a very rare feat as he earned First Team Academic All-America honors and Consensus All-America honors in the same season. He is the only Cowboy in school history to achieve both those honors.

### Wyoming First Team Academic All-Americans

<u>Year</u>	<u>Academic All-Americans</u>
1959	Marty Hamilton, End
1960	Marty Hamilton, End Fran Miknis, Guard
1965	Bob Dinges, Defensive End
1967	George Mills, Offensive Guard
1973	Mike Lopiccolo, Offensive Tackle
1984	Bob Gustafson, Offensive Tackle/Tight End
1987	Pat Arndt, Offensive Guard
1994	Ryan Christopherson, Running Back
1995	Joe Cummings, Defensive End
1996	Jay Korth, Offensive Lineman Cory Wedel, Place-kicker
1997	Jay Korth, Offensive Lineman Brian Lee, Free Safety Cory Wedel, Place-kicker
1998	Brian Brown, Linebacker
2004	Trenton Franz, Center
2012	Luke Ruff, Free Safety



# NATIONAL FOOTBALL FOUNDATION SCHOLAR-ATHLETES



**John Wendling** was one of only 17 national finalists for the National Football Foundation's Draddy Trophy in 2006. The Draddy Trophy, renamed the Campbell Trophy in 2009, is often referred to as the "Academic Heisman". It is awarded each year to the top football scholar-athlete in the country. Here Wendling is pictured with 2006 NFF College Football Hall of Fame Inductee Emmitt Smith at the annual NFF & College Hall of Fame Awards Dinner.



## Chris Prosinski

2006 NFF High School West Region Scholar-Athlete

Chris Prosinski (far right) with two-time Heisman Trophy winner Archie Griffin and fellow 2006 NFF High School Scholar-Athletes Barry Gallup Jr. (far left) and Bryant Browning (second from right)

Each year since 1959, the National Football Foundation (NFF) has honored the nation's best all-around college football players with its National Scholar-Athlete program. The top college football student-athletes have been recognized by the NFF for their athletic ability, academic prowess and civic leadership.

Through the years, four Wyoming Cowboys have received this prestigious honor. Pat Smyth in 1959, Marty Eliopoulos in 1986, Trenton Franz in 2004 and John Wendling in 2006 were chosen by the National Football Foundation for this elite honor.

Wyoming's most recent honoree, John Wendling, was named one of only 17 national finalists for the NFF's Draddy Trophy in 2006. The Draddy Trophy, renamed the Campbell Trophy in 2009, is presented annually by the NFF to the top football scholar-athlete in the country. It is often referred to as the "Academic Heisman". By being named a finalist, Wendling was also named to the NFF's National Scholar-Athlete team, and he was awarded an \$18,000 postgraduate scholarship.

Former Cowboy center Trenton Franz earned the honor in 2004. Franz went on to pursue his graduate studies in engineering at Princeton University, where he earned master's degree in civil and environmental engineering in June 2007 and then received his Ph.D. in January 2011.

Former Wyoming Cowboy Chris Prosinski joined some very elite company when the National Football Foundation (NFF) selected him as one of only five high school student-athletes in the nation to be honored in its 2006 NFF High School Scholar-Athlete Class. Prosinski was the West Region honoree.

Over one million high school student-athletes play football each season. The NFF, through its 120 chapters nationwide, honor approximately 2,500 of these high school student-athletes with over \$800,000 in annual scholarships. From that group of 2,500 scholarship recipients, the NFF chooses only five for the distinct honor of National High School Scholar-Athlete.

### Wyoming's National Football Foundation Scholar-Athletes

1959	Pat Smyth, Guard
1986	Marty Eliopoulos, Linebacker
2004	Trenton Franz, Center
2006	John Wendling, Strong Safety


### Hampshire Honor Society

Beginning in 2007, the National Football Foundation created the Hampshire Honor Society to honor college football players across the country who achieved both on and off the football field.

Wyoming has had players receive the honor in nine of the first 10 years of the award's existence. Those former Cowboy honorees are listed below.

<b>2007</b>	Mike Groover, Defensive End Tyler Holden, Wide Receiver John Wendling, Strong Safety
<b>2008</b>	Luke Chase, Linebacker Sean Claffey, Linebacker Brandon Haugen, Linebacker
<b>2009</b>	Jake Edmunds, Linebacker Michael Ray, Strong Safety Chris Sundberg, Tight End
<b>2010</b>	Russ Arnold, Center Weston Johnson, Linebacker Jesson Salyards, Tight End
<b>2011</b>	Dax Crum, Quarterback Chris Prosinski, Free Safety Alex Toney, Linebacker
<b>2012</b>	Clayton Kirven, Offensive Tackle
<b>2013</b>	Luke Ruff, Free Safety Oliver Schober, Linebacker
<b>2014</b>	None
<b>2015</b>	Keenan Montgomery Mark Nzeocha Stuart Williams
<b>2016</b>	Cameron Coffman Rafe Kiely





*Randy Welniak was the 1988 Western Athletic Conference Offensive Player of the Year. He is now the Senior Associate Athletics Director at UW.*

# SUCCESSFUL COWBOYS

## RETURN HOME TO LARAMIE

The wonderful college experience that is offered by attending the University of Wyoming is one that remains with student-athletes long after they complete their eligibility as Wyoming Cowboys. The University, the Laramie community and the beauty of the Rocky Mountains draw UW alumni back to the region.

Included among the many former Cowboys who have returned to Wyoming to make their homes is the Cowboys' all-time leading tackler, Galand Thaxton. Thaxton was an Associated Press All-American in 1987 as a middle linebacker. He was part of the Cowboys' 1987 WAC Championship season. Thaxton returned to Laramie in 1999 to manage his own State Farm Insurance agency. He is a native of Denver, Colo.

Randy Welniak returned to Laramie in the summer of 2007. The 1988 WAC Offensive Player of the Year as a quarterback, Welniak led the Cowboys to the 1988 WAC Championship. A native of Ord, Neb., he is currently a Senior Associate Athletics Director at UW.

Eric Worden, a four-year letterwinner from 1988 through 1991, is an engineer for the TriHydro Corporation, an environmental engineering firm located in Laramie. A native of Loveland, Colo., Worden was an outstanding offensive linemen for the Cowboys during that era. He was a member of the 1988 WAC Championship team.

Matt Lehning, retail manager for Brown 'N Gold Outlet, a retail apparel company in Laramie, was a standout player for the Cowboys. Lehning, who lettered in 1998 and 1999, was a First Team All-MWC free safety in 1999. Lehning's hometown is Sublette, Kan.

Julius Stinson was a First Team All-Conference cornerback in 2007, and was one of 12 semifinalists for the 2007 Jim Thorpe award, which honors the top defensive back in the nation each season. Stinson currently works for Cathedral Home for Children in Laramie.


These individuals are only a few of the former Cowboys who make Wyoming their home.



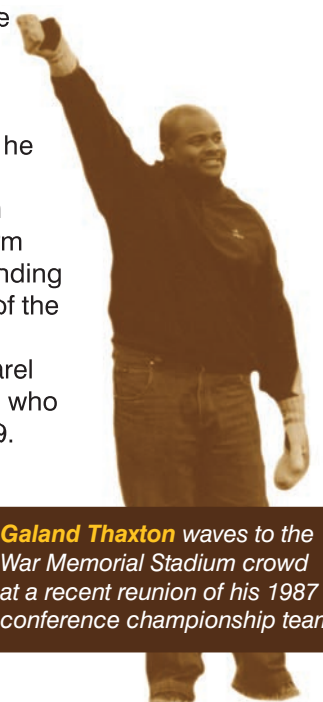
*Eric Worden*



*Matt Lehning*



*Julius Stinson*



*Galand Thaxton waves to the War Memorial Stadium crowd at a recent reunion of his 1987 conference championship team.*



# EXCELLENCE PRIDE TRADITION JONAH FIELD

## AT WAR MEMORIAL STADIUM



The words **Jonah Field** are displayed prominently on the playing surface in War Memorial Stadium to recognize the generous gift of the John and Mari Ann Martin and Mick and Susie McMurry families.



### Martin and McMurry Gift Makes Jonah Field Surface Possible

The University of Wyoming named the playing surface at War Memorial Stadium, "Jonah Field" following a \$5 million gift from the John and Mari Ann Martin and Mick and Susie McMurry families. Pictured at the press conference are left to right: UW's former NCAA 400-meter hurdle champion Shauna Smith, Senator Alan K. Simpson, Susie McMurry, the late Mick McMurry, John Martin, Mari Ann Martin and former UW quarterback Corey Bramlet.

For the 2013 college football season, a brand new FieldTurf Revolution playing surface with a distinctive Wyoming design was unveiled on Jonah Field at War Memorial Stadium. The new surface was installed in June 2013, and was selected by Wyoming Athletics due to

its elite-level playability. FieldTurf has been installed at many of the top NCAA and NFL football stadiums in the country for its grass-like performance and safety.

Jonah Field will continue as the name of Wyoming Football's playing surface to commemorate the generous donations to UW Athletics by Casper entrepreneurs Susie and the late Mick McMurry and John and Mari Ann Martin and their families.

Sporting one of the finest grass gridirons for its first 55 seasons, the initial switch to artificial turf was completed in August of 2005.

The Martin and McMurry families donated \$5 million to UW Athletics in May 2005. That gift was matched by the state of Wyoming for a total of \$10 million. The new surface was originally named Jonah Field to recognize not only the prolific natural gas field in Sublette County (Wyoming) that made the Martin-McMurry gift possible, but also to recognize the financial contributions to state funding projects, including higher education, made over time by Wyoming's extractive industries.

Gifts totalling \$2 million by George and Dianna Archuleta of La Barge and Ron and Linda Flack of Cheyenne, launched UW's Intercollegiate Athletics capital campaign for facilities. Their gifts were made in March of 2004. Many other alumni, friends and Cowboy supporters also contributed through the Strategic Plan for Intercollegiate Athletics,

The new elements of the 2013 design include the words "Jonah Field" prominently displayed on both sidelines. A depiction of Wyoming's iconic Teton Mountains are prevalent in both end zones along with the traditional words "WYOMING" and "COWBOYS" in brown on a gameday gold background in opposite end zones. Those words appear in a new western-style font. Also new is the lettering "7220 Feet" on both sidelines, indicating the elevation of War Memorial Stadium as the highest NCAA Football Bowl Subdivision field in the nation. Wyoming's traditional "Steamboat" symbol of a bucking horse and rider will remain at midfield in brown, outlined in white and gameday gold.

The field design was provided by award-winning graphic designer David Coleman, who is a Wyoming native and UW graduate.

The project was supervised by the Mountain West Regional Manager for FieldTurf, Jed Easterbrook, who is also a UW graduate and Cowboy baseball letterwinner.



# THE “BORDER WAR” AND THE “BRONZE BOOT”



The annual Wyoming-Colorado State “Border War” football game has evolved into one of the most bitterly contested rivalries in college football.

The series began in 1899, and has been played in three different centuries. Wyoming and CSU have waged the “Border War” every year but six since the schools began playing, and the 2016 season will mark the 71st consecutive season the two border rivals will meet, dating back to 1946. In fact, this is one of the oldest rivalries west of the Mississippi River. This year will mark the 108th meeting.

In 1968, the ROTC detachments of the respective schools initiated the “Bronze Boot”, traveling trophy awarded to the winner of the contest each year. The Boot was originally worn in Vietnam by Dan Romero, a CSU ROTC instructor. The boot has rested in UW’s possession in 24 of the 48 years since its inception.

The “Bronze Boot” has become one of the most famous traveling trophies in college football. This year’s 2016 meeting will be the 49th time the trophy has been fought over.

<i>Year</i>	<i>Outcome</i>	<i>Site</i>	<i>Year</i>	<i>Outcome</i>	<i>Site</i>
1968	Wyoming 46, Colorado State 14	Ft. Collins	1993	Colorado State 41, Wyoming 21	Laramie
1969	Wyoming 39, Colorado State 3	Laramie	1994	Colorado State 35, Wyoming 24	Ft. Collins
1970	Wyoming 16, Colorado State 6	Ft. Collins	1995	Colorado State 31, Wyoming 24	Laramie
1971	Wyoming 17, Colorado State 6	Laramie	1996	Wyoming 25, Colorado State 24	Ft. Collins
1972	Wyoming 28, Colorado State 9	Ft. Collins	1997	Colorado State 14, Wyoming 7	Laramie
1973	Wyoming 35, Colorado State 3	Laramie	1998	Wyoming 27, Colorado State 19	Ft. Collins
1974	Colorado State 11, Wyoming 6	Ft. Collins	1999	Colorado State 24, Wyoming 13	Laramie
1975	Colorado State 3, Wyoming 0	Laramie	2000	Colorado State 37, Wyoming 13	Ft. Collins
1976	Colorado State 19, Wyoming 16	Ft. Collins	2001	Colorado State 42, Wyoming 14	Laramie
1977	Wyoming 29, Colorado State 13	Laramie	2002	Colorado State 44, Wyoming 36	Ft. Collins
1978	Wyoming 13, Colorado State 3	Ft. Collins	2003	Wyoming 35, Colorado State 28	Laramie
1979	Colorado State 20, Wyoming 16	Laramie	2004	Colorado State 30, Wyoming 7	Ft. Collins
1980	Colorado State 28, Wyoming 25	Ft. Collins	2005	Colorado State 39, Wyoming 31	Ft. Collins
1981	Wyoming 55, Colorado State 21	Laramie	2006	Wyoming 24, Colorado State 0	Laramie
1982	Colorado State 9, Wyoming 3	Ft. Collins	2007	Colorado State 36, Wyoming 28	Ft. Collins
1983	Wyoming 42, Colorado State 17	Laramie	2008	Colorado State 31, Wyoming 20	Laramie
1984	Wyoming 43, Colorado State 34	Ft. Collins	2009	Wyoming 17, Colorado State 16	Ft. Collins
1985	Colorado State 30, Wyoming 19	Laramie	2010	Wyoming 44, Colorado State 0	Laramie
1986	Colorado State 20, Wyoming 15	Ft. Collins	2011	Wyoming 22, Colorado State 19	Ft. Collins
1987	Wyoming 20, Colorado State 15	Laramie	2012	Wyoming 45, Colorado State 31	Laramie
1988	Wyoming 48, Colorado State 14	Ft. Collins	2013	Colorado State 52, Wyoming 22	Laramie
1989	Wyoming 56, Colorado State 35	Laramie	2014	Colorado State 45, Wyoming 31	Ft. Collins
1990	Colorado State 17, Wyoming 8	Ft. Collins	2015	Colorado State 26, Wyoming 7	Laramie
1991	Wyoming 35, Colorado State 28	Laramie	<b>The Bronze Boot Series</b> Wyoming 24 Wins, CSU 24 Wins		
1992	Wyoming 31, Colorado State 14	Ft. Collins			





The statue **“Fanning a Twister”**, depicting the great Wyoming bucking horse Steamboat was erected in 1991 north of War Memorial Stadium to welcome visitors to the University of Wyoming Athletics complex. Sculptor Peter Fillerup from Cody, Wyo., created “Fanning a Twister”.

# BUCKING HORSE AND RIDER — SYMBOL OF WYOMING

## Cowboy Tough Statue

The sculpture “Cowboy Tough” was added to the UW Athletics facilities in the early 2000s. Casper, Wyo., artist Chris Navarro created this new bucking horse and rider sculpture.

There are two full-size originals of the statue that are located in the UW Athletics Department — one is on the second floor of the Rochelle Athletics Center and the second sits at the north endzone of War Memorial Stadium. It has become a tradition for the Wyoming Cowboy players and coaches to touch “Cowboy Tough” as they enter and exit the field at War Memorial Stadium on gamedays.



The symbol on the Wyoming Cowboy football helmet depicts a Cowboy riding a bucking horse. That symbol has been a part of the University of Wyoming Athletics Department since the early 1920s, when UW equipment manager Deane Hunton obtained a photograph of cowboy Guy Holt riding the world famous bucking horse “Steamboat” at the Albany County fairgrounds in 1903. Hunton traced the photo of Steamboat and Holt and turned it into a logo for use on athletics equipment. Steamboat was born on a ranch between Laramie and Bosler, Wyo., in 1901, and is regarded as one of the greatest bucking horses in history.

In later years, the symbol used by Wyoming Athletics more closely resembled the logo on the state’s automobile license plates., which depicted another famous bucking horse “Deadman” with a rider by the name of “Stub” Farlow atop it. “Deadman” was owned by the Jackson Hole Frontier Association. The license plate design was developed by the then Secretary of State, Lester C. Hunt, who later became the Governor of Wyoming and a United States Senator in 1935. Hunt utilized a photograph of “Deadman” and Farlow for the design of the state’s license plates, which first appeared in 1936.

While there are differing opinions on exactly which horse and rider are depicted on all of UW’s athletics uniforms today, it is the symbol that is important. The bucking horse and rider represents the toughness, and the never-say-die spirit that is Wyoming. Whether it is “Steamboat” or “Deadman”, the bucking horse and rider logo is without a doubt one of the best and most distinctive symbols in college sports.



# EXCELLENCE PRIDE TRADITION WAR MEMORIAL

## War Memorial Stadium, Circa 1990s

This aerial photo of War Memorial Stadium, looking toward the southwest, shows a sellout crowd in the 1990s, prior to artificial turf being installed in "The War", and prior to the Rochelle Athletics Center being built at the north end of the field.

## STADIUM



### Stadium Dedication

*Sept. 23, 1950, Versus Baylor*

War Memorial Stadium was dedicated on Sept. 23, 1950, in a game versus Baylor. The Bears came to Laramie nationally ranked. They were led by quarterback Hayden Fry, who later went on to a College Hall of Fame career as head coach at SMU and Iowa. But Wyoming recorded a 7-0 victory over the Bears led by single-wing tailback Eddie "Boom Boom" Talboom, who would also later be inducted into the College Football Hall of Fame as a player. Wyoming went on to achieve an undefeated season, 10-0-0, and earned the school's first bowl bid to the 1951 Gator Bowl.



### Jonah Field at War Memorial Stadium

*2005 — First Season of Artificial Turf*

In 2005, artificial turf was installed in War Memorial Stadium for the first time after 55 seasons of featuring a natural grass surface in the stadium. This photo from the 2005 TCU game shows the artificial surface that was installed in the summer of 2005 at a cost of slightly more than \$1 million.

In conjunction with the installation of the artificial surface, the field at War Memorial Stadium was named Jonah Field to recognize a very generous gift of \$5 million by the John and Mari Ann Martin and Mick and Susie McMurry families to the UW Athletics Department. The Martin and McMurry families developed the Jonah Field natural gas field in western Wyoming.

### War Memorial Stadium Attendance Highs

#### Single Game Attendance

34,745 vs. Colorado State (10/18/97)  
34,231 vs. BYU (11/10/90)  
32,617 vs. Nebraska (9/24/11)  
32,210 vs. UTEP (11/5/88)  
31,742 vs. BYU (10/18/86)  
31,620 vs. Virginia (9/1/07)  
31,017 vs. Texas (9/12/09)

#### Season Attendance

149,625 in 1990 (7 games)  
142,516 in 1988 (6 games)  
137,484 in 1987 (6 games)  
133,138 in 2007 (6 games)  
132,974 in 2011 (6 games)  
130,205 in 1983 (6 games)

#### Attendance Average

24,831 in 1977 (5 games)  
23,753 in 1988 (6 games)  
22,965 in 1978 (5 games)  
22,914 in 1987 (6 games)  
22,190 in 2007 (6 games)  
22,162 in 2011 (6 games)

### War Memorial Stadium Sellouts

<i>Year</i>	<i>Opponent</i>	<i>Attendance</i>	<i>Stadium Capacity</i>
1959	Air Force Academy	20,257	20,000
1960	Air Force Academy	21,217	20,000
1967	Air Force Academy	21,623	20,000
	Colorado State	20,063	20,000
1968	Utah State	20,709	20,000
1969	Arizona	20,400	20,000
1990	Brigham Young	34,231	33,500
1997	Colorado State	34,745	33,500
2007	Virginia	31,620	30,514
2009	Texas	31,017	30,514
2011	Nebraska	32,617	29,181

### Million Milestones

**Attendance Entering 2016 Season:**

6,265,521

**The First Million:**

Oct. 7, 1967 vs. Brigham Young (UW won 26-10) (75th game in stadium)

**The Second Million:**

Sept. 17, 1977 vs. UTEP (UW won 27-17) (128th game in stadium)

**The Third Million:**

Oct. 11, 1986 vs. Utah (UW won 38-14) (181st game in stadium)

**The Fourth Million:**

Oct. 28, 1995 vs. Colorado State (UW lost 24-31) (231st game in stadium)

**The Fifth Million:**

Oct. 8, 2005 vs. TCU (UW lost 14-28) (289th game in stadium)

**The Sixth Million:**

Oct. 19, 2013 vs. Colorado State (UW lost 22-52) (338th game in stadium)



# EXCELLENCE PRIDE TRADITION WAR MEMORIAL STADIUM



## War Memorial Stadium, 2013

Wyoming's Jonah Field is pictured as it appeared during the 2013 season following installation of its new FieldTurf Revolution playing surface. The state-of-the-art surface was installed in the summer of 2013 at a cost of \$500,000. Pictured in the upper center of the photo is Wyoming's Indoor Practice Facility.



## First Night Game in War Memorial

*Sept. 1, 1988, Versus BYU*

The first night game played in War Memorial Stadium took place on Sept. 1, 1988, versus Brigham Young. The Cowboys captured a 24-14 victory over the Cougars on way to an 11-2-0 season and the 1988 Western Athletic Conference Championship.



## War Memorial Stadium, 2010

Wyoming's night game versus Boise State was played on Sept. 18, 2010. The game, played before a capacity crowd, put on display Wyoming's newly-constructed Wildcatter Stadium Club & Suites, which opened in 2010.

## Wyoming's Record in War Memorial Stadium

Number of Games Played in The War Entering 2016 Season	352 games
Wyoming's Home Record in the 1950s	30- 9- 4 (.744)
Wyoming's Home Record in the 1960s	37- 4- 1 (.893)
Wyoming's Home Record in the 1970s	26-25- 1 (.510)
Wyoming's Home Record in the 1980s	44-16- 0 (.733)
Wyoming's Home Record in the 1990s	45-15- 1 (.746)
Wyoming's Home Record in the 2000s	28-30- 0 (.483)
Wyoming's Home Record in the 2010s	16-20- 0 (.444)
Wyoming's All-Time Home Record in War Memorial Stadium	226-119- 7 (.652)



*War Memorial Stadium is the only state-and privately-funded memorial to Wyoming veterans, but when it was dedicated it honored only those who served in World War II. The Veterans' Memorial Plaza honors the veterans of all other wars, thereby making the entire stadium truly a Wyoming veterans' memorial.*

# THE VETERANS' MEMORIAL PLAZA



**Gen. Pete Schoomaker**, former U.S. Army Chief of Staff who lettered for the Cowboys from 1966 to 1968, spoke to the team prior to a recent game.

Cowboy fans have witnessed the glory of Wyoming Football in the beautiful confines of War Memorial Stadium since 1950. However, the magnificent football venue, along with its fieldhouse counterpart, had very humble beginnings. The very thought of the two structures started out as just a dream by the UW Board of Trustees at the end of World War II in 1946.

The 'War to End All Wars' hit the University of Wyoming hard, as many of its students left school to serve their country. But at the conclusion of the war, UW President George 'Duke' Humphrey, Athletics Director Glenn 'Red' Jacoby and the UW Board of Trustees started a state-wide campaign to help raise additional money for the construction of a new football stadium and basketball fieldhouse for the Cowboys. The two structures would be living memorials to honor those Wyoming natives who served in World War II. The Board of Trustees believed that such facilities would serve an important role in the physical development of Wyoming's future generations.

On September 16, 1950, the Cowboys downed Montana State 61-13 in their new stadium. A week later, September 23, 1950, President Humphrey, along with Athletics Director Jacoby, dedicated War Memorial Stadium to over thirty-thousand Wyoming veterans who bravely served in World War II. The Pokes went on to win their second home game in the stadium, 7-0 over Baylor.

"War Memorial Stadium is a state memorial to our war heroes. Surely, there could be no better way the people of Wyoming could memorialize the men and women of our state who served so bravely in World War II," said Jacoby in 1950.

Since World War II, many citizens of Wyoming have served their country during times of conflict.

Some even gave the ultimate sacrifice for the values of freedom, independence and liberty — values every person in Wyoming holds close to their heart.


The University of Wyoming, along with the Veterans' Memorial Plaza committee dedicated an addition to this beautiful stadium in 2003. The Veterans' Memorial Plaza recognizes all Wyoming veterans who have bravely and faithfully served their country in any time of armed conflict. This dedication makes true to the title "War Memorial Stadium".

The Veterans' Memorial Plaza was funded almost identically to how the stadium was funded. The committee received funds from the Wyoming State Legislature, University of Wyoming, the Wyoming Governor's Office, along with veterans, corporations and general public donations. War Memorial Stadium was funded in the same manner as the Wyoming State Legislature and public donations footed much of the cost of its construction.

The Plaza is separated into two sections in the north end zone. As you look north, the section on the right displays flags of every military branch; Army, Navy, Marines, Air Force, Coast Guard and Merchant Marines. That structure also features a dedication plaque to all Wyoming veterans as well as two plaques listing all contributors to the memorial funding. The section to the left proudly displays the United States flag and Wyoming's state flag along with the P.O.W./M.I.A. banner. The original plaque that dedicated War Memorial Stadium to the veterans of World War II on September 23, 1950, also is located there, as is a plaque presented to UW by Vice President Dick Cheney on Veterans Day 1999 (during the 20th Century Commemorative of Veterans' celebration).

The Veterans' Memorial Plaza honors the bravery and faithful service Wyoming veterans have given our country for over half a century. A nation, along with the state of Wyoming, will forever be indebted.





**A photo mural of Paul Roach** being carried off the field by his players adorns one wall of the Paul and Marge Roach Hall at War Memorial Lobby. The photo of Roach being carried off the field was taken in the Sun Bowl in El Paso, Texas, following Wyoming's 37-13 regular-season win over UTEP that clinched the 1987 Western Athletic Conference Championship.

# PAUL & MARGE ROACH HALL

## AT WAR MEMORIAL LOBBY



### Paul and Marge Roach

*"This state, the University, and the intercollegiate athletics program have always been very special to my family," said Roach at the dedication of Roach Hall. "We will always cherish our association with the great fans of Wyoming."*




### Paul Roach Highlights

As an assistant coach, head coach and athletics director at the University of Wyoming, Paul Roach was a part of six of Wyoming's 13 bowl teams and six of seven Western Athletic Conference Championships. Among his other accomplishments was establishment of the UW Intercollegiate Athletics Hall of Fame in 1993.



Opened in the fall of 2010, the Wildcatter Stadium Club & Suites features 12 individual suites and 256 club seats.



The beautiful Wildcatter Stadium Club & Suites under the lights.

# WAR MEMORIAL STADIUM'S WILDCATTER STADIUM CLUB AND SUITES



A look inside one of the 12 suites contained in the Wildcatter Stadium Club & Suites.



An exciting new facility, offering University of Wyoming Football fans the advantages of indoor, luxury seating, began construction in the spring of 2009 and was named the Wildcatter Stadium Club & Suites at War Memorial Stadium. The new facility project was completed for the start of the 2010 football season.

A total of 12 individual suites along with a stadium-club area that contains 256 indoor seats is located on the upper east side of War Memorial Stadium and is named after the many successful "Wildcatters" of Wyoming. A Wildcatter is a person who displays the strength and courage to risk drilling oil or gas wells in areas where there is no guarantee that oil or gas will be found.

The project was funded with private donations and matching funds appropriated by the Wyoming State Legislature.

The world-renown architecture and design firm Populous served as designer for the Wildcatter Stadium Club & Suites at War Memorial Stadium. Populous has designed athletic facilities around the world for the past 25 years. Included in its recent projects are: the University of Phoenix Stadium, home of the Arizona Cardinals of the NFL; Heinz Field, home of the Pittsburgh Steelers; a renovation of the University of Oklahoma Stadium; the new Busch Stadium, home of the St. Louis Cardinals; AT&T Park, home of the San Francisco Giants; the new Yankee Stadium; and the London 2012 Olympic Stadium.

In connection with the Wildcatter Stadium Club & Suites at War Memorial Stadium, the new War Memorial Stadium east side renovation was completed at the same time. The renovation of the east side of War Memorial included improved seating, enhanced concession areas and improved and expanded restroom facilities for fans.



EXCELLENCE

PRIDE

TRADITION

# “THE WAR”

## HIGHEST STADIUM IN THE LAND — 7,220 FEET

The new 2013 redesign of the playing surface on Jonah Field at War Memorial Stadium prominently displays the elevation of “7220 Feet” on the sidelines.



Wyoming's War Memorial Stadium, “The War”, is the highest NCAA Football stadium in the country at 7,220 feet. It has gone through extensive renovations and new construction over the past decade. The new Wildcatter Stadium Club and Suites, pictured above, were completed in 2010. An extensive renovation of the east side seating, bathroom and concession areas was completed at the same time the Wildcatter addition was constructed.

Wyoming fans cheer on the Cowboys with the Wildcatter Stadium Club & Suites overlooking Jonah Field.



COWBOY

41

FOOTBALL



Wyoming's expansive Indoor Practice Facility. In the background, the many banners commemorating Wyoming's bowl appearances and conference championships through the years hang from the ceiling. The banners span the time of Wyoming's first Skyline Conference Championship in 1949 through the Cowboys' appearance in the 2011 Gildan New Mexico Bowl.

# INDOOR PRACTICE FACILITY


The exterior of the Indoor Practice Facility as you approach from the adjoining War Memorial Stadium.

In the fall of 2007, Wyoming's new Indoor Practice Facility (IPF) opened for use. Containing over 80,000 square feet, the facility includes a full-size 100-yard by 50-yard football field, featuring a state-of-the-art artificial turf surface.

The Indoor Practice Facility was built at a cost of \$11 million.

Wyoming's Indoor Practice Facility is a full-size football field, allowing the Cowboys' workouts to be as efficient as possible with no limitations due to size.





A view of Wyoming's 80,000 square-foot Indoor Practice Facility from above.




A view of the IPF from ground level.

# INDOOR PRACTICE FACILITY

The Indoor Practice Facility shown on gameday just north and east of War Memorial Stadium.







# ROCHELLE

## ATHLETICS CENTER

### The Rochelle Athletics Center as Seen From War Memorial Stadium

The proximity of the Rochelle Athletics Center (RAC) and Indoor Practice Facility to War Memorial Stadium make the UW Football Complex one of the finest in the country. The RAC and Indoor Practice Facility are pictured here in a photo taken from the west upper deck of War Memorial Stadium.



The University of Wyoming has experienced remarkable success nationally through the years on the field and in the classroom. The Curtis and Marian Rochelle Athletics Center (RAC) ensures a continuation of that success, as well as enhancing the Cowboys' reputation across the country. The Rochelle Athletics Center has allowed UW to continue its tradition of providing quality academic programs side-by-side with a quality football program.

Thanks to a \$4.2 million gift from the Rochelles, the largest in school history at the time, the facility began construction in May of 2000. It was completed in August of 2001 at a total cost of \$9.4 million. The project was funded totally by private donations.

Located just north of War Memorial Stadium, the RAC occupies 46,140 square feet. It includes a state-of-the-art sports medicine and treatment center, a strength and conditioning center, an academic and counseling area and large meeting rooms.

The expanded academic support area provides a full range of services for student-athletes. Included are networked computer stations, a student counseling area and study tables.

A broader scope and greater availability of sports medicine services includes space for treatment, practice preparation, examination/diagnosis and hydrotherapy. The strength and conditioning center allows improved weight and agility training for the Cowboys.

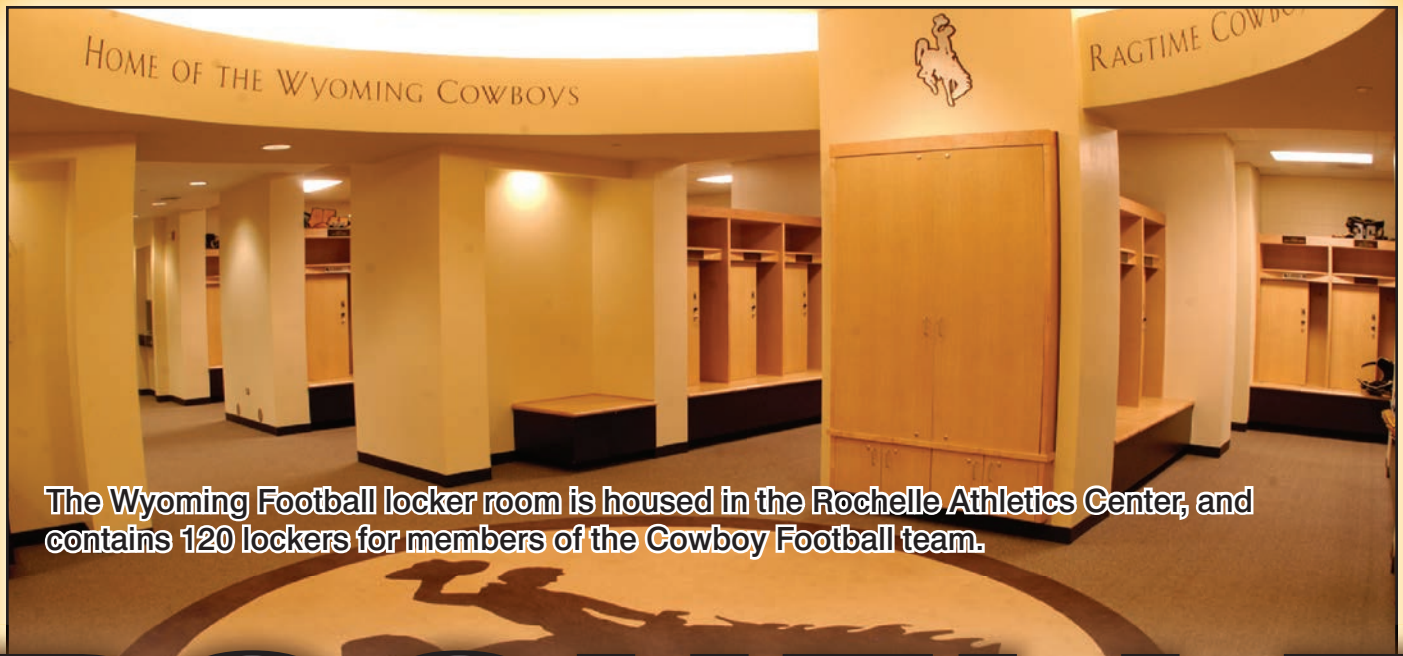
"We wanted our gift to help create a lasting athletic legacy for the University and for the State of Wyoming," Rochelle said after presenting the gift. "The University of Wyoming has had a major influence in our lives. We are proud to be a part of the tradition of academic and athletic excellence at the University of Wyoming."

Born in Lusk, Wyo., Rochelle received a B.S. degree in animal science from UW in 1941. While a student, he was president of his senior class.

Rochelle served as a UW Trustee from 1983 through 1989, and received a UW Trustee Award of Merit. In 1994, he was awarded the UW Medallion Service Award recognizing his outstanding service and dedication to the University. Marian, a native of Denver, is a graduate of Stephens College in Columbia, Mo., and Colorado College in Colorado Springs.

Curtis Rochelle passed away in the spring of 2005.





The Wyoming Football locker room is housed in the Rochelle Athletics Center, and contains 120 lockers for members of the Cowboy Football team.

# ROCHELLE

## ATHLETICS CENTER



### The Rochelle Athletics Center (RAC)

In addition to housing an academic counseling center, strength and conditioning facility and sports medicine center that serve all of UW's student-athletes, the RAC houses the Wyoming football locker room and football coaches' offices.



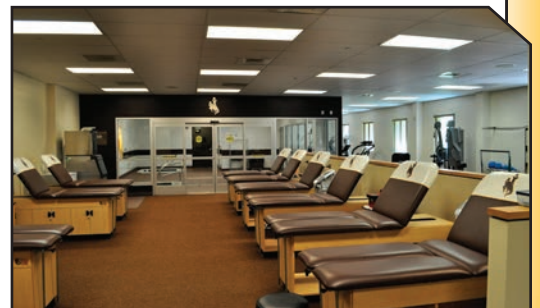
Strength and Conditioning Facility



Academic Center

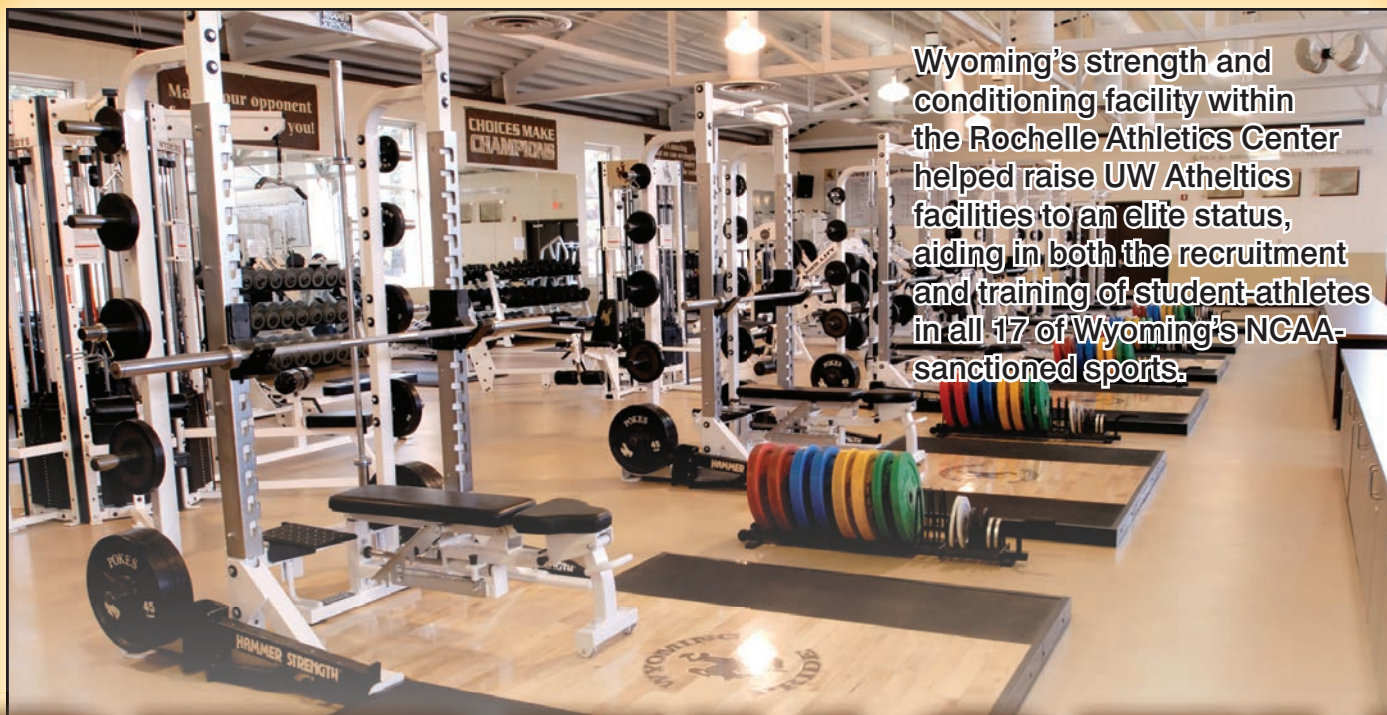


Marian and the late  
Curtis Rochelle



Sports Medicine Center





Wyoming's strength and conditioning facility within the Rochelle Athletics Center helped raise UW Athletics facilities to an elite status, aiding in both the recruitment and training of student-athletes in all 17 of Wyoming's NCAA-sanctioned sports.

# STRENGTH & CONDITIONING

## FACILITY

### The Rochelle Athletics Center Strength and Conditioning Facility

By having access to the best in equipment and strength-training personnel, Wyoming student-athletes are offered the tools to reach their full potential athletically.



### 2016 Wyoming Football Strength and Conditioning Staff

Left to Right are: Chase Chesterman (Assistant Coach and Sports Nutritionist), Russell Dennison (Director of Sports Performance), Trent Ward (Assistant Coach) and Jordan Betz (Assistant Coach)

The strength and conditioning facility within the Rochelle Athletics Center is spread out over a spacious 8,633 square feet. It houses state-of-the-art strength-training equipment and allows for Wyoming student-athletes to work out in a comfortable atmosphere.



# EXCELLENCE PRIDE TRADITION STRENGTH TRAINING & NUTRITION



## Russell Dennison, Director of Sports Performance

Russell Dennison was hired as the Director of Sport Performance and Head Football Strength and Conditioning Coach for Wyoming Athletics in January 2016. He came to Wyoming from the University of Oklahoma where he served as an assistant strength and conditioning coach for five years, following his playing career for the Sooners.



**The new Nutrition Center within the Rochelle Athletics Center Strength and Conditioning Area allows for all UW student-athletes to optimize their physical performance for workouts and competition and maintain their minds and bodies at peak condition.**

Wyoming's strength and conditioning program is led by Director of Sport Performance Russell Dennison. Dennison became Wyoming's new Director of Sport Performance and Head Football Strength Coach in 2016 after serving as an assistant strength and conditioning coach for the University of Oklahoma football program for five seasons from 2011-15. Dennison will also oversee the strength and conditioning staff for all of Wyoming's sports teams.

While at Oklahoma, Dennison was responsible for designing speed, strength and conditioning programs for the Sooner Football team, working with Jerry Schmidt, Head of Sports Enhancement at OU. Dennison implemented and instructed football student-athletes on specific speed and strength workouts tailored to their positions. He monitored student-athletes' recovery periods and focused on maximizing recovery sessions. Dennison also worked closely with the OU Sports Science Director in gathering and evaluating data on student-athlete workouts.

During his time coaching with the Sooners, Oklahoma won Big XII Championships in 2012 and 2015. At the conclusion of the 2015 season, OU played in the College Football Playoff Semifinals versus Clemson in the Orange Bowl. The Sooners recorded bowl wins over Iowa in the 2011 Insight Bowl and over Alabama in the Sugar Bowl following the 2013 season. They also made appearances in the Cotton Bowl vs. Texas A&M following the 2012 season and vs. Clemson in the 2014 Russell Athletic Bowl. The Sooners combined record over the five-year span from 2011-15 was 50-15 (.769).

A former Sooner football player, Dennison lettered four years at OU from 2002-05 as a linebacker and fullback. He was part of OU teams that earned their way to three consecutive Big XII Championship games in 2002, 2003 and 2004, winning the Big XII title game in 2002 and 2004. The Sooners played in two consecutive BCS National Championship Games following the 2003 and 2004 seasons, playing LSU in the Sugar Bowl following the 2003 campaign and playing USC in the Orange Bowl following the 2004 season. Dennison was also part of OU teams that defeated Washington State in the Rose Bowl at the conclusion of the 2002 season and defeated Oregon in the 2005 Holiday Bowl. The Sooners compiled a record of 44-9 (.830) during that four-year span. As a freshman at Oklahoma, Dennison won the Freshman Iron Man Award for outstanding performance in strength and conditioning at OU.




Wyoming's spacious Premier Bone & Joint Sports Medicine and Rehabilitation Center within the Rochelle Athletics Center allows UW student-athletes to receive the best in treatment from Wyoming's outstanding athletic training staff.

# STUDENT-ATHLETE HEALTH

## Hydrotherapy Area

During the 2012-13 season, the Bruce Pivic Family made a generous donation to enhance the RAC athletic training center, including a complete renovation of Wyoming's hydrotherapy area. The hydrotherapy area, contained within the sports medicine center, assists student-athletes in prevention, treatment and rehabilitation of injuries.



## Underwater Treadmill

In 2014, a new underwater treadmill pool was added to the hydrotherapy area to further aid all UW student-athletes in injury treatment and rehabilitation. This new pool also features an underwater camera system that allows the athletic-training staff to evaluate and monitor rehab sessions on the treadmill.

The Premier Bone & Joint Sports Medicine and Rehabilitation Center, located in Wyoming's Rochelle Athletics Center, contains 4,829 square feet.

The University of Wyoming athletic-training staff utilize the most current preventive and rehabilitative techniques in treating UW student-athletes.

A staff of five full-time, certified athletic trainers, two graduate assistants and student athletic trainers work to meet the needs of Wyoming's student-athletes.



# STUDENT-ATHLETE HEALTH



Michael Kaplan, M.D.



Thomas A. Bienz, M.D.



Jay G. Carson, M.D.



Daniel E. Levene, M.D.



Ryan A. Aukerman, M.D.



Mark McKenna, M.D.



William Bodemer, M.D.

The physicians of Premier Bone & Joint Centers are the team orthopedic doctors for UW Athletics. Premier Bone & Joint Centers offer seven surgeons who are on call for Wyoming sports injury management. Should injuries occur, the staff at Premier also is able to provide expertise in treatment and rehabilitation through their main clinic located in Laramie, Wyo.

In addition to the seven physicians, the main clinic in Laramie contains over 33,000 square feet and employs a staff of over 120 administrative and clinical personnel.

The clinic was founded in 1973 by Dr. David A. Kieffer. In 1976, Dr. Robert J. Curnow joined Kieffer in the practice, which they renamed "Gem City Bone & Joint." Kieffer and Curnow served as the team physicians for University of Wyoming athletics teams for many years. Following Kieffer's and Curnow's retirements as senior team physicians, Dr. Jay Carson and Dr. Ryan Aukerman assumed those duties in August 2008. Carson stepped down as a team physician in 2011. Aukerman now serves as the Head Team Physician. He is joined by Dr. Mark McKenna in treating University of Wyoming student-athletes.

Premier Bone & Joint Centers serves patients throughout the state of Wyoming, western Nebraska, western South Dakota and northeastern Colorado through nine locations in: Laramie, Casper, Cheyenne, Gillette, Rawlins, Riverton, Rock Springs, Torrington and Wheatland.

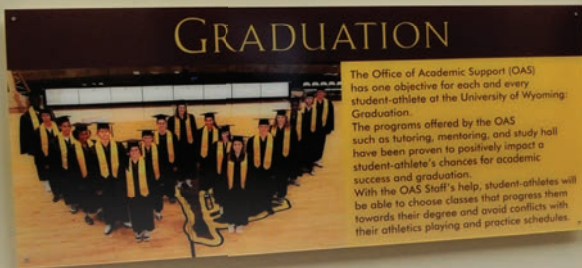
Premier's staff of orthopedic physicians specialize in treatment of virtually every area of the body, including: elbow; foot and ankle; hand; wrist; knee; shoulder; neck; and spine.

As a demonstration of its support of UW Athletics, Premier Bone & Joint Centers made a major commitment of support to the Rochelle Athletics Center (RAC) at the University of Wyoming for a medical treatment facility. In recognition of that support, the medical area of the RAC is named the "Premier Bone & Joint Sports Medicine and Rehabilitation Center." The financial arrangement with Premier benefitted UW Athletics in the amount of \$750,000.

**PREMIER**   
Bone & Joint Centers



# EXCELLENCE PRIDE TRADITION ACADEMIC CENTER



The Wyoming Athletics Office of Academic Support (OAS) focuses on providing UW student-athletes the academic support system they need to reach the ultimate goal of their college experience — graduation. Five full-time academic counselors are part of the UW Athletics staff, and are available to assist UW student-athletes in pursuing their academic and career goals.



## Wyoming Athletics Academic Center

The Academic Center in the University of Wyoming Athletics Department contains 4,470 square feet, which is divided into a computer lab, study carrels, tutoring and meeting rooms and academic counselors offices.




# EXCELLENCE PRIDE TRADITION ACADEMIC CENTER



## Computer Lab


A separate computer lab allows student-athletes a place to complete assignments and conduct research. The computer lab is available throughout the day and in the evening. It is one of many services that are provided to UW student-athletes to help them achieve their academic goals.



### Ryan McGinn

#### *Academic Coordinator for Football*

Ryan McGinn works on a day-to-day basis with Wyoming football student-athletes, answering questions related to their academic progress, arranging tutors and providing overall academic support to help them successfully pursue their chosen areas of study.



## Tutoring Rooms

The academic support staff in the UW Athletics Department works closely with student-athletes to provide tutoring as need be. To accommodate tutoring sessions, individual rooms are provided for student-athletes to meet with tutors in a wide range of subject areas.



### Albert Reiser

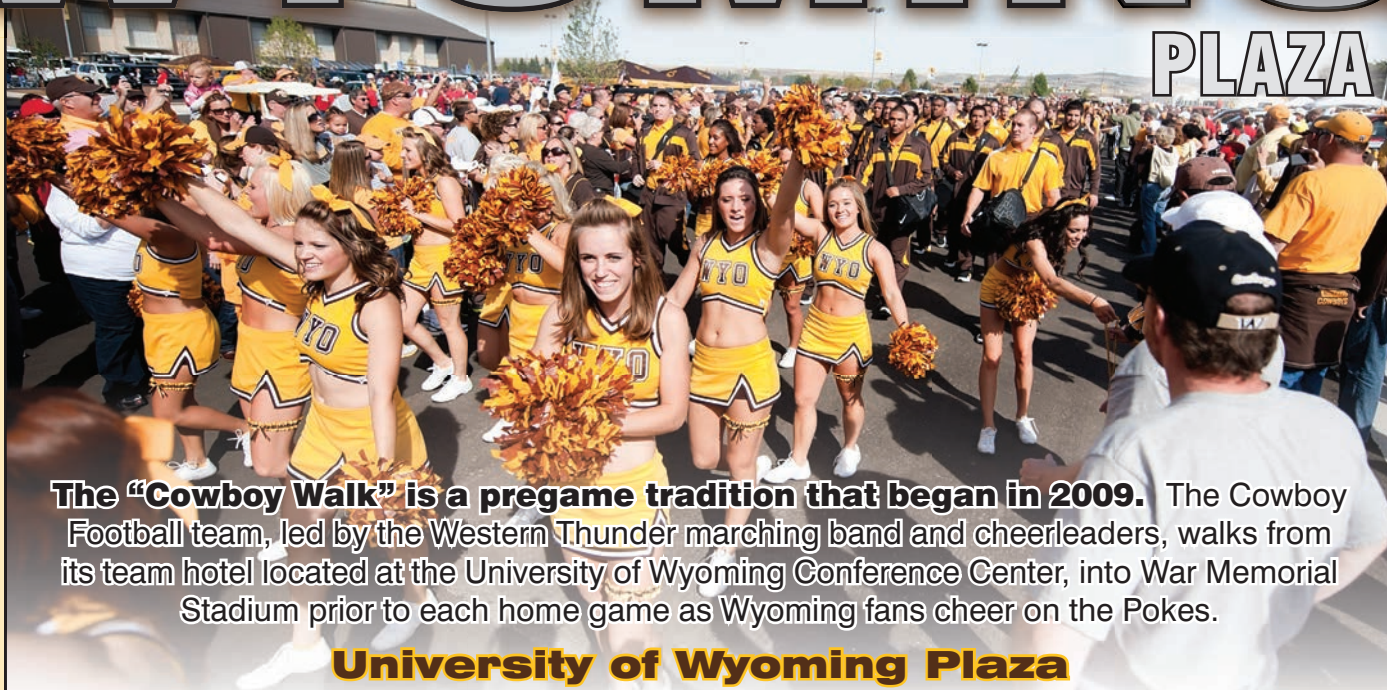
#### *Assistant A.D. for Academic Services*

Albert Reiser oversees a staff of four academic counselors as they work to provide academic services for all student-athletes on the University of Wyoming's 17 sports teams.



# UNIVERSITY OF WYOMING

PLAZA



The **"Cowboy Walk"** is a pregame tradition that began in 2009. The Cowboy Football team, led by the Western Thunder marching band and cheerleaders, walks from its team hotel located at the University of Wyoming Conference Center, into War Memorial Stadium prior to each home game as Wyoming fans cheer on the Pokes.

## University of Wyoming Plaza

In December of 2005, development of the University of Wyoming Plaza Commercial Shops began. The Plaza has had numerous shops open since 2008, with additional shops expected to be added in the future.

Currently the UW Plaza includes such businesses as Chili's, Coal Creek Coffee, Great Clips, Jimmy John's Gourmet Sandwiches, McAlister's Deli and Union Wireless. There is a total of 58,000 square feet available for retail shops and restaurants and another 30,000 square feet of Class A office space available for sale or lease.

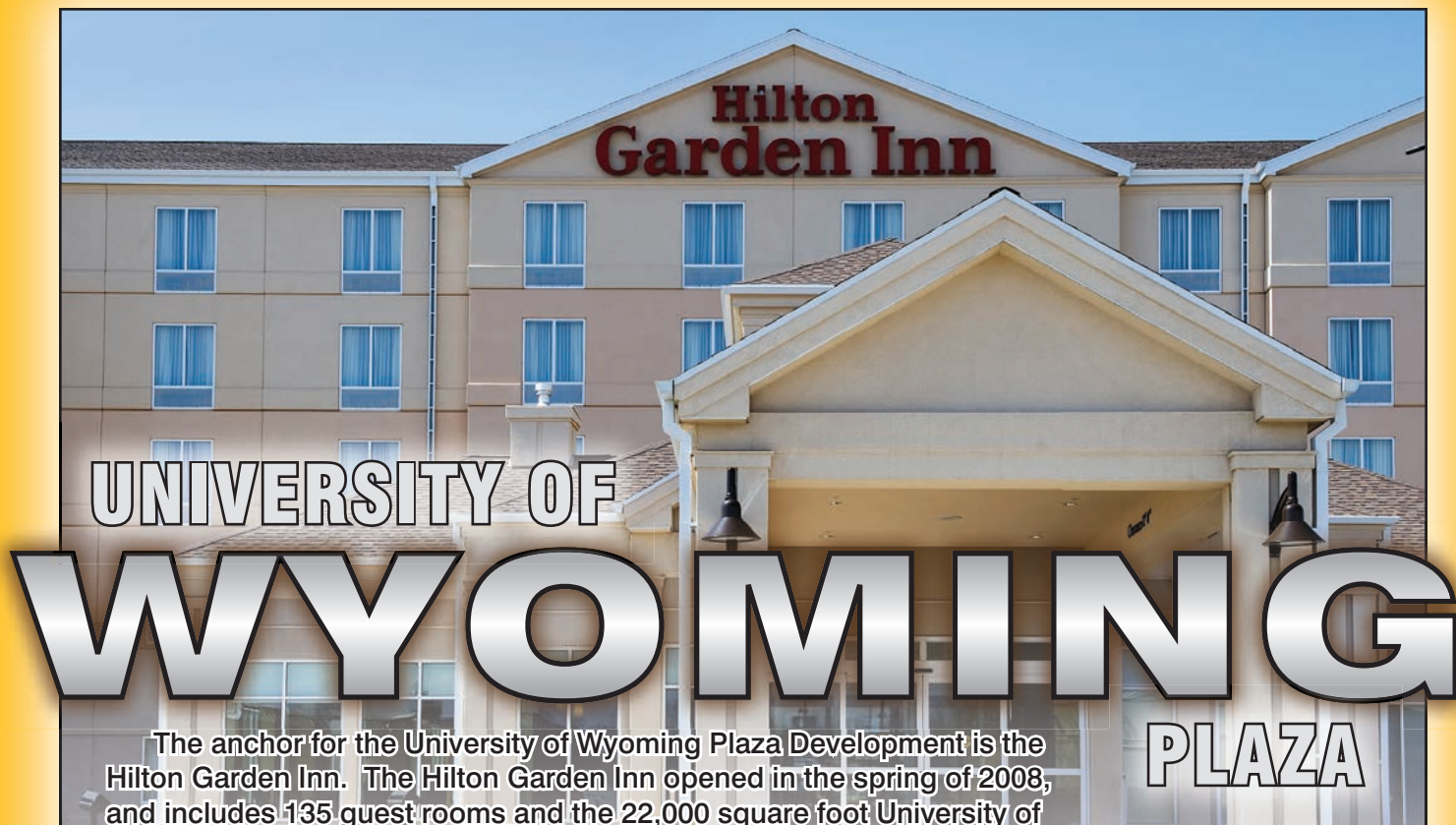


## University of Wyoming Apartments

Located north and east of the UW Plaza are the University Apartments at the University of Wyoming that provide housing for families, married couples and single parents.







# UNIVERSITY OF WYOMING PLAZA

The anchor for the University of Wyoming Plaza Development is the Hilton Garden Inn. The Hilton Garden Inn opened in the spring of 2008, and includes 135 guest rooms and the 22,000 square foot University of Wyoming Conference and Education Center.

Beginning in the fall of 2009, the Wyoming Cowboy Football team began spending Friday nights before home games at the Hilton.



## The University of Wyoming Conference Center

UW's marching band, Western Thunder, prepares to lead the Wyoming Cowboys on the "Cowboy Walk" which begins at the University of Wyoming Conference Center.



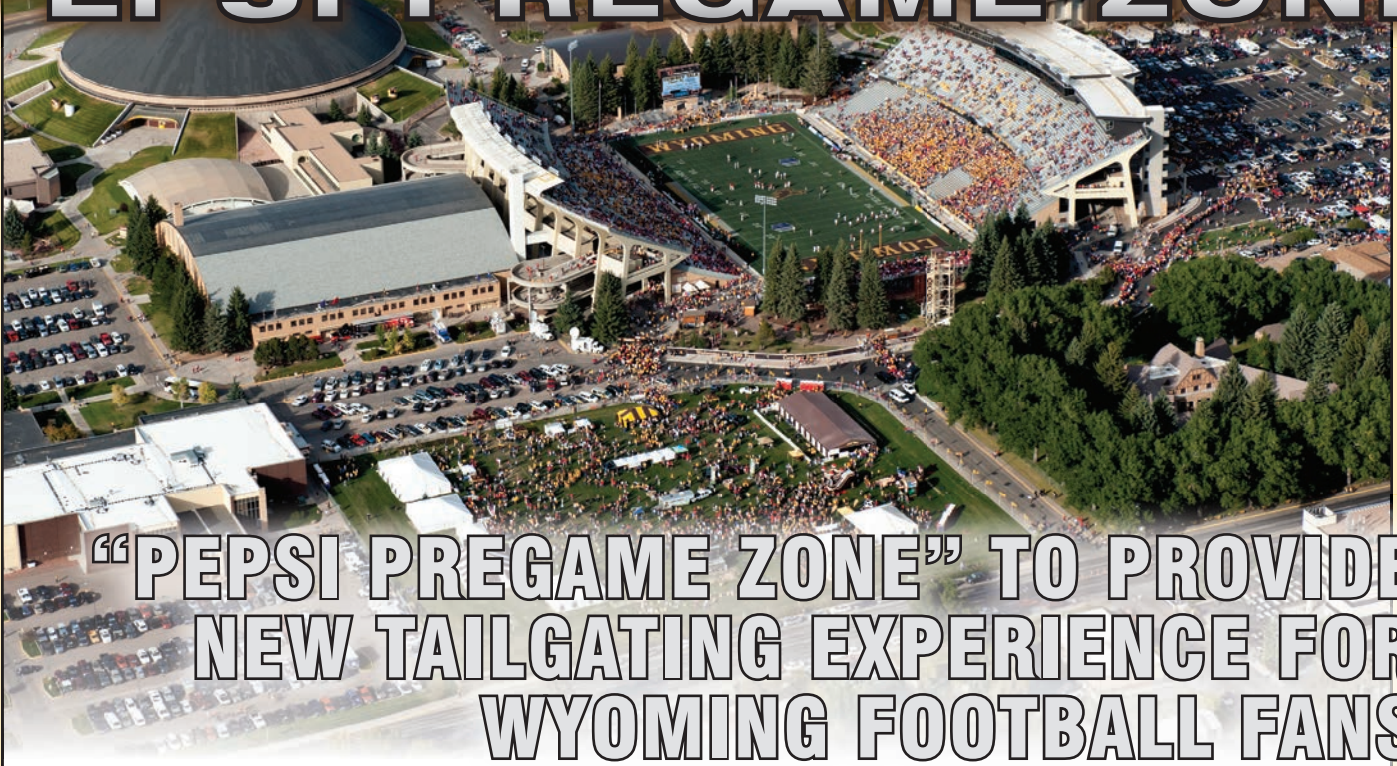
## The University of Wyoming Plaza

The University of Wyoming Plaza is located just east of War Memorial Stadium. The University of Wyoming Conference Center and team hotel, Hilton Garden Inn, are part of the UW Plaza. Here they are as seen from the Wildcatter Stadium Club & Suites at War Memorial Stadium.





# EXCELLENCE PRIDE TRADITION PEPSI PREGAME ZONE



**“PEPSI PREGAME ZONE” TO PROVIDE  
NEW TAILGATING EXPERIENCE FOR  
WYOMING FOOTBALL FANS**



## **“Pepsi Pregame Zone” and “Tailgate Alley” Featured at All Cowboy Home Games**

Wyoming football fans were offered a new tailgating experience in 2014 as the “Pepsi Pregame Zone” kicked off a new era of Cowboy Football. The “Pepsi Pregame Zone” shifted the pregame tailgating area to the Indoor Practice Facility and Ford Stadium Lot, and incorporated a new “Tailgate Alley” adjacent to the Indoor Practice Facility.

The “Pepsi Pregame Zone” is open to all fans, and kicks off three hours prior to each home football game in the Indoor Practice Facility. Food and drink vendors, WYO merchandise sales, kids’ games and activities, live music and televised national football games are featured for fans’ enjoyment.

“Tailgate Alley”, adjacent to the south side of the Indoor Practice Facility and at the north end of the Ford Stadium Lot, is a reserved area for the truest of tailgaters. Reserved spots in “Tailgate Alley” are limited, so make your reservations with the Cowboy Joe Club now for the coming season.



The “Pepsi Pregame Zone” provides a fun, family atmosphere for Wyoming fans -- many of whom drive several hours from every corner of the Equality State to come cheer on their Pokes.

Fans can share some food and drink as they talk about the day’s upcoming game, while their kids play a game of catch. Others listen to a local band, or wait to see Wyoming’s marching band, “Western Thunder”, make their regular appearance prior to every home game.



# EXCELLENCE PRIDE TRADITION LARAMIE

## ...BEAUTIFUL COLLEGE TOWN



One of the best things about Laramie is its location between two beautiful mountain ranges — the Snowy Range to the west and the Laramie Range to the east. It's a place of blue skies and clean air. Much of the area surrounding Laramie is public National Forest land. That means great access! You can head for the nearby mountains and find yourself on a hiking, biking or skiing trail within 15 minutes. There's also nearby rock climbing at the impressive Vedauwoo formations. You can be downhill skiing in the Snowy Range within 45 minutes. Laramie is convenient to the world-class skiing offered in Steamboat Springs and other nearby resorts.

For a different kind of fun, you can be in Denver within two and a half hours. There is an amazing array of culture throughout the area, plus the tremendous sports heritage of the Rockies, Broncos, Nuggets and Avalanche.

With its colorful Western heritage, cultural activities and outstanding outdoor recreation, the Laramie area captivates visitors from all over the world.





# WYOMING

## ...THERE'S NO PLACE LIKE IT



They say it's beauty is like no other, and you fall in love with its people.

Wyoming, it is like no place on earth. Within it's boundaries is America's first and largest national park, Yellowstone. The unbounding beauty there includes "Old Faithful" geyser and Yellowstone Lake, the world's largest high-mountain lake. There is Yellowstone Falls, so awe-inspiring, it'll take your breath away. There are over 260 different species of animals and birds located there.

Wyoming's wonders seem to be unending. There is Grand Teton National Park, whose centerpiece is the spectacular Teton Mountain Range. There is Devil's Tower, America's first national monument. There is the world's largest mineral hot springs located in Thermopolis. There is the beauty of Ten Sleep Canyon and a hundred other places.

For breathtaking beauty, Wyoming is unmatched. Its reputation brings millions of visitors to its borders each year. Plus, some of the best skiing in America can be found in Wyoming. Tourists and sportsmen can't wait to get here to enjoy the clean mountain air and limitless outdoor attractions.


The history of the great American West can be heard whistling through the trees of Wyoming. Wyoming had an historic place in the taming of the West in the late 1800's. Butch Cassidy and the Sundance Kid were two of Wyoming's most famous citizens during the era of lawlessness. There

remain plenty of reminders of an age that will live forever in American lore.

People are Wyoming's strongest resource. These folks are down to earth, friendly and helpful. And, oh how proud they are of their Cowboys. Wyoming has some of the best fans in America. As their only four-year university, Wyoming folks are tremendously supportive of their teams.

Yet, as down to earth as they are, many Wyomingites are on the cutting edge of politics, entertainment and business. Among some of the most famous are: former Vice President of the United States Dick Cheney; Dr. Jerry Buss, owner of the Los Angeles Lakers; Dean Conger, former chief photographer of the National Geographic Society; Curt Gowdy, the most decorated national sportscaster in history; Alan Simpson, former United States Senator; Gerry Spence, attorney and television personality; and General Pete Schoomaker, former U.S. Army Chief of Staff.

For great people, great scenery and a great education, there is no place quite like Wyoming.





# SEASON OUTLOOK







# A DYNAMIC GROUP OF VETERAN PLAYERS RETURN TO LEAD WYOMING COWBOYS IN 2016

## A Total of 45 Letterman and 18 Starters Return From Last Season

The Wyoming Cowboys will enter the 2016 season with a group of dynamic players returning that should be among the best at their positions in the Mountain West Conference and nationally. Third-year Cowboy head coach **Craig Bohl** will also welcome back a larger number of experienced players and starters in 2016. A total of 45 lettermen and 18 starters will return for the Cowboys this coming season compared to 37 returning lettermen and 10 returning starters in 2015, however, many of those returners are still relatively young players. The Cowboys ranked seventh in the nation for the most freshmen played in 2015, with 26, including 16 true freshmen and 10 redshirt freshmen. That led to a number of young Cowboys gaining valuable experience, but also meant many were learning under fire.

Among the group of dynamic Cowboys that emerged in 2015 who will return in 2016 are: junior running back **Brian Hill**, senior offensive guard **Chase Roullier** and senior wide receiver **Tanner Gentry** on offense; and senior outside linebacker and kick returner **D.J. May**, senior middle linebacker **Lucas Wacha** and sophomore free safety **Andrew Wingard** on defense.

Hill will return for his junior season in 2016 after breaking onto the national scene a year ago. He ranked No. 8 in the nation in average rushing yards per game (135.9 yards per game), ranked No. 9 in total rushing yards (1,631) and was No. 13 in the NCAA in all-purpose yards (146.9 per game). Hill was one of only 11 national semifinalists for the Doak Walker Award, presented to the premier running back in the nation each season, and he was the only semifinalist from a non-Power Five conference. His 1,631 yards and 135.9 yards per game set new UW school records, breaking the previous records of 1,455 yards and 121.3 yards per game originally set by Ryan Christopherson in 1994.

Hill has amassed 2,427 rushing yards his first two seasons as a Cowboy. He enters his junior season ranked fifth in school history in rushing yards and needs only 537 yards to break the UW career record. Hill was voted by Mountain West head coaches and media to the All-Mountain West Second Team in 2015 as a sophomore.

Hill was joined on the Second Team by Roullier, who was the Cowboys' top offensive lineman at left guard, and Wingard, who as a true freshman earned both Second Team All-MW recognition and First Team Freshman All-America honors from the Football Writers Association of America (FWAA).



**BRIAN HILL**  
RUNNING BACK

Gentry, who was leading the Mountain West in receiving yards when he suffered a season-ending shoulder injury in week seven, came back stronger than ever during spring practice.

On defense, Wacha, Wingard and May will all play critical roles on the field, as well as play key leadership roles on the field and in the locker room. Wacha and May each had productive junior seasons a year ago, despite both of them moving to new positions. Wacha moved to the middle linebacker spot after playing weak-side linebacker his previous two seasons as a Cowboy. May shifted to strong-side linebacker and nickel back in 2015. He previously played running back for the Pokes.

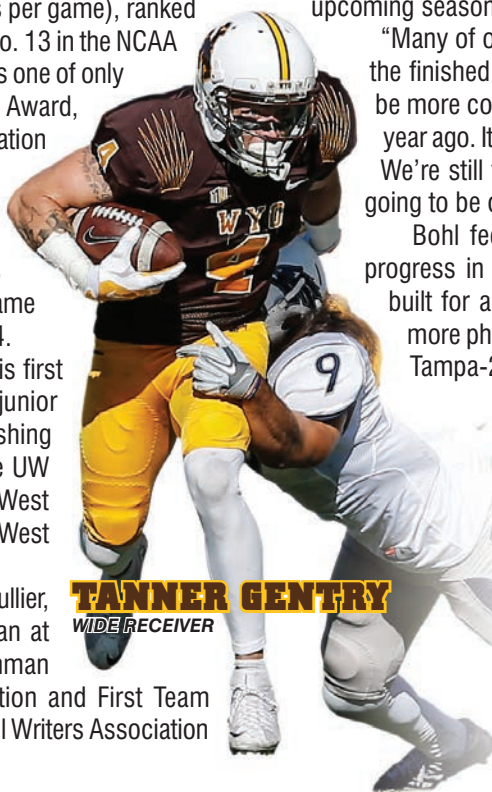
In terms of the number of young players that the Cowboys played in 2015, Bohl is excited about their potential but realizes that many of them are still relatively inexperienced.

"There is no way to replicate game experience," said Bohl. "Last year, we knew coming into the season there were several freshmen who were going to play a significant role, and as a result there were growing pains with that. I believe we will benefit in the long term from all those young guys playing last year. It is certainly going to be beneficial as we lay a foundation for the upcoming season."

"Many of our returners are still young, so they are not the finished product yet, but we would expect them to be more competitive with the experience they gained a year ago. It should also allow us to develop more depth. We're still thin at some positions, but we're certainly going to be deeper this season than we were last year."

Bohl feels he and his staff are starting to make progress in transitioning the Cowboy roster from one built for a spread offense, prior to their arrival, to a more physical, pro-style offense and an aggressive, Tampa-2 defense that they brought with them to Wyoming.

"It was a 180-degree change philosophically when we came to Wyoming in terms of the type of players who were in the program when we arrived and the type of players we needed to run our offensive and defensive systems," said Bohl. "Some of those players we've brought into the program, others we've developed like **Jake Hollister** for instance, who's now a very capable tight end. We had very few tight ends when we arrived here."



**TANNER GENTRY**  
WIDE RECEIVER





**CHASE ROULLIER**  
OFFENSIVE GUARD

"Along with that, for our system to be successful you need a good tailback, you need a really good safety. In our system you need a wide receiver, who's going to be able to stretch the field, and you need an effective quarterback. We're now starting to see those key players emerge who are dynamic and can have an impact on the game. I believe we've recruited well, and those players we've recruited and developed are starting to have an impact."

When the Wyoming Cowboys began spring football last March, Bohl had some clear questions to be answered about his football team. Among those questions were how would key veterans like senior wide receiver Gentry, redshirt senior running back **Shaun Wick** and senior nose tackle **Chase Appleby** return from injury? Who would emerge in the quarterback competition between sophomores **Josh Allen** and **Nick Smith**? What young players would emerge in spring?

After the 15 spring practices concluded with the Spring Game on April 23, Bohl was pleased with the answers he received on many of those questions.

Wick, who suffered a concussion in the fourth game of 2015 that ended his season, was granted a medical hardship by the NCAA that gave him a year of eligibility back for this coming season. He took full advantage of his return to football as coaches saw his performance improve dramatically throughout 2016 spring camp. Wick capped off the spring by rushing for 126 yards in the Spring Game.

The competition at the quarterback position saw both Allen and Smith make strides, with Allen earning the No. 1 spot coming out of spring drills and Smith showing consistent improvement, as well. In the Spring Game, both quarterbacks completed over 60 percent of their passes. Allen connected on 13 of 21 pass attempts (61.9 percent) for 267 yards and two touchdowns. Smith completed 12 of 19 passes (63.2 percent) for 216 yards and also threw two TD passes in the Spring Game.

Appleby, who was coming off an injury that caused him to miss the final five games of last season, began spring drills strong, but did suffer an MCL sprain to his injured knee during spring practice. He is hoping to be back at full strength when fall camp opens in August.

"We made good progress in the spring," said Bohl. "I thought Josh (Allen) continued to progress as a quarterback. He established himself as the No. 1 quarterback, and we will go into fall camp that way."



He's certainly not a finished product, but his numbers indicated his progress. I also thought Nick (Smith) improved throughout spring practice."

There were a number of young players who emerged during spring. One of those young players was redshirt freshman **C.J. Johnson** at wide receiver. Johnson was the leading receiver for the Pokes in the Spring Game, catching four passes for 118 yards, including a 62-yard TD reception.

"We had a number of guys who really took to the competition in the spring," said Bohl. "At the receiver spot, C.J. Johnson not only played well in the spring game, but he had some good performances throughout spring practice. He was a young man who had a lot of promise coming in last year. We redshirted him as a freshman, but C.J. is developing into our third receiver right now behind Tanner (Gentry) and **Jake (Maulhardt)** and it is key that we have a third receiver."

"We also need to continue to develop more depth within the linebacker corps and at defensive end. We feel like we have good starters at those positions, but developing depth is going to be important."

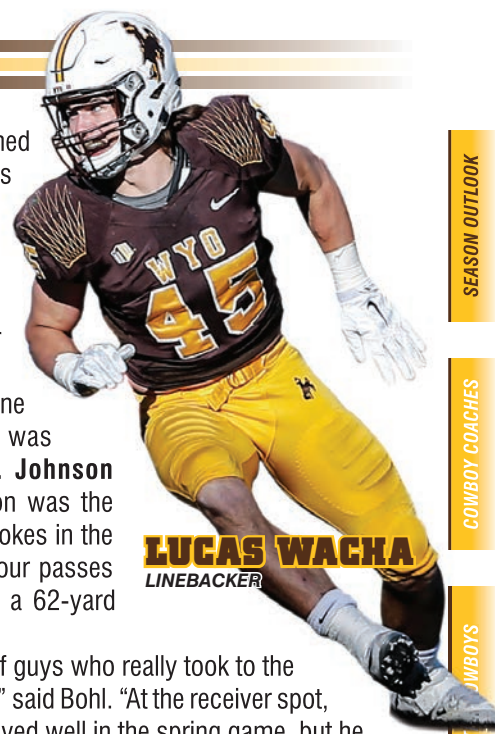
Not only are the 2016 Cowboys a more experienced group than a year ago, but they have continued to develop physically through winter and summer conditioning programs.

"We're pleased with the added weight that some of our players have been able to put on during the offseason," said Bohl. "We need to continue that progress. Typically when we've had success, our defensive tackles are about 6'4", 300 pounds and can move. We're not there yet in terms of size. We have guys who can move well, but they're not 300 pounds. Another good summer in the weight room leading up to this season is going to be helpful for those young guys."

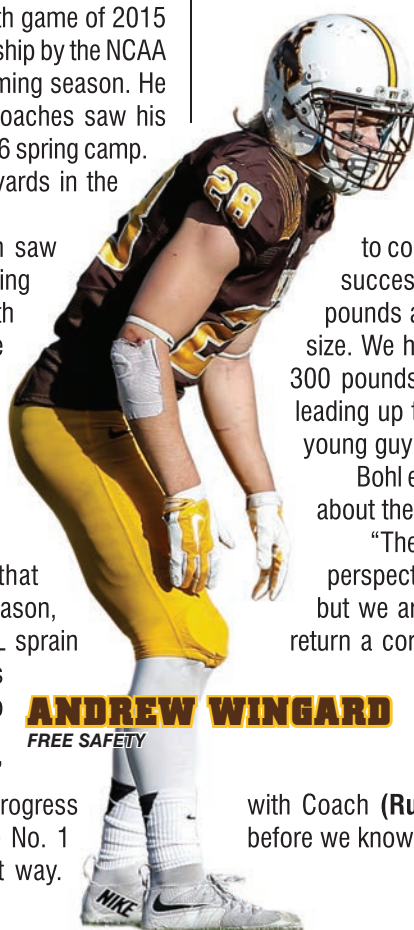
Bohl enters his third season at Wyoming feeling good about the direction his program is headed.

"The trajectory of our team is pleasing from my perspective," said Bohl. "That trajectory is still building, but we are further along than what we have been. We return a core of good players and good leaders, and we are very much looking forward to the 2016 season."

"Our players continued to work hard to improve their strength and speed this summer with Coach (**Russell**) **Dennison** and his strength staff, and before we know it we'll be getting ready to open fall camp."



**LUCAS WACHA**  
LINEBACKER



**ANDREW WINGARD**  
FREE SAFETY

SEASON OUTLOOK

COWBOY COACHES

TEEN JUVENILES

THE OPPONENTS

SEASON IN REVIEW

RECORDS & HISTORY

MOUNTAIN WEST

UW ADMINISTRATION



# OFFENSE

## Quarterbacks

Sophomores **Josh Allen** and **Nick Smith** battled throughout 2016 spring practice, with Allen earning the No. 1 position on the depth chart entering fall camp.

For Allen, his 2015 season ended with a broken collarbone in the second game of the season. He started that game against Eastern Michigan for injured senior Cameron Coffman, and Allen was productive. He led the Cowboys on an eight-play, 84-yard touchdown drive on UW's first possession against Eastern Michigan, giving the Pokes a 7-0 lead. Allen was 3 for 3 passing on that drive for 32 yards. On Wyoming's second possession of the game, Allen utilized his legs to drive the Cowboys down the field once again, running for 11 yards and five yards. Then on the fifth play of the possession, he took off on a 24-yard scamper that resulted in him suffering a broken collarbone and his season was over. Allen did receive a medical hardship from the NCAA, getting a season of eligibility back, and he showed no ill affects of the broken collarbone in spring practice, throwing the ball with the same trademark velocity that he displayed since arriving at Wyoming from Reedley Community College in California.

Smith's redshirt freshman season of 2015 saw him play in five games and start two -- at Utah State and against Colorado State. His first appearance of his career came in relief of Allen in the Eastern Michigan game. He served as the backup to Coffman for much of the rest of the season, before earning his two starts late in the season when Coffman again was out with an injury. Smith completed 10 of 18 passes for 83 yards and threw two touchdown passes, while rushing for 53 yards and another TD against Utah State. Against Colorado State, he completed 10 of 21 passes for 109 yards and added 20 yards rushing.

Both sophomores benefitted from another spring under their belt and concluded spring practice with their best performances -- each completing over 60 percent of their passes for over 200 yards and each throwing two TD passes in the 2015 Spring Game.

"Offensively, we saw progress at the quarterback position in spring," said Bohl. "While Josh (Allen) only played a quarter of

one game last year, we thought he made good progress this spring. He certainly is blessed with a strong arm. We think his understanding of our offense is moving forward well, and the repetitions he received in practice during the spring were helpful. The ability is there, with Josh, but he is not completely game tested. Our assessment coming out of spring is he is going to play well.

"Nick (Smith) is a very intelligent player. He is a big, strong quarterback and showed last year that he could be an effective runner. He improved his passing skills in the spring, and I was pleased with the progress he showed."

## Running Backs and Fullbacks

When talking about the Wyoming running backs, you are talking about a group that is one of the most productive and explosive groups in the history of Wyoming Cowboy Football.

Junior **Brian Hill** has already made his mark on Cowboy Football. He set the UW single-season rushing records for total rushing yards (1,631) and average yards rushing per game (135.9) in 2015. He was one of 11 semifinalists for the 2015 Doak Walker Award, presented to the premier running back in college football each season. He enters his junior season with 2,427 career rushing yards, and needs only 537 yards to break the Wyoming career rushing record.

Redshirt senior **Shaun Wick** began the 2015 season on the Doak Walker Award Watch List before suffering a season-ending concussion in the fourth game of the season. He received a medical hardship from the NCAA in the offseason, giving him his senior season back. He will begin the 2016 season ranked No. 9 on the UW career rushing list, with 2,179 rushing yards.

Together, Hill and Wick will provide the Cowboys one of the most dynamic running-back tandems in the nation. They could surpass the former Cowboy tandem of **Devin Moore** and **Wynel Seldon** as the most productive set of running backs in Wyoming history. Moore holds the Wyoming career rushing record (2,963 yards) and Seldon ranks No. 3 all-time (2,672) yards. That duo played together from 2005-08.

"Running back is an area that we are excited about and is probably our strongest position offensively," said Bohl. "When you have two veteran players who have proven that they can not just compete in this league but excel, it gives you a real sense of optimism. Brian (Hill) had a record-breaking season last year, and combined with Shaun (Wick), who has been a very productive back during his career at Wyoming, gives us two guys for us to feed the ball to that we have a lot of confidence in."

The fullback position also has a veteran tandem. Returning for his third season as the starting fullback will be junior **Drew Van Maanen**, who has improved every season in Wyoming's pro-style offense and is a tenacious blocker. He has played in all 24 games for the Pokes over the past two years. Senior **Jordan Ellis** also has seen a lot of playing time the past two seasons, playing in 20 games at fullback and on special teams. Both are smart players, who have an excellent understanding of Wyoming's offense.

## BACKFIELD (14)

Quarterbacks	Ht.	Wt.	Cl.
17 Josh Allen	6-5	230	RSr.
11D Chandler Garrett	6-5	205	Fr.
15 Nick Smith	6-4	229	So.
Running Backs	Ht.	Wt.	Cl.
22 Nico Evans	5-9	206	So.
28D Garrett Gardner	6-0	200	RFr.
23D Mike Green II	5-11	205	Fr.
16 Milo Hall	5-8	190	RFr.
5 Brian Hill	6-1	219	Jr.
29 Kellen Overstreet	5-11	196	So.
21 Shaun Wick	5-10	210	RSr.
Fullbacks	Ht.	Wt.	Cl.
48 Jordan Ellis	6-2	250	Sr.
47 Matt List	5-11	240	So.
35 Zach Taylor	5-11	210	Fr.
36 Drew Van Maanen	6-1	230	Jr.

## Wide Receivers

Wyoming's receiving corps is led by seniors **Tanner Gentry** and **Jake Maulhardt**. Gentry was having an outstanding season in 2015. He was leading the Mountain West and ranked No. 16 in the nation in receiving yards



**JAKE MAULHARDT**  
WIDE RECEIVER



**SHAUN WICK**  
RUNNING BACK





(98.7 yards per game) entering a Week 7 game versus Nevada before suffering a season-ending injury in that contest. Gentry was also named to the Biletnikoff Award Watch List for the first time in 2015. He bounced back during 2016 spring practice to participate fully and performed well throughout spring. Despite missing the final five games of 2015, Gentry led UW and ranked No. 7 in the MW in total receiving yards, with 678. He had 37 receptions and four touchdown catches on the season. While he didn't play in enough games to qualify for NCAA rankings, he averaged 96.9 receiving yards per game.

Maulhardt returns for his senior season after enjoying the best year of his career in 2015. His eight touchdown catches ranked him No. 2 in the league and No. 37 in the nation. He led Wyoming in receptions, with 57, ranked No. 6 in the Mountain West in receptions per game (4.75 per game) and No. 7 in receiving yards (54.4 yards per game).

"Tanner (Gentry) and Jake (Maulhardt) are two seasoned receivers," said Bohl. "Tanner is a physical receiver with good speed, who can stretch the field for us. Jake's size makes him a difficult receiver to cover and gives our quarterbacks a big target to throw to. It is important we have a couple young receivers step up this year and provide us an additional threat."

Joining Gentry and Maulhardt at wide receiver are sophomores **Joseph Parker** and **James Price**, who both saw playing time as true freshmen last year. Redshirt freshman **C.J. Johnson** had an exceptional spring practice in 2016. He came to Wyoming as a record-setting high school receiver from Omaha, Neb. Redshirt freshman **Austin Conway**, joined the Cowboy football team for 2016 spring drills after coming to Wyoming on a basketball scholarship a year ago. Conway was an outstanding dual-threat quarterback in high school at Overland High in Aurora, Colo. It was announced after the conclusion of spring football that he would go on football scholarship at Wyoming beginning in the summer of 2016 and would no longer play college basketball.



**JACOB HOLLISTER**  
TIGHT END

## Tight Ends

A talented trio of tight ends return for the Cowboys in 2016. Senior **Jacob Hollister** was the Cowboys' third leading receiver last season, catching 26 passes for 355 yards and three touchdowns. He finished his junior season with the best game of his career, grabbing five passes for 119 yards and scored the winning touchdown on a 64-yard catch and run in a 35-28 home win over UNLV. Sophomore **Tyree Mayfield** and sophomore **Josh Harshman** round out the corps of experienced tight ends. Mayfield played in all 12 games as a redshirt freshman in 2015, and started eight as Wyoming utilized a double tight end set to start several games.

He caught four passes for 21 yards and had a TD reception in the season opener vs. North Dakota. Harshman played in 11 of 12 games as a true freshman after being converted to tight end in fall camp. He was an outstanding high school quarterback and linebacker at Natrona County High School in Casper, Wyo. Harshman caught two passes for 39 yards in 2015, including a 26-yard touchdown reception against New Mexico.

"The tight end position has come a long way for us over the past two seasons," said Bohl. "Jake (Hollister), Tyree (Mayfield) and Josh (Harshman) have all developed into good tight ends for us. We are now in a position to utilize the tight end more in our offensive scheme."

### RECEIVERS (16)

Wide Receivers		Ht.	Wt.	Cl.
25	Austin Conway	5-10	169	RFr.
89	Parker Dumas	6-5	200	Fr.
4	Tanner Gentry	6-2	210	Sr.
31D	Isaac Jefferson	6-1	203	So.
14	C.J. Johnson	6-2	196	RFr.
83	Jake Maulhardt	6-6	230	Sr.
13	John Okwoli	6-2	205	Fr.
3	Joseph Parker	5-10	185	So.
80	James Price	6-2	208	So.
Tight Ends		Ht.	Wt.	Cl.
81	Austin Fort	6-4	226	So.
33	Josh Harshman	6-3	224	So.
88	Jacob Hollister	6-4	239	Sr.
84	Grant Lewis	6-5	235	So.
87D	Sam Maughan	6-3	220	Fr.
85	Tyree Mayfield	6-3	237	So.
82	Alec Stewart	6-4	240	Fr.

## Offensive Line

Blocking for Hill and Wick will be an offensive line that features senior left guard **Chase Roullier**, who earned Second Team All-Mountain West honors in 2015. Roullier enters his senior season having started 28 of 34 career games. Junior **Ryan Cummings** and sophomore **Zach Wallace** switched offensive tackle spots during spring practice, with Cummings moving to right tackle and Wallace moving to left. Cummings has started the last 19 consecutive games for the Pokes. Wallace started 10 games as a true freshman in 2015. Sophomore **Kaden Jackson** is slotted to start at right guard, after playing in 11 games and starting two his true freshman season. At center, junior **Charlie Renfree** started 11 of 12 games in 2015, but missed all of spring practice with a back issue. He and senior **Du'Ryan Ebbesen** will compete for the starting spot there.

"An area of our team where we've seen significant improvement is in our offensive line," said Bohl. "Those guys have played a lot of football for us. The offensive line position requires a combination of strength, size and explosion, coupled with experience. When you have a guy like Zach Wallace, who as a freshman was 265 pounds and had been a tight end in high school, thrust into battle last year as an offensive tackle it took time for him to adapt. Now he's 297 pounds and has had a year of experience. When you combine him with Chase (Roullier), Ryan Cummings and Kaden Jackson we feel better about our offensive line. We still need to figure out the center position. We have a returner in Charlie Renfree, who was hampered by injury last spring, and a senior in Du'Ryan (Ebbesen) who did a nice job during spring ball."

"It is critical to our offense to have an effective offensive line. While we have two talented tailbacks, if you don't have any movement up front -- and I'm talking about getting off the ball and knocking people back -- then you can't have a productive running game. I was very encouraged by that in the spring."

"Our offensive line, from a run-blocking standpoint, is significantly better. And it was great to see Shaun Wick come up with some big plays in the spring. We of course believe Brian (Hill) will have that same big-play capacity that he displayed last year."





## OFFENSIVE LINEMEN (16)

Centers	Ht.	Wt.	Cl.
65 Boyd Draeger	6-4	304	RFr.
60 Du'Ryan Ebbesen	6-2	305	Sr.
64 Charlie Renfree	6-3	281	Jr.
Guards	Ht.	Wt.	Cl.
69 Richard Bettencourt	6-3	310	So.
61 Kaden Jackson	6-2	294	So.
73 Chase Roullier	6-4	319	Sr.
75 Kurtis Stinemman	6-5	300	Jr.
67 Cole Turner	6-4	292	So.
Tackles	Ht.	Wt.	Cl.
59 Ryan Cummings	6-6	312	Jr.
74 Brinkley Jolly	6-5	273	So.
62 Eli Moody	6-3	281	Sr.
77 Pahl Schwab	6-5	306	RFr.
72 Zach Wallace	6-7	297	So.
Offensive Linemen	Ht.	Wt.	Cl.
55 Gavin Rush	6-3	285	Fr.
71 Jace Webb	6-4	295	Fr.
63 Dustin Weeks	6-8	265	Fr.

## DEFENSE

### Secondary

A perfect example of Wyoming's relative youth among its returning starters is in the defensive secondary.

While the Cowboys return all four starters in the secondary, three of those returning starters are sophomores and one is a junior. Those returners are led by sophomore free safety **Andrew Wingard**, who was one of only 29 freshmen in the nation named to the 2015 Freshman

All-American Team by the Football Writers Association of America (FWAA).

The other returning starters include junior cornerback **Robert Priester**, sophomore strong safety **Marcus Epps** and sophomore cornerback **Antonio Hull**.

Wingard and Hull started as true freshmen last season, Epps was a redshirt freshman and Priester was a true sophomore. The group combined for 15 pass breakups, four interceptions and three forced fumbles in 2015. Wingard led the team in tackles (122), becoming the first freshman in school history

to record 100 tackles for a season. He led all MW defensive backs in tackles, ranked No. 2 in the MW and No. 12 in the nation among all defensive players in tackles per game (10.2) and was No. 1 in the conference and No. 4 nationally in solo tackles per game (6.9). Epps was third on the team in tackles (83), led the team in interceptions (2) and had four pass breakups. He ranked No. 5 in the MW and No. 39 in the NCAA in solo tackles (5.4 per game), and was No. 12 in the conference in tackles per game (7.5). Priester ranked sixth among the Cowboys in tackles (50), had one interception, three pass breakups, forced one fumble and recovered a fumble. Hull was credited with 33 tackles as a true freshman and led the Poke defensive backs in pass breakups with six.

Sophomore safeties **Anthony Makransky** and **Chavez Pownell Jr.**, redshirt junior safety **Jalen Ortiz**, redshirt freshman cornerback **Davion Freeman** and junior college transfer cornerback **Rico Gafford** should all compete for playing time.

"On defense, I think we challenged our secondary," said Bohl. "Last year, we played with an extremely young secondary. You see a player like Andrew Wingard, and you wonder is he going to experience a quote 'sophomore slump', but I'm not seeing any signs of that. In the Spring Game, he had two interceptions, and that doesn't happen by accident.

"We now have more guys on the back end who have the ability to run. Last year, we gave up way too many big plays. Much of that can be attributed to an inexperienced secondary and not enough speed and athleticism. We are deeper now in the secondary, although we are still young."

### SECONDARY (14)

Cornerbacks	Ht.	Wt.	Cl.
27 Davion Freeman	5-9	164	RFr.
5D Rico Gafford	5-11	180	Jr.
9 Tyler Hall	5-10	175	Fr.
21D Antonio Hull	5-10	188	So.
13D Ethan Patrick	6-0	191	Jr.
35 Robert Priester	5-9	180	Jr.
Free Safeties	Ht.	Wt.	Cl.
8 Jalen Ortiz	5-10	196	RJr.
31 Chavez Pownell Jr.	5-11	198	So.
28 Andrew Wingard	6-0	207	So.
Strong Safeties	Ht.	Wt.	Cl.
6 Marcus Epps	6-0	203	So.
19 Anthony Makransky	5-10	184	So.
Safeties	Ht.	Wt.	Cl.
20 Josh Boyd	6-2	175	Fr.
3D Alijah Halliburton	6-2	175	Fr.
24 Braden Smith	5-10	175	Fr.

## Linebackers

At linebacker, seniors **Lucas Wacha** and **D.J. May** return as starters at the middle linebacker and the strong-side linebacker/nickel position, respectively. They are joined by redshirt freshman **Logan Wilson**, who was moved from safety to the weak-side linebacker position during 2016 spring practice and earned the No. 1 spot on the depth chart at that position.

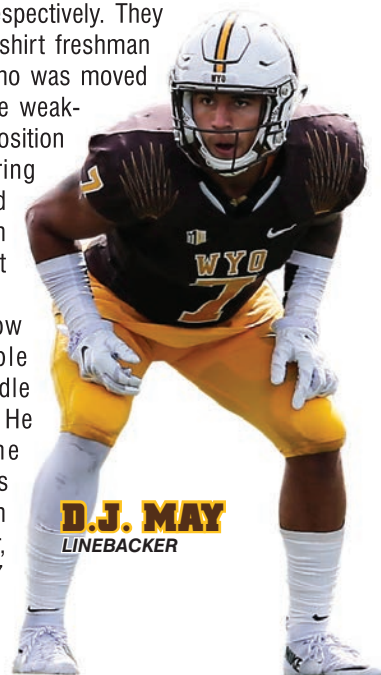
Wacha is now very comfortable playing the middle linebacker spot. He was one of the leading tacklers in the Mountain West as a junior, averaging 8.7 tackles per game to rank fifth in the conference and 44th nationally.

He has also bulked up since last season. He should enter the 2016 season around 230 pounds, after playing at about 215 a year ago.

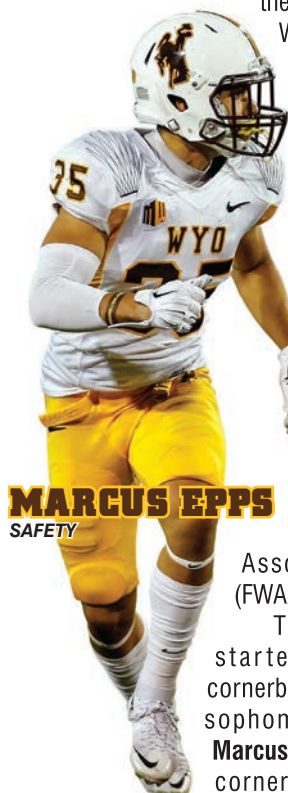
May's move from running back to strong-side linebacker/nickel was made to bring more speed to the defensive side of the football. He started the last 10 games of 2015 at that position, finished fourth on the team in tackles (69 total tackles) and led the Cowboys in pass breakups, with 10.

"We have a very steady MIKE linebacker in Lucas Wacha, which in the Tampa-2 defense is critical," said Bohl. "Lucas really has a good understanding of our defense, and gets us in and out of the right calls. D.J. did an excellent job playing on the defensive side of the ball last season for the first time in his career, and Logan (Wilson) responded very well to his position shift during spring drills."

Backing up those three will be senior **Eric Nzeocha** in the middle, junior **Tim Kamana** on the strong side and sophomore **Adam Pilapil** at the weak-side position. Both Nzeocha and Kamana have starting experience. Nzeocha started the first four games at middle linebacker last season, prior to Wacha moving over from his weak-side spot. Kamana started a total of eight games last season, including the first two games of 2015 at the strong-side linebacker/nickel position and the final six games at weak-side linebacker. He also started eight games



**D.J. MAY**  
LINEBACKER



**MARCUS EPPS**  
SAFETY





at safety for the Pokes in 2014. Pilapil started one game at strong safety in 2015 against Eastern Michigan. He was moved to weak-side linebacker during 2016 spring drills.

## LINEBACKERS (15)

SAM Linebackers/Nickels		Ht.	Wt.	Cl.
12	Christian Irving	5-11	208	So.
23	Tim Kamana	5-11	213	Jr.
7	D.J. May	5-11	216	Sr.
WILL Linebackers		Ht.	Wt.	Cl.
32	Adam Pilapil	6-1	203	So.
30	Logan Wilson	6-2	221	RFr.
MIKE Linebackers		Ht.	Wt.	Cl.
44	Devin McKenna	6-2	228	Sr.
11	Eric Nzeocha	6-3	231	Sr.
45	Lucas Wach	6-1	230	Sr.
38	Jaylon Watson	6-0	232	RFr.
Linebackers		Ht.	Wt.	Cl.
47D	Drew Harvey	6-0	210	Fr.
50	Adrian King	6-1	220	Fr.
54	Austin Lopez	6-3	223	RFr.
46	Cassh Maluia	6-0	210	Fr.
52	Jahmari Moore	6-2	215	Fr.
43	Ben Wisdorf	6-1	213	RFr.

## Defensive Line

Veteran **Chase Appleby** will be joined on the defensive line by sophomore defensive ends **Carl Granderson** and **Kevin Prosser**, who both saw significant time as true freshmen in 2015. Both added size during winter-conditioning and are looking to continue to put more weight on prior to the start of their sophomore seasons. Among the returning defensive linemen, Granderson was the most productive last year. He totalled 36 tackles as a true freshman in 2015, had 6.0 tackles for loss and 1.0 sack.

Another sophomore, **Conner Cain**, and redshirt freshman **Youhanna Ghaifan** are listed No. 1 and No. 2 at the defensive tackle position. Sophomore **Sidney Malauulu**, who missed spring practice following off season shoulder surgery, will team with

Appleby at nose tackle. All but Ghaifan have game experience for the Cowboys, but gaining maturity and adding weight will be key for the development of the defensive line.

"We have some ability up front on our defensive line, but that is one area that we are concerned about because of our youth and our size," commented Bohl. "We have worked on fortifying that over the course of the summer in terms of trying to get guys bigger and stronger and by bringing in a couple junior-college players."

The junior-college players that Bohl referred to are: **Taniela Lolohea**, a 6-1, 245-pound defensive end from El Camino Community College in California; and **Hunter Van Emmerik**, a 6-4, 281-pound defensive tackle from College of the Redwoods in California.

## DEFENSIVE LINEMEN (15)

Nose Tackles		Ht.	Wt.	Cl.
57	Chase Appleby	6-0	268	Sr.
98	Dalton Fields	6-3	280	Jr.
96	Sidney Malauulu	6-3	301	So.
Defensive Tackles		Ht.	Wt.	Cl.
97	Ja'Chai Baker	6-6	260	Fr.
87	Conner Cain	6-4	270	So.
93	Youhanna Ghaifan	6-4	284	RFr.
95	Hunter Van Emmerik	6-4	281	Jr.
Defensive Ends		Ht.	Wt.	Cl.
99	Brent Gilliland	6-2	269	RFr.
91	Carl Granderson	6-5	227	So.
53	Josiah Hall	6-1	232	RFr.
86	Adam Kinder	6-2	252	Sr.
58	Taniela Lolohea	6-1	245	Jr.
51	Trevor Meader	6-4	239	Sr.
42	Kevin Prosser	6-2	215	So.
92	Shiloh Windsor	6-3	220	Fr.

## SPECIAL TEAMS

On special teams, senior punter **Ethan Wood** returns after starting every game the past three seasons -- 36 straight. He also handled the kickoff duties in 2015. Senior long snapper **Brendan Turelli** returns for his fourth year as a starter, and, like Wood, has started 36 consecutive games.

The competition for the place-kicking duties will be handled by either freshman **Cooper Rothe** from Longmont, Colo., or senior **Justin Martin**, who will also serve as Wyoming's back-up punter.

Linebacker/nickel back May was one of the conference's and the nation's top kick-off returners in 2015, averaging 26.2 yards per return to rank fourth in the MW and 24th nationally. At punt returner, there are a number of experienced Cowboys returning, including wide receiver Gentry, May and free safety Wingard all returning after handling those duties a year ago.

There are also a couple young players who may be asked to return punts in order to limit the number of plays that Gentry, May and Wingard are asked to play.

"In the kicking game, I feel good about our punting," said Bohl. **ETHAN WOOD** (Wood) has proven to be a capable punter. Our snapper, Brendan (Turelli), is an extremely consistent snapper, and that is an area that people don't appreciate as much as they should. Last year, our place-kicking was a liability. We went out and recruited a young man who we believe is really an outstanding kicker in Cooper Rothe. He is going to be a little raw, but he has good ability, so our kicking game should be further along, and I think our coverage units will be better.

"D.J. May was excellent as a kickoff returner last season. We'll continue to look at someone to pair with him on kickoffs. In terms of our punt returner, there certainly are some qualified candidates. Last year, we probably taxed some of our starters in Tanner Gentry, Andrew Wingard and D.J. May a little bit too much by asking them to return punts. We'll look at those three. Davion Freeman has some good ability, and Austin Conway has some good ability. You want someone in that position who has sure hands, but who can also turn the field over for you.

The Cowboys are scheduled to report for fall camp on Sunday, Aug. 7, giving them a little less than a month to prepare for their season opener at home on Saturday, Sept. 3 versus Northern Illinois of the Mid-American Conference.

## SPECIAL TEAMS (4)

Long Snappers		Ht.	Wt.	Cl.
94	Brendan Turelli	6-2	230	Sr.
Place-kickers		Ht.	Wt.	Cl.
39	Justin Martin	5-10	187	Sr.
40	Cooper Rothe	5-11	155	Fr.
Punters		Ht.	Wt.	Cl.
41	Ethan Wood	6-3	176	Sr.

**CARL GRANDERSON**  
DEFENSIVE END



**ETHAN WOOD**  
PUNTER

SEASON OUTLOOK

COWBOY COACHES

THE COWBOYS

THE OPPONENTS

SEASON IN REVIEW

RECORDS & HISTORY

MOUNTAIN WEST

UW ADMINISTRATION



# D E F E N S E



## FIELD CORNERBACKS

- 2 Robert Priester (5-9, 180, Jr., Tampa, Fla.)  
27 Davion Freeman (5-9, 164, RFr., Del City, Okla.)




## LEFT ENDS

- 91 Carl Granderson (6-5, 227, So., Sacramento, Calif.)  
53 Josiah Hall (6-1, 232, RFr., Colorado Springs, Colo.)




## FREE SAFETIES

- 28 Andrew Wingard (6-0, 207, So., Arvada, Colo.)  
31 Chavez Pownell Jr. (5-11, 198, So., Tampa, Fla.)




## SAM LINEBACKERS/NICKEL BACKS

- 7 D.J. May (5-11, 216, Sr., Federal Way, Wash.)  
23 Tim Kamana (5-11, 213, Jr., Honolulu, Hawai'i)



## STRONG SAFETIES

- 6 Marcus Epps (6-0, 203, So., Los Angeles, Calif.)  
19 Anthony Makransky (5-10, 184, So., Friendswood, Texas)




## NOSE TACKLES

- 57 Chase Appleby (6-0, 268, Sr., Frisco, Texas)  
96 Sidney Malaululu (6-3, 301, So., Seoul, South Korea)



## MIKE LINEBACKERS

- 45 Lucas Wach (6-1, 230, Sr., Texarkana, Texas)  
11 Eric Nzeocha (6-3, 231, Sr., Neusitz, Germany)



## BOUNDARY CORNERBACKS

- 21 Antonio Hull (5-10, 188, So., Diamond Bar, Calif.)  
27 Davion Freeman (5-9, 164, RFr., Del City, Okla.)



## DEFENSIVE TACKLES

- 87 Conner Cain (6-4, 270, So., Littleton, Colo.)  
93 Youhanna Ghaifan (6-4, 284, RFr., Grand Island, Neb.)




## PUNTERS

- 41 Ethan Wood (6-3, 176, Sr., Colorado Springs, Colo.)  
39 Justin Martin (5-10, 187, Sr., Oakdale, Calif.)



## WILL LINEBACKERS

- 30 Logan Wilson (6-2, 221, RFr., Casper, Wyo.)  
32 Adam Pilapil (6-1, 203, So., Torrance, Calif.)



## RIGHT ENDS

- 42 Kevin Prosser (6-2, 215, So., Aurora, Colo.)  
99 Brent Gilliland (6-2, 269, RFr., Sterling, Colo.)

## Return Specialists

### Kickoff Returners

- 7 D.J. May (5-11, 216, Sr., Federal Way, Wash.)  
16 Milo Hall (5-8, 190, RFr., Denver, Colo.)

### Punt Returners

- 4 Tanner Gentry (6-2, 210, Sr., Aurora, Colo.)  
28 Andrew Wingard (6-0, 207, So., Arvada, Colo.)





# O F F E N S E




## RECEIVERS (Z)

- 4 Tanner Gentry (6-2, 210, Sr., Aurora, Colo.)  
3 Joseph Parker (5-10, 185, So., Castle Rock, Colo.)



## RECEIVERS (X)

- 83 Jake Maulhardt (6-6, 230, Sr., Camarillo, Calif.)  
14 C.J. Johnson (6-2, 196, RFr., Bellevue, Neb.)



## RIGHT TACKLES

- 59 Ryan Cummings (6-6, 312, Jr., Littleton, Colo.)  
77 Pahl Schwab (6-5, 306, RFr., Afton, Wyo.)



## RIGHT GUARDS

- 61 Kaden Jackson (6-2, 294, So., Kingfisher, Okla.)  
67 Cole Turner (6-4, 292, So., Cedar Rapids, Iowa)




## CENTERS

- 60 Du'Ryan Ebbesen (6-2, 305, Sr., St. Croix, Virgin Islands) QR  
64 Charlie Renfree (6-3, 281, Jr., Scottsdale, Ariz.)




## LEFT GUARDS

- 73 Chase Roullier (6-4, 319, Sr., Savage, Minn.)  
75 Kurtis Stirneman (6-5, 300, Jr., Lakewood, Ill.)



## LEFT TACKLES

- 72 Zach Wallace (6-7, 297, So., Lake Zurich, Ill.)  
62 Eli Moody (6-3, 281, Sr., Lovell, Wyo.)



## TIGHT ENDS

- 88 Jacob Hollister (6-4, 239, Sr., Bend, Ore.)  
85 Tyree Mayfield (6-3, 237, So., St. Joseph, Mo.) QR  
33 Josh Harshman (6-3, 224, So., Casper, Wyo.)




## RUNNING BACKS

- 5 Brian Hill (6-1, 219, Jr., Belleville, Ill.)  
21 Shaun Wick (5-10, 210, RSr., Oxnard, Calif.)



## QUARTERBACKS

- 17 Josh Allen (6-5, 230, RSo., Firebaugh, Calif.)  
15 Nick Smith (6-4, 229, So., Merritt Island, Fla.)



## FULLBACKS

- 36 Drew Van Maanen (6-1, 230, Jr., Parker, Colo.)  
48 Jordan Ellis (6-2, 250, Sr., Colorado Springs, Colo.)



## PLACE-KICKERS

- 39 Justin Martin (5-10, 187, Sr., Oakdale, Calif.)  
41 Ethan Wood (6-3, 176, Sr., Colorado Springs, Colo.)

## Specialists

### Long Snappers

- 94 Brendan Turelli (6-2, 230, Sr., Phoenix, Ariz.)  
36 Drew Van Maanen (6-1, 230, Jr., Parker, Colo.)

### Holders

- 41 Ethan Wood (6-3, 176, Sr., Colorado Springs, Colo.)

SEASON OUTLOOK

COWBOY COACHES

THE COWBOYS

THE OPPONENTS

SEASON IN REVIEW

RECORDS & HISTORY

MOUNTAIN WEST

UW ADMINISTRATION





# ALPHABETICAL ROSTER

No.	Name	Pos.	Ht.	Wt.	Class	Ex.	Hometown (Last School)
17	Josh Allen	QB	6-5	230	RSO.	RS	Firebaugh, Calif. (Reedley CC, Calif.)
57	Chase Appleby	NT	6-0	268	Sr.	2L	Frisco, Texas (Centennial)
97	Ja'Chai Baker	DT	6-6	260	Fr.	HS	Council Bluffs, Iowa (Lewis Central)
69	Richard Bettencourt	OG	6-3	310	So.	SQ	Meridian, Idaho (Meridian)
20	Josh Boyd	S	6-2	175	Fr.	HS	Bakersfield, Calif. (Bakersfield West)
87	Conner Cain	DT	6-4	270	So.	1L	Littleton, Colo. (Heritage)
25	Austin Conway	WR	5-10	169	RFr.	RS	Aurora, Colo. (Overland)
59	Ryan Cummings	OT	6-6	312	Jr.	2L	Littleton, Colo. (Valor Christian)
65	Boyd Draeger	C	6-4	304	RFr.	RS	Lakeville, Minn. (Lakeville North)
89	Parker Dumas	WR	6-5	200	Fr.	HS	North Bend, Wash. (Mount Si)
60	Du'Ryan Ebbesen	C	6-2	305	Sr.	SQ	St. Croix, Virgin Islands (Cheyenne Central)
48	Jordan Ellis	FB	6-2	250	Sr.	2L	Colorado Springs, Colo. (UT-San Antonio)
6	Marcus Epps	SS	6-0	203	So.	1L	Los Angeles, Calif. (Edison)
22	Nico Evans	RB	5-9	206	So.	1L	Los Angeles, Calif. (Loyola)
98	Dalton Fields	NT	6-3	280	Jr.	2L	Colorado Springs, Colo. (Pine Creek)
81	Austin Fort	TE	6-4	226	So.	TR	Gillette, Wyo. (Chabot CC, Calif.)
27	Davion Freeman	CB	5-9	164	RFr.	RS	Del City, Okla. (Del City)
5D	Rico Gafford	CB	5-11	180	Jr.	JC	West Des Moines, Iowa (Iowa Western CC, Iowa)
28D	Garrett Gardner	RB	6-0	200	RFr.	RS	St. Paul, Minn. (Central)
11D	Chandler Garrett	QB	6-5	205	Fr.	HS	Yukon, Okla. (Mustang)
4	Tanner Gentry	WR	6-2	210	Sr.	3L	Aurora, Colo. (Grandview)
93	Youhanna Ghaifan	DT	6-4	284	RFr.	RS	Grand Island, Neb. (Central Catholic)
99	Brent Gilliland	DE	6-2	269	RFr.	RS	Sterling, Colo. (Sterling)
91	Carl Granderson	DE	6-5	227	So.	1L	Sacramento, Calif. (Grant)
23D	Mike Green II	RB	5-11	205	Fr.	HS	Sacramento, Calif. (Grant)
53	Josiah Hall	DE	6-1	232	RFr.	RS	Colorado Springs, Colo. (Falcon)
16	Milo Hall	RB	5-8	190	RFr.	RS	Denver, Colo. (Cherry Creek)
9	Tyler Hall	CB	5-10	175	Fr.	HS	Hawthorne, Calif. (Junipero Serra)
3D	Alijah Halliburton	S	6-2	175	Fr.	HS	Aurora, Colo. (Overland)
33	Josh Harshman	TE	6-3	224	So.	1L	Casper, Wyo. (Natrona County)
47D	Drew Harvey	LB	6-0	210	Fr.	HS	Crete, Ill. (Crete Monee)
5	Brian Hill	RB	6-1	219	Jr.	2L	Belleville, Ill. (Belleville West)
88	Jacob Hollister	TE	6-4	239	Sr.	2L	Bend, Ore. (Arizona Western CC, Ariz.)
21D	Antonio Hull	CB	5-10	188	So.	1L	Diamond Bar, Calif. (Diamond Bar)
12	Christian Irving	LB/N	5-11	208	So.	1L	Fort Lauderdale, Fla. (American Heritage)
61	Kaden Jackson	OG	6-2	294	So.	1L	Kingfisher, Okla. (Kingfisher)
31D	Isaac Jefferson	WR	5-8	163	RFr.	RS	Rawlins, Wyo. (Rawlins)
14	C.J. Johnson	WR	6-2	196	RFr.	RS	Bellevue, Neb. (Bellevue West)
74	Brinkley Jolly	OT	6-5	273	So.	1L	Liberty, Mo. (Liberty North)
23	Tim Kamana	LB/N	5-11	213	Jr.	2L	Honolulu, Hawai'i (West Point Prep)
86	Adam Kinder	DE	6-2	252	Sr.	1L	Newport Beach, Calif. (Newport Harbor)
50	Adrian King	LB	6-1	220	Fr.	HS	Denver, Colo. (George Washington)
84	Grant Lewis	TE	6-5	235	So.	SQ	Memphis, Tenn. (White Station)
47	Matt List	FB	5-11	240	So.	1L	Colorado Springs, Colo. (Pine Creek)
58	Taniela Lolohea	DE	6-1	245	Jr.	JC	Hawthorne, Calif. (El Camino CC, Calif.)
54	Austin Lopez	LB	6-3	223	RFr.	RS	Colorado Springs, Colo. (Palmer)
19	Anthony Makransky	SS	5-10	184	So.	1L	Friendswood, Texas (Friendswood)
96	Sidney Malauulu	NT	6-3	301	So.	1L	Seoul, South Korea (Buena H.S., Ariz.)
46	Cassh Maluia	LB	6-0	210	Fr.	HS	Paramount, Calif. (Paramount)
39	Justin Martin	K/P	5-10	187	Sr.	1L	Oakdale, Calif. (Oakdale)
87D	Sam Maughan	TE	6-3	220	Fr.	HS	Beavercreek, Ore. (Oregon City)
83	Jake Maulhardt	WR	6-6	230	Sr.	3L	Camarillo, Calif. (Camarillo)





# ALPHABETICAL ROSTER

No.	Name	Pos.	Ht.	Wt.	Class	Ex.	Hometown (Last School)
7	D.J. May	LB/N	5-11	216	Sr.	3L	Federal Way, Wash. (Federal Way)
85	Tyree Mayfield	TE	6-3	237	So.	1L	St. Joseph, Mo. (Central)
44	Devin McKenna	LB	6-2	228	Sr.	1L	Millstone, N.J. (Sacred Heart University, Conn.)
51	Trevor Meader	DE	6-4	239	Sr.	SQ	Lincoln, Neb. (Wayne State College)
62	Eli Moody	OT	6-3	281	Sr.	SQ	Lovell, Wyo. (Rocky Mountain College)
52	Jahmari Moore	LB	6-2	215	Fr.	HS	Oak Park, Ill. (Oak Park and River Forest)
11	Eric Nzeocha	LB	6-3	231	Sr.	3L	Neusitz, Germany (FOS Ansbach)
13	John Okwoli	WR	6-2	205	Fr.	HS	Phoenix, Ariz. (North Canyon)
8	Jalen Ortiz	FS/N	5-10	196	RJr.	RS	Peoria, Ariz. (UCLA)
29	Kellen Overstreet	RB	5-11	196	So.	1L	Hamilton, Mo. (Penney)
3	Joseph Parker	WR	5-10	185	So.	1L	Castle Rock, Colo. (Cherry Creek)
13D	Ethan Patrick	CB	6-0	191	Jr.	SQ	St. Croix, Virgin Islands (Laurel H.S., Md.)
32	Adam Pilapil	LB	6-1	203	So.	1L	Torrance, Calif. (Loyola)
31	Chavez Pownell Jr.	FS	5-11	198	So.	1L	Tampa, Fla. (Jefferson)
80	James Price	WR	6-2	208	So.	1L	Camas, Wash. (Camas)
2	Robert Priester	CB	5-9	180	Jr.	2L	Tampa, Fla. (Robinson)
42	Kevin Prosser	DE	6-2	215	So.	1L	Aurora, Colo. (Overland)
64	Charlie Renfree	C	6-3	281	Jr.	2L	Scottsdale, Ariz. (Brophy Prep)
40	Cooper Rothe	K	5-11	155	Fr.	HS	Longmont, Colo. (Longmont)
73	Chase Roullier	OG	6-4	319	Sr.	3L	Savage, Minn. (Burnsville)
55	Gavin Rush	OL	6-3	285	Fr.	HS	Phillips, Neb. (Aurora)
77	Pahl Schwab	OT	6-5	306	RFr.	RS	Afton, Wyo. (Star Valley)
24	Braden Smith	S	5-10	175	Fr.	HS	Lakewood, Colo. (Lakewood)
15	Nick Smith	QB	6-4	229	So.	1L	Merritt Island, Fla. (Merritt Island)
82	Alec Stewart	TE	6-4	240	Fr.	HS	Aliso Viejo, Calif. (Santa Margarita Catholic)
75	Kurtis Stirneman	OG	6-5	300	Jr.	1L	Lakewood, Ill. (Marian Central Catholic)
35	Zach Taylor	FB	5-11	210	Fr.	HS	Gillette, Wyo. (Campbell County)
94	Brendan Turelli	LS	6-2	230	Sr.	3L	Phoenix, Ariz. (Arcadia)
67	Cole Turner	OG	6-4	292	So.	SQ	Cedar Rapids, Iowa (Xavier)
95	Hunter Van Emmerik	DT	6-4	281	Jr.	JC	Ferndale, Calif. (College of the Redwoods CC, Calif.)
36	Drew Van Maanen	FB/LS	6-1	230	Jr.	2L	Parker, Colo. (Chaparral)
45	Lucas Wacha	LB	6-1	230	Sr.	3L	Texarkana, Texas (Pleasant Grove)
72	Zach Wallace	OT	6-7	297	So.	1L	Lake Zurich, Ill. (Lake Zurich)
15D	Jaylon Watson	LB	6-0	232	RFr.	RS	Broken Bow, Okla. (Broken Bow)
71	Jace Webb	OL	6-4	295	Fr.	HS	Hollis, Okla. (Hollis)
63	Dustin Weeks	OL	6-8	265	Fr.	HS	Deering, N.D. (Glenburn)
21	Shaun Wick	RB	5-10	210	RSr.	3L	Oxnard, Calif. (St. Bonaventure)
30	Logan Wilson	LB	6-2	221	RFr.	RS	Casper, Wyo. (Natrona County)
92	Shiloh Windsor	DE	6-3	220	Fr.	HS	Ada, Okla. (Ada)
28	Andrew Wingard	FS	6-0	207	So.	1L	Arvada, Colo. (Ralston Valley)
43	Ben Wisdorf	LB	6-1	213	RFr.	RS	Cheyenne, Wyo. (East)
41	Ethan Wood	P/K	6-3	176	Sr.	3L	Colorado Springs, Colo. (Liberty)

## Experience Codes

1L	One-Year Letterman
2L	Two-Year Letterman
3L	Three-Year Letterman
HS	High School Player the Previous Season
JC	Junior College Player the Previous Season
RS	Redshirted Previous Season
SQ	Squad Member Previous Season But Didn't Earn Letter
TR	Transfer From Another Four-Year School





# NUMERICAL ROSTER

No.	Name	Pos.	Ht.	Wt.	Class	Ex.	Hometown (Last School)
2	Robert Priestler	CB	5-9	180	Jr.	2L	Tampa, Fla. (Robinson)
3	Joseph Parker	WR	5-10	185	So.	1L	Castle Rock, Colo. (Cherry Creek)
3D	Alijah Halliburton	S	6-2	175	Fr.	HS	Aurora, Colo. (Overland)
4	Tanner Gentry	WR	6-2	210	Sr.	3L	Aurora, Colo. (Grandview)
5	Brian Hill	RB	6-1	219	Jr.	2L	Belleville, Ill. (Belleville West)
5D	Rico Gafford	CB	5-11	180	Jr.	JC	West Des Moines, Iowa (Iowa Western CC, Iowa)
6	Marcus Epps	SS	6-0	203	So.	1L	Los Angeles, Calif. (Edison)
7	D.J. May	LB/N	5-11	216	Sr.	3L	Federal Way, Wash. (Federal Way)
8	Jalen Ortiz	FS/N	5-10	196	RJr.	RS	Peoria, Ariz. (UCLA)
9	Tyler Hall	CB	5-10	175	Fr.	HS	Hawthorne, Calif. (Junipero Serra)
11	Eric Nzeocha	LB	6-3	231	Sr.	3L	Neusitz, Germany (FOS Ansbach)
11D	Chandler Garrett	QB	6-5	205	Fr.	HS	Yukon, Okla. (Mustang)
12	Christian Irving	LB/N	5-11	208	So.	1L	Fort Lauderdale, Fla. (American Heritage)
13	John Okwoli	WR	6-2	205	Fr.	HS	Phoenix, Ariz. (North Canyon)
13D	Ethan Patrick	CB	6-0	191	Jr.	SQ	St. Croix, Virgin Islands (Laurel H.S., Md.)
14	C.J. Johnson	WR	6-2	196	RFr.	RS	Bellevue, Neb. (Bellevue West)
15	Nick Smith	QB	6-4	229	So.	1L	Merritt Island, Fla. (Merritt Island)
15D	Jaylon Watson	LB	6-0	232	RFr.	RS	Broken Bow, Okla. (Broken Bow)
16	Milo Hall	RB	5-8	190	RFr.	RS	Denver, Colo. (Cherry Creek)
17	Josh Allen	QB	6-5	230	RSO.	RS	Firebaugh, Calif. (Reedley College CC, Calif.)
19	Anthony Makransky	SS	5-10	184	So.	1L	Friendswood, Texas (Friendswood)
20	Josh Boyd	S	6-2	175	Fr.	HS	Bakersfield, Calif. (Bakersfield West)
21	Shaun Wick	RB	5-10	210	RSr.	3L	Oxnard, Calif. (St. Bonaventure)
21D	Antonio Hull	CB	5-10	188	So.	1L	Diamond Bar, Calif. (Diamond Bar)
22	Nico Evans	RB	5-9	206	So.	1L	Los Angeles, Calif. (Loyola)
23	Tim Kamana	LB/N	5-11	213	Jr.	2L	Honolulu, Hawai'i (West Point Prep)
23D	Mike Green II	RB	5-11	205	Fr.	HS	Sacramento, Calif. (Grant)
24	Braden Smith	S	5-10	175	Fr.	HS	Lakewood, Colo. (Lakewood)
25	Austin Conway	WR	5-10	169	RFr.	RS	Aurora, Colo. (Overland)
27	Davion Freeman	CB	5-9	164	RFr.	RS	Del City, Okla. (Del City)
28	Andrew Wingard	FS	6-0	207	So.	1L	Arvada, Colo. (Ralston Valley)
28D	Garrett Gardner	RB	6-0	200	RFr.	RS	St. Paul, Minn. (Central)
29	Kellen Overstreet	RB	5-11	196	So.	1L	Hamilton, Mo. (Penney)
30	Logan Wilson	LB	6-2	221	RFr.	RS	Casper, Wyo. (Natrona County)
31	Chavez Pownell Jr.	FS	5-11	198	So.	1L	Tampa, Fla. (Jefferson)
31D	Isaac Jefferson	WR	5-8	163	RFr.	RS	Rawlins, Wyo. (Rawlins)
32	Adam Pilapil	LB	6-1	203	So.	1L	Torrance, Calif. (Loyola)
33	Josh Harshman	TE	6-3	224	So.	1L	Casper, Wyo. (Natrona County)
35	Zach Taylor	FB	5-11	210	Fr.	HS	Gillette, Wyo. (Campbell County)
36	Drew Van Maanen	FB/LS	6-1	230	Jr.	2L	Parker, Colo. (Chaparral)
39	Justin Martin	K/P	5-10	187	Sr.	1L	Oakdale, Calif. (Oakdale)
40	Cooper Rothe	K	5-11	155	Fr.	HS	Longmont, Colo. (Longmont)
41	Ethan Wood	P/K	6-3	176	Sr.	3L	Colorado Springs, Colo. (Liberty)
42	Kevin Prosser	DE	6-2	215	So.	1L	Aurora, Colo. (Overland)
43	Ben Wisdorf	LB	6-1	213	RFr.	RS	Cheyenne, Wyo. (East)
44	Devin McKenna	LB	6-2	228	Sr.	1L	Millstone, N.J. (Sacred Heart University, Conn.)
45	Lucas Wacha	LB	6-1	230	Sr.	3L	Texarkana, Texas (Pleasant Grove)
46	Cassh Maluia	LB	6-0	210	Fr.	HS	Paramount, Calif. (Paramount)
47	Matt List	FB	5-11	240	So.	1L	Colorado Springs, Colo. (Pine Creek)
47D	Drew Harvey	LB	6-0	210	Fr.	HS	Crete, Ill. (Crete Monee)
48	Jordan Ellis	FB	6-2	250	Sr.	2L	Colorado Springs, Colo. (UT-San Antonio)
50	Adrian King	LB	6-1	220	Fr.	HS	Denver, Colo. (George Washington)
51	Trevor Meader	DE	6-4	239	Sr.	SQ	Lincoln, Neb. (Wayne State College)
52	Jahmari Moore	LB	6-2	215	Fr.	HS	Oak Park, Ill. (Oak Park and River Forest)





# NUMERICAL ROSTER

No.	Name	Pos.	Ht.	Wt.	Class	Ex.	Hometown (Last School)
53	Josiah Hall	DE	6-1	232	RFr.	RS	Colorado Springs, Colo. (Falcon)
54	Austin Lopez	LB	6-3	223	RFr.	RS	Colorado Springs, Colo. (Palmer)
55	Gavin Rush	OL	6-3	285	Fr.	HS	Phillips, Neb. (Aurora)
57	Chase Appleby	NT	6-0	268	Sr.	2L	Frisco, Texas (Centennial)
58	Taniela Lolohea	DE	6-1	245	Jr.	JC	Hawthorne, Calif. (El Camino CC, Calif.)
59	Ryan Cummings	OT	6-6	312	Jr.	2L	Littleton, Colo. (Valor Christian)
60	Du'Ryan Ebbesen	C	6-2	305	Sr.	SQ	St. Croix, Virgin Islands (Cheyenne Central)
61	Kaden Jackson	OG	6-2	294	So.	1L	Kingfisher, Okla. (Kingfisher)
62	Eli Moody	OT	6-3	281	Sr.	SQ	Lovell, Wyo. (Rocky Mountain College)
63	Dustin Weeks	OL	6-8	265	Fr.	HS	Deering, N.D. (Glenburn)
64	Charlie Renfree	C	6-3	281	Jr.	2L	Scottsdale, Ariz. (Brophy Prep)
65	Boyd Draeger	C	6-4	304	RFr.	RS	Lakeville, Minn. (Lakeville North)
67	Cole Turner	OG	6-4	292	So.	SQ	Cedar Rapids, Iowa (Xavier)
69	Richard Bettencourt	OG	6-3	310	So.	SQ	Meridian, Idaho (Meridian)
71	Jace Webb	OL	6-4	295	Fr.	HS	Hollis, Okla. (Hollis)
72	Zach Wallace	OT	6-7	297	So.	1L	Lake Zurich, Ill. (Lake Zurich)
73	Chase Roullier	OG	6-4	319	Sr.	3L	Savage, Minn. (Burnsville)
74	Brinkley Jolly	OT	6-5	273	So.	1L	Liberty, Mo. (Liberty North)
75	Kurtis Stirneman	OG	6-5	300	Jr.	1L	Lakewood, Ill. (Marian Central Catholic)
77	Pahl Schwab	OT	6-5	306	RFr.	RS	Afton, Wyo. (Star Valley)
80	James Price	WR	6-2	208	So.	1L	Camas, Wash. (Camas)
81	Austin Fort	TE	6-4	226	So.	TR	Gillette, Wyo. (Chabot CC, Calif.)
82	Alec Stewart	TE	6-4	240	Fr.	HS	Aliso Viejo, Calif. (Santa Margarita Catholic)
83	Jake Maulhardt	WR	6-6	230	Sr.	3L	Camarillo, Calif. (Camarillo)
84	Grant Lewis	TE	6-5	235	So.	SQ	Memphis, Tenn. (White Station)
85	Tyree Mayfield	TE	6-3	237	So.	1L	St. Joseph, Mo. (Central)
86	Adam Kinder	DE	6-2	252	Sr.	1L	Newport Beach, Calif. (Newport Harbor)
87	Conner Cain	DT	6-4	270	So.	1L	Littleton, Colo. (Heritage)
87D	Sam Maughan	TE	6-3	220	Fr.	HS	Beavercreek, Ore. (Oregon City)
88	Jacob Hollister	TE	6-4	239	Sr.	2L	Bend, Ore. (Arizona Western CC, Ariz.)
89	Parker Dumas	WR	6-5	200	Fr.	HS	North Bend, Wash. (Mount Si)
91	Carl Granderson	DE	6-5	227	So.	1L	Sacramento, Calif. (Grant)
92	Shiloh Windsor	DE	6-3	220	Fr.	HS	Ada, Okla. (Ada)
93	Youhanna Ghaifan	DT	6-4	284	RFr.	RS	Grand Island, Neb. (Central Catholic)
94	Brendan Turelli	LS	6-2	230	Sr.	3L	Phoenix, Ariz. (Arcadia)
95	Hunter Van Emmerik	DT	6-4	281	Jr.	JC	Ferndale, Calif. (College of the Redwoods CC, Calif.)
96	Sidney Malauulu	NT	6-3	301	So.	1L	Seoul, South Korea (Buena H.S., Ariz.)
97	Ja'Chai Baker	DT	6-6	260	Fr.	HS	Council Bluffs, Iowa (Lewis Central)
98	Dalton Fields	NT	6-3	280	Jr.	2L	Colorado Springs, Colo. (Pine Creek)
99	Brent Gilliland	DE	6-2	269	RFr.	RS	Sterling, Colo. (Sterling)

SEASON OUTLOOK

COWBOY COACHES

THE COWBOYS

THE OPPONENTS

SEASON IN REVIEW

RECORDS &amp; HISTORY

MOUNTAIN WEST

UW ADMINISTRATION

## PRONUNCIATION GUIDE

Player	Pronunciation	Player	Pronunciation
Ja'Chai Baker	juh-KI (Long I)	Eric Nzeocha	en-ZAH-chuh (Rhymes with GOTCHA)
Parker Dumas	DOO-muss	John Okwoli	awk-WALL-ee
Davion Freeman	DAVE-ee-on (Long A, like the name Dave)	Adam Pilapil	PILL-uh-PILL
Youhanna Ghaifan	yo-HAWN-uh, guh-FAWN	Chavez Pownell Jr.	pow-NELL (Just like it looks)
Milo Hall	MY-lo	Robert Priestler	PREE-stur
Tim Kamana	KOM-uh-nah	Cooper Rothe	ROTH
Anthony Makransky	muh-KRAN-skee	Chase Roullier	ROO-lee-ay
Cassh Maluia	CASH, mall-uh-EE-oo	Kurtis Stirneman	STIR-nuh-mun
Sidney Malauulu	mall-uh-OO-loo	Brendan Turelli	tur-ELL-ee
Sam Maughan	(Rhymes with Dawn)	Drew Van Maanen	van MAWN-un (Rhymes with Dawn)
Tyree Mayfield	TIE-ree	Lucas Wach	WALK-uh
Jahmari Moore	juh-MAR-ee	Andrew Wingard	WING-urd





# 2016 Personnel Picture

## Starters Returning (18)

(9 offense, 8 defense, 1 special teams)

### OFFENSIVE STARTERS RETURNING (9)

No.	Name	Pos.	Ht.	Wt.	Class	Ex.	Hometown (Last School)	2015 Statistics
59	Ryan Cummings	OT	6-6	312	Jr.	2L	Littleton, Colo. (Valor Christian)	12 Starts
4	Tanner Gentry	WR	6-2	210	Sr.	3L	Aurora, Colo. (Grandview)	37 Rec., 678 Yards
5	Brian Hill	RB	6-1	219	Jr.	2L	Belleville, Ill. (Belleville West)	281 att., 1,631 Yards
88	Jacob Hollister	TE	6-4	239	Sr.	2L	Bend, Ore. (Arizona Western CC, Ariz.)	26 Rec., 355 Yards
83	Jake Maulhardt	WR	6-6	230	Sr.	3L	Camarillo, Calif. (Camarillo)	57 Rec., 653 Yards
64	Charlie Renfree	C	6-3	281	Jr.	2L	Scottsdale, Ariz. (Brophy Prep)	11 Starts
73	Chase Roullier	OG	6-4	319	Sr.	3L	Savage, Minn. (Burnsville)	12 Starts
36	Drew Van Maanen	FB	6-1	230	Jr.	2L	Parker, Colo. (Chaparral)	2 Rec., 4 Yards
72	Zach Wallace	OT	6-7	297	So.	1L	Lake Zurich, Ill. (Lake Zurich)	10 Starts

### DEFENSIVE STARTERS RETURNING (8)

No.	Name	Pos.	Ht.	Wt.	Class	Ex.	Hometown (Last School)	2015 Statistics
6	Marcus Epps	SS	6-0	203	So.	1L	Los Angeles, Calif. (Edison)	83 Tackles, 2 INTs
21D	Antonio Hull	CB	5-10	188	So.	1L	Diamond Bar, Calif. (Diamond Bar)	33 Tackles, 6 PBU's
23	Tim Kamana	LB/N	5-11	213	Jr.	2L	Honolulu, Hawai'i (West Point Prep)	31 Tackles, 1 INT
96	Sidney Malauulu	NT	6-3	301	So.	1L	Seoul, South Korea (Buena H.S., Ariz.)	19 Tackles, 0.5 TFLs
7	D.J. May	LB/N	5-11	216	Sr.	3L	Federal Way, Wash. (Federal Way)	69 Tackles, 10 PBU's
35	Robert Priester	CB	5-9	180	Jr.	2L	Tampa, Fla. (Robinson)	50 Tackles, 1 INT
45	Lucas Wach	LB	6-1	230	Sr.	3L	Texarkana, Texas (Pleasant Grove)	96 Tackles, 6.0 TFLs
28	Andrew Wingard	FS	6-0	207	So.	1L	Arvada, Colo. (Ralston Valley)	122 Tackles, 1 INT

### SPECIAL TEAMS STARTERS RETURNING (1)

No.	Name	Pos.	Ht.	Wt.	Class	Ex.	Hometown (Last School)	2015 Statistics
41	Ethan Wood	P/K	6-3	176	Sr.	3L	Colorado Springs, Colo. (Liberty)	41.8 Yards/Punt

## Starters Lost (6)

(2 offense, 3 defense, 1 special teams)

### OFFENSIVE STARTERS LOST (2)

No.	Name	Pos.	Ht.	Wt.	Class	Ex.	Hometown (Last School)	2015 Statistics
51	Troy Boyland	OG	6-2	302	Sr.	1L	Palo Alto, Calif. (College of San Mateo, Calif.)	10 Starts
2	Cameron Coffman	QB	6-2	198	RSr.	RS	Peculiar, Mo. (Indiana University)	1,951 Passing Yards

### DEFENSIVE STARTERS LOST (3)

No.	Name	Pos.	Ht.	Wt.	Class	Ex.	Hometown (Last School)	2015 Statistics
34	Siaosi Hala'api'api	DE	6-2	250	Sr.	3L	Honolulu, Hawai'i (Kaimuki)	31 Tackles, 4.5 TFLs
90	Uso Olive	NT/DT	6-1	305	Jr.	2L	Federal Way, Wash. (Federal Way)	17 Tackles, 1.5 TFLs
55	Eddie Yarbrough	DE	6-3	251	Sr.	3L	Aurora, Colo. (Grandview)	62 Tackles, 10.5 TFLs

### SPECIAL TEAMS STARTERS LOST (1)

No.	Name	Pos.	Ht.	Wt.	Class	Ex.	Hometown (Last School)	2015 Statistics
97	Tristan Bailey	K	6-1	190	Fr.	HS	Colorado Springs, Colo. (Rampart)	28-31 PATS, 2-8 FGs

All positions listed are the positions players started at in 2015.





# 2016 Personnel Picture

## Lettermen Returning (45)

(22 offense, 20 defense, 3 special teams)

### OFFENSIVE LETTERMEN RETURNING (22)

<i>No.</i>	<i>Name</i>	<i>Pos.</i>	<i>Ht.</i>	<i>Wt.</i>	<i>Class</i>	<i>Ex.</i>	<i>Hometown (Last School)</i>
59	Ryan Cummings	OT	6-6	312	Jr.	2L	Littleton, Colo. (Valor Christian)
48	Jordan Ellis	FB	6-2	250	Sr.	2L	Colorado Springs, Colo. (UT-San Antonio)
22	Nico Evans	RB	5-9	206	So.	1L	Los Angeles, Calif. (Loyola)
4	Tanner Gentry	WR	6-2	210	Sr.	3L	Aurora, Colo. (Grandview)
33	Josh Harshman	TE	6-3	224	So.	1L	Casper, Wyo. (Natrona County)
5	Brian Hill	RB	6-1	219	Jr.	2L	Belleville, Ill. (Belleville West)
88	Jacob Hollister	TE	6-4	239	Sr.	2L	Bend, Ore. (Arizona Western CC, Ariz.)
61	Kaden Jackson	OG	6-2	294	So.	1L	Kingfisher, Okla. (Kingfisher)
74	Brinkley Jolly	OT	6-5	273	So.	1L	Liberty, Mo. (Liberty North)
47	Matt List	FB	5-11	240	So.	1L	Colorado Springs, Colo. (Pine Creek)
83	Jake Maulhardt	WR	6-6	230	Sr.	3L	Camarillo, Calif. (Camarillo)
85	Tyree Mayfield	TE	6-3	237	So.	1L	St. Joseph, Mo. (Central)
29	Kellen Overstreet	RB	5-11	196	So.	1L	Hamilton, Mo. (Penney)
3	Joseph Parker	WR	5-10	185	So.	1L	Castle Rock, Colo. (Cherry Creek)
80	James Price	WR	6-2	208	So.	1L	Camas, Wash. (Camas)
64	Charlie Renfree	C	6-3	281	Jr.	2L	Scottsdale, Ariz. (Brophy Prep)
73	Chase Roullier	OG	6-4	319	Sr.	3L	Savage, Minn. (Burnsville)
15	Nick Smith	QB	6-4	229	So.	1L	Merritt Island, Fla. (Merritt Island)
75	Kurtis Stinemman	OG	6-5	300	Jr.	1L	Lakewood, Ill. (Marian Central Catholic)
36	Drew Van Maanen	FB	6-1	230	Jr.	2L	Parker, Colo. (Chaparral)
72	Zach Wallace	OT	6-7	297	So.	1L	Lake Zurich, Ill. (Lake Zurich)
21	Shaun Wick	RB	5-10	210	RSr.	3L	Oxnard, Calif. (St. Bonaventure)

### DEFENSIVE LETTERMEN RETURNING (20)

<i>No.</i>	<i>Name</i>	<i>Pos.</i>	<i>Ht.</i>	<i>Wt.</i>	<i>Class</i>	<i>Ex.</i>	<i>Hometown (Last School)</i>
57	Chase Appleby	NT	6-0	268	Sr.	2L	Frisco, Texas (Centennial)
87	Conner Cain	DT	6-4	270	So.	1L	Littleton, Colo. (Heritage)
6	Marcus Epps	SS	6-0	203	So.	1L	Los Angeles, Calif. (Edison)
98	Dalton Fields	NT	6-3	280	Jr.	2L	Colorado Springs, Colo. (Pine Creek)
91	Carl Granderson	DE	6-5	227	So.	1L	Sacramento, Calif. (Grant)
21D	Antonio Hull	CB	5-10	188	So.	1L	Diamond Bar, Calif. (Diamond Bar)
12	Christian Irving	LB/N	5-11	208	So.	1L	Fort Lauderdale, Fla. (American Heritage)
23	Tim Kamana	LB/N	5-11	213	Jr.	2L	Honolulu, Hawai'i (West Point Prep)
86	Adam Kinder	DE	6-2	252	Sr.	1L	Newport Beach, Calif. (Newport Harbor)
19	Anthony Makransky	SS	5-10	184	So.	1L	Friendswood, Texas (Friendswood)
96	Sidney Malauulu	NT	6-3	301	So.	1L	Seoul, South Korea (Buena H.S., Ariz.)
7	D.J. May	LB/N	5-11	216	Sr.	3L	Federal Way, Wash. (Federal Way)
44	Devin McKenna	LB	6-2	228	Sr.	1L	Millstone, N.J. (Sacred Heart University, Conn.)
11	Eric Nzeocha	LB	6-3	231	Sr.	3L	Neusitz, Germany (FOS Ansbach)
32	Adam Pilapil	LB	6-1	203	So.	1L	Torrance, Calif. (Loyola)
31	Chavez Pownell Jr.	FS	5-11	198	So.	1L	Tampa, Fla. (Jefferson)
35	Robert Priestler	CB	5-9	180	Jr.	2L	Tampa, Fla. (Robinson)
42	Kevin Prosser	DE	6-2	215	So.	1L	Aurora, Colo. (Overland)
45	Lucas Wacha	LB	6-1	230	Sr.	3L	Texarkana, Texas (Pleasant Grove)
28	Andrew Wingard	FS	6-0	207	So.	1L	Arvada, Colo. (Ralston Valley)

### SPECIAL TEAMS LETTERMEN RETURNING (3)

<i>No.</i>	<i>Name</i>	<i>Pos.</i>	<i>Ht.</i>	<i>Wt.</i>	<i>Class</i>	<i>Ex.</i>	<i>Hometown (Last School)</i>
39	Justin Martin	K/P	5-10	187	Sr.	1L	Oakdale, Calif. (Oakdale)
94	Brendan Turelli	LS	6-2	230	Sr.	3L	Phoenix, Ariz. (Arcadia)
41	Ethan Wood	P/K	6-3	176	Sr.	3L	Colorado Springs, Colo. (Liberty)

All positions listed are 2016 projected positions.





# 2016 Personnel Picture

## Lettermen Lost (19)

(10 offense, 8 defense, 1 special teams)

### OFFENSIVE LETTERMEN LOST (10)

<i>No.</i>	<i>Name</i>	<i>Pos.</i>	<i>Ht.</i>	<i>Wt.</i>	<i>Class</i>	<i>Ex.</i>	<i>Hometown (Last School)</i>
81	Justin Berger	WR	6-2	198	RSr.	3L	Danville, Calif. (Diablo Valley CC, Calif.)
51	Troy Boyland	OG	6-2	302	Sr.	2L	Palo Alto, Calif. (College of San Mateo, Calif.)
2	Cameron Coffman	QB	6-2	198	RSr.	RS	Peculiar, Mo. (Indiana University)
63	Rafe Kiely	C	6-3	304	Sr.	3L	Wheaton, Ill. (Wheaton North)
58	Taylor Knestis	OT	6-5	299	So.	1L	Lakewood, Colo. (Lakewood)
34D	Tayton Montgomery	WR	5-11	165	Fr.	1L	Cheyenne, Wyo. (Central)
20	Justice Murphy	WR	6-0	180	Fr.	1L	Vancouver, Wash. (Evergreen)
32	Joshua Tapscott	RB	5-9	213	So.	2L	Nokesville, Va. (Kettle Run)
13	Tom Thornton	WR	6-1	201	Jr.	2L	Tempe, Ariz. (Marcos de Niza)
12D	Aaron Young	QB	6-2	198	Jr.	1L	Sacramento, Calif. (ASA CC, N.Y.)

### DEFENSIVE LETTERMEN LOST (8)

<i>No.</i>	<i>Name</i>	<i>Pos.</i>	<i>Ht.</i>	<i>Wt.</i>	<i>Class</i>	<i>Ex.</i>	<i>Hometown (Last School)</i>
50	Luis Bach	LB	6-2	208	Fr.	1L	Burgoberbach, Germany (RSG Rothenburg)
95	Jacob English	NT	6-5	291	Jr.	2L	Beloit, Kan. (Beloit)
5	Tyran Finley	CB	5-9	175	Sr.	2L	Birmingham, Ala. (Contra Costa CC, Calif.)
34	Siaosi Hala'api'api	DE	6-2	250	Sr.	4L	Honolulu, Hawai'i (Kaimuki)
26	C.J. Jennings	CB	5-10	180	RFr.	1L	Orlando, Fla. (Jones)
90	Uso Olive	DT	6-1	305	Jr.	3L	Federal Way, Wash. (Federal Way)
36	Will Tutein	LB	6-2	212	Jr.	2L	St. Croix, Virgin Islands (Chadron State)
55	Eddie Yarbrough	DE	6-3	251	Sr.	4L	Aurora, Colo. (Grandview)

### SPECIAL TEAMS LETTERMEN LOST (1)

<i>No.</i>	<i>Name</i>	<i>Pos.</i>	<i>Ht.</i>	<i>Wt.</i>	<i>Class</i>	<i>Ex.</i>	<i>Hometown (Last School)</i>
97	Tristan Bailey	K	6-1	190	Fr.	HS	Colorado Springs, Colo. (Rampart)

All positions listed are the positions last played in a game by each individual.





# 2016 Personnel Picture

## Other Returning Players (25)

(14 offense, 11 defense, 0 special teams)

### REDSHIRTS AND SQUADMEN RETURNING ON OFFENSE (14)

<i>No.</i>	<i>Name</i>	<i>Pos.</i>	<i>Ht.</i>	<i>Wt.</i>	<i>Class</i>	<i>Ex.</i>	<i>Hometown (Last School)</i>
17	Josh Allen	QB	6-5	230	RSO.	RS	Firebaugh, Calif. (Reedley CC, Calif.)
69	Richard Bettencourt	OG	6-3	310	So.	SQ	Meridian, Idaho (Meridian)
25	Austin Conway	WR	5-10	169	RFr.	RS	Aurora, Colo. (Overland)
65	Boyd Draeger	C	6-4	304	RFr.	RS	Lakeville, Minn. (Lakeville North)
60	Du'Ryan Ebbesen	C	6-2	305	Sr.	SQ	St. Croix, Virgin Islands (Cheyenne Central)
81	Austin Fort	TE	6-4	226	So.	TR	Gillette, Wyo. (Chabot CC, Calif.)
28D	Garrett Gardner	RB	6-0	200	RFr.	RS	St. Paul, Minn. (Central)
16	Milo Hall	RB	5-8	190	RFr.	RS	Denver, Colo. (Cherry Creek)
31D	Isaac Jefferson	WR	5-8	163	RFr.	RS	Rawlins, Wyo. (Rawlins)
14	C.J. Johnson	WR	6-2	196	RFr.	RS	Bellevue, Neb. (Bellevue West)
84	Grant Lewis	TE	6-5	235	So.	SQ	Memphis, Tenn. (White Station)
62	Eli Moody	OT	6-3	281	Sr.	SQ	Lovell, Wyo. (Rocky Mountain College)
77	Pahl Schwab	OT	6-5	306	RFr.	RS	Afton, Wyo. (Star Valley)
67	Cole Turner	OG	6-4	292	So.	SQ	Cedar Rapids, Iowa (Xavier)

### REDSHIRTS AND SQUADMEN RETURNING ON DEFENSE (11)

<i>No.</i>	<i>Name</i>	<i>Pos.</i>	<i>Ht.</i>	<i>Wt.</i>	<i>Class</i>	<i>Ex.</i>	<i>Hometown (Last School)</i>
27	Davion Freeman	CB	5-9	164	RFr.	RS	Del City, Okla. (Del City)
93	Youhanna Ghaifan	DT	6-4	284	RFr.	RS	Grand Island, Neb. (Central Catholic)
99	Brent Gilliland	DE	6-2	269	RFr.	RS	Sterling, Colo. (Sterling)
53	Josiah Hall	DE	6-1	232	RFr.	RS	Colorado Springs, Colo. (Falcon)
54	Austin Lopez	LB	6-3	223	RFr.	RS	Colorado Springs, Colo. (Palmer)
51	Trevor Meader	DE	6-4	239	Sr.	SQ	Lincoln, Neb. (Wayne State College)
8	Jalen Ortiz	FS/N	5-10	196	RJr.	RS	Peoria, Ariz. (UCLA)
13D	Ethan Patrick	CB	6-0	191	Jr.	SQ	St. Croix, Virgin Islands (Laurel H.S., Md.)
15D	Jaylon Watson	LB	6-0	232	RFr.	RS	Broken Bow, Okla. (Broken Bow)
30	Logan Wilson	LB	6-2	221	RFr.	RS	Casper, Wyo. (Natrona County)
43	Ben Wisdorf	LB	6-1	213	RFr.	RS	Cheyenne, Wyo. (East)

### REDSHIRTS AND SQUADMEN RETURNING ON SPECIAL TEAMS (0)

<i>No.</i>	<i>Name</i>	<i>Pos.</i>	<i>Ht.</i>	<i>Wt.</i>	<i>Class</i>	<i>Ex.</i>	<i>Hometown (Last School)</i>
NA							

All positions listed are 2016 projected positions.





# 2016 Personnel Picture

## 2015 Football Signings (24)

(10 offense, 13 defense, 1 special teams)

### OFFENSIVE SIGNEES (10)

<i>Name</i>	<i>Pos.</i>	<i>Ht.</i>	<i>Wt.</i>	<i>Class</i>	<i>Ex.</i>	<i>Hometown (Last School)</i>
89 Parker Dumas	WR	6-5	200	Fr.	HS	North Bend, Wash. (Mount Si)
11D Chandler Garrett	QB	6-5	205	Fr.	HS	Yukon, Okla. (Mustang)
23D Mike Green II	RB	5-11	205	Fr.	HS	Sacramento, Calif. (Grant)
87D Sam Maughan	TE	6-3	220	Fr.	HS	Beavercreek, Ore. (Oregon City)
13 John Okwoli	WR	6-2	205	Fr.	HS	Phoenix, Ariz. (North Canyon)
55 Gavin Rush	OL	6-3	285	Fr.	HS	Phillips, Neb. (Aurora)
82 Alec Stewart	TE	6-4	240	Fr.	HS	Aliso Viejo, Calif. (Santa Margarita Catholic)
35 Zach Taylor	FB	5-11	210	Fr.	HS	Gillette, Wyo. (Campbell County)
71 Jace Webb	OL	6-4	295	Fr.	HS	Hollis, Okla. (Hollis)
63 Dustin Weeks	OL	6-8	265	Fr.	HS	Deering, N.D. (Glenburn)

### DEFENSIVE SIGNEES (13)

<i>Name</i>	<i>Pos.</i>	<i>Ht.</i>	<i>Wt.</i>	<i>Class</i>	<i>Ex.</i>	<i>Hometown (Last School)</i>
97 Ja'Chai Baker	DL	6-6	260	Fr.	HS	Council Bluffs, Iowa (Lewis Central)
20 Josh Boyd	S	6-2	175	Fr.	HS	Bakersfield, Calif. (Bakersfield West)
5D Rico Gafford	CB	5-11	180	Jr.	JC	West Des Moines, Iowa (Iowa Western CC, Iowa)
9 Tyler Hall	CB	5-10	175	Fr.	HS	Hawthorne, Calif. (Junipero Serra)
3D Alijah Halliburton	S	6-2	175	Fr.	HS	Aurora, Colo. (Overland)
47D Drew Harvey	LB	6-0	210	Fr.	HS	Crete, Ill. (Crete Monee)
50 Adrian King	LB	6-1	220	Fr.	HS	Denver, Colo. (George Washington)
58 Taniela Lolohea	DE	6-1	245	Jr.	JC	Hawthorne, Calif. (El Camino CC, Calif.)
46 Cassh Maluia	LB	6-0	210	Fr.	HS	Paramount, Calif. (Paramount)
52 Jahmari Moore	LB	6-2	215	Fr.	HS	Oak Park, Ill. (Oak Park and River Forest)
24 Braden Smith	S	5-10	175	Fr.	HS	Lakewood, Colo. (Lakewood)
95 Hunter Van Emmerik	DT	6-4	281	Jr.	JC	Ferndale, Calif. (College of the Redwoods CC, Calif.)
92 Shiloh Windsor	LB	6-3	220	Fr.	HS	Ada, Okla. (Ada)

### SPECIAL TEAMS SIGNEES (1)

<i>Name</i>	<i>Pos.</i>	<i>Ht.</i>	<i>Wt.</i>	<i>Class</i>	<i>Ex.</i>	<i>Hometown (Last School)</i>
40 Cooper Rothe	K	5-11	155	Fr.	HS	Longmont, Colo. (Longmont)





## BY CLASS

### REDSHIRT SENIOR (1)

Shaun Wick RB

### SENIORS (17)

Chase Appleby NT  
Du'Ryan Ebbesen C  
Jordan Ellis FB  
Tanner Gentry WR  
Jacob Hollister TE  
Adam Kinder DE  
Justin Martin K/P  
Jake Maulhardt WR  
D.J. May LB/N  
Devin McKenna LB  
Trevor Meader DE  
Eli Moody OT  
Eric Nzeocha LB  
Chase Roullier OG  
Brendan Turelli LS  
Lucas Wacha LB  
Ethan Wood P/K

### REDSHIRT JUNIOR (1)

Jalen Ortiz FS/N

### JUNIORS (12)

Ryan Cummings OT  
Dalton Fields NT  
Rico Gafford CB  
Brian Hill RB  
Tim Kamana LB/N  
Taniela Lolohea DE  
Ethan Patrick CB  
Robert Priester CB  
Charlie Renfree C  
Kurtis Stirneman OG  
Hunter Van Emmerik DT  
Drew Van Maanen FB

### REDSHIRT SOPHOMORES (1)

Josh Allen QB

### SOPHOMORES (26)

Richard Bettencourt OG  
Conner Cain DT  
Marcus Epps SS  
Nico Evans RB  
Austin Fort TE  
Carl Granderson DE  
Josh Harshman TE  
Antonio Hull CB  
Christian Irving LB/N  
Kaden Jackson OG  
Brinkley Jolly OT  
Grant Lewis TE  
Matt List FB  
Anthony Makransky SS  
Sidney Malauulu NT  
Tyree Mayfield TE  
Kellen Overstreet RB  
Joseph Parker WR

Adam Pilapil LB  
Chavez Pownell Jr. FS  
James Price WR  
Kevin Prosser DE  
Nick Smith QB  
Cole Turner OG  
Zach Wallace OT  
Andrew Wingard FS

### REDSHIRT FRESHMEN (15)

Austin Conway WR  
Boyd Draeger C  
Davion Freeman CB  
Garrett Gardner RB  
Youhanna Ghaifan DT  
Brent Gilliland DE  
Josiah Hall DE  
Milo Hall RB  
Isaac Jefferson WR  
C.J. Johnson WR  
Austin Lopez LB  
Pahl Schwab OT  
Jaylon Watson LB  
Logan Wilson LB  
Ben Wisdorf LB

### FRESHMEN (21)

Ja'Chai Baker DT  
Josh Boyd S  
Parker Dumas WR  
Chandler Garrett QB  
Mike Green II RB  
Tyler Hall CB  
Alijah Halliburton S  
Drew Harvey LB  
Adrian King LB  
Cassh Maluia LB  
Sam Maughann TE  
Jahmari Moore LB  
John Okwoli WR  
Cooper Rothe K  
Gavin Rush OL  
Braden Smith S  
Alec Stewart TE  
Zach Taylor FB  
Jace Webb OL  
Dustin Weeks OL  
Shiloh Windsor DE

## BY STATE/COUNTRY

### ARIZONA (4)

John Okwoli WR  
Jalen Ortiz FS/N  
Charlie Renfree C  
Brendan Turelli LS

### CALIFORNIA (17)

Josh Allen QB  
Josh Boyd S  
Marcus Epps SS  
Nico Evans RB  
Carl Granderson DE  
Mike Green II RB  
Tyler Hall CB  
Alijah Halliburton S  
Antonio Hull CB  
Adam Kinder DE  
Taniela Lolohea DE  
Cassh Maluia LB  
Justin Martin K/P  
Jake Maulhardt WR  
Adam Pilapil LB  
Hunter Van Emmerik DT  
Shaun Wick RB

### COLORADO (20)

Conner Cain DT  
Austin Conway WR  
Ryan Cummings OT  
Jordan Ellis FB  
Dalton Fields NT  
Tanner Gentry WR  
Brent Gilliland DE  
Josiah Hall DE  
Milo Hall RB  
Adrian King LB  
Matt List FB  
Austin Lopez LB  
Joseph Parker WR  
Kevin Prosser DE  
Cooper Rothe K  
Braden Smith S  
Alec Stewart TE  
Drew Van Maanen FB  
Andrew Wingard FS  
Ethan Wood P/K

### FLORIDA (4)

Christian Irving LB/N  
Chavez Pownell Jr. FS  
Robert Priester CB  
Nick Smith QB

### HAWAII (1)

Tim Kamana LB/N

### IDAHO (1)

Richard Bettencourt OG

### ILLINOIS (5)

Drew Harvey LB  
Brian Hill RB  
Jahmari Moore LB  
Kurtis Stirneman OG  
Zach Wallace OT

### IOWA (3)

Ja'Chai Baker DT  
Rico Gafford CB  
Cole Turner OG

### MINNESOTA (3)

Boyd Draeger C  
Garrett Gardner RB  
Chase Roullier OG

### MISSOURI (3)

Brinkley Jolly OT  
Tyree Mayfield TE  
Kellen Overstreet RB

### NEBRASKA (4)

Youhanna Ghaifan DT  
C.J. Johnson WR  
Trevor Meader DE  
Gavin Rush OL

### NEW JERSEY (1)

Devin McKenna LB

### NORTH DAKOTA (1)

Dustin Weeks OL

### OKLAHOMA (6)

Davion Freeman CB  
Chandler Garrett QB  
Kaden Jackson OG  
Jaylon Watson LB  
Jace Webb OL  
Shiloh Windsor DE

### OREGON (2)

Jacob Hollister TE  
Sam Maughann TE

### TENNESSEE (1)

Grant Lewis TE

### TEXAS (3)

Chase Appleby NT  
Anthony Makransky SS  
Lucas Wacha LB

### WASHINGTON (3)

Parker Dumas WR  
D.J. May LB/N  
James Price WR

### WYOMING (8)

Austin Fort TE  
Josh Harshman TE  
Isaac Jefferson WR  
Eli Moody OT  
Pahl Schwab OT  
Zach Taylor FB  
Logan Wilson LB  
Ben Wisdorf LB

### GERMANY (1)

Eric Nzeocha LB

### SOUTH KOREA (1)

Sidney Malauulu NT

### VIRGIN ISLANDS (2)

Du'Ryan Ebbesen C  
Ethan Patrick CB

SEASON OUTLOOK

COWBOY COACHES

THE COWBOYS

THE OPPONENTS

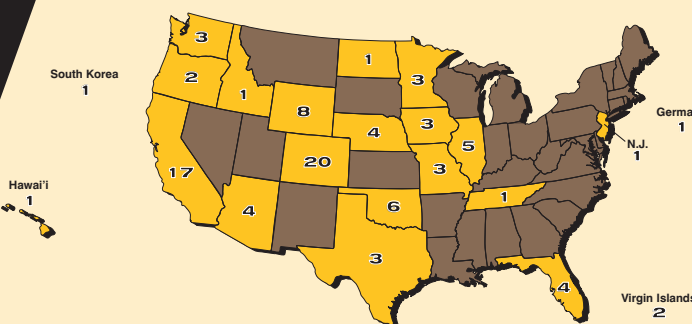
SEASON IN REVIEW

RECORDS & HISTORY

MOUNTAIN WEST

UW ADMINISTRATION

## WHERE ARE THEY FROM?







# FOLLOWING THE COWBOYS IN 2016

GAME NO.	DATE	OPPONENT	SCORE COWBOYS/OPP	RECORD	CONF. RECORD	LEADING RUSHER	LEADING PASSER	LEADING RECEIVER
1	9/3	NORTHERN ILLINOIS	_____	_____	_____	_____	_____	_____
2	9/10	at Nebraska	_____	_____	_____	_____	_____	_____
3	9/17	UC DAVIS	_____	_____	_____	_____	_____	_____
4	9/23	at Eastern Michigan	_____	_____	_____	_____	_____	_____
5	10/1	at Colorado State*	_____	_____	_____	_____	_____	_____
6	10/8	AIR FORCE*	_____	_____	_____	_____	_____	_____
7	10/22	at Nevada*	_____	_____	_____	_____	_____	_____
8	10/29	BOISE STATE*	_____	_____	_____	_____	_____	_____
9	11/5	UTAH STATE*	_____	_____	_____	_____	_____	_____
10	11/12	at UNLV*	_____	_____	_____	_____	_____	_____
11	11/19	SAN DIEGO STATE*	_____	_____	_____	_____	_____	_____
12	11/26	at New Mexico*	_____	_____	_____	_____	_____	_____

\*MW games



# COWBOY COACHES







# CRAIG BOHL

(Nebraska '82)

Head Coach, University of Wyoming



**T**he 2016 season marks the third season Craig Bohl will lead the Wyoming Football program as head coach and marks his 14th year as a college head coach. Over the past two years, Bohl has focused on building Cowboy Football for the long term.

Bohl, who was part of building National Championship teams at North Dakota State and Nebraska, was introduced by University of Wyoming Athletics Director Tom Burman as the new head football coach of the Wyoming Cowboys on Sunday, Dec. 8, 2013. Bohl became the 32nd head football coach in University of Wyoming history.

He came to Wyoming after building a national power at North Dakota State as a head coach for 11 seasons from 2003-13. His teams won three consecutive National Championships at the NCAA Football Championship Subdivision (FCS) level in 2011, '12 and '13. NDSU became only the second FCS school in NCAA history to win three consecutive national football titles, tied the FCS record for consecutive wins (24 from 2011-13) and became the first undefeated FCS National Champion since 1996.

"Rarely do you get an opportunity to hire a head coach who has won multiple National Championships and has a reputation as a program builder," said Burman.

"I am absolutely confident we hired one of the best football coaches in the country. All you have to do is look at Craig's record."

"I understand the awesome responsibility to lead this football team," said Bohl. "I also understand how important football is in the fabric of this institution and not only this institution but around the state. Whether you're in Sheridan, Casper or Thermopolis, this is the state team, and I embrace that."

"I'm looking forward to getting to know the people of our great state of Wyoming. It will be an exciting time for us. We understand that the bar is high. I

also appreciate the vision that Tom (Burman) has, and I want to thank him for having faith in me to lead this football program. He was able to articulate to me where our football program needs to go and the resources that are going to be provided to allow us to experience success.

"I can't tell you how excited I am to embrace the Cowboy tradition."

Not only has Bohl won three national titles at the FCS level, but he was the linebackers coach at his alma mater, Nebraska, when the Huskers won the 1995 and 1997 National Championships.

Bohl concluded his career as head coach of the NDSU Bison, with a 104-32 (.765) record. He

guided the Bison to the FCS Playoffs each of his final four seasons, posting a 14-1 record in the FCS Playoffs. His last three teams posted records of 14-1 (2011), 14-1 (2012) and 15-0 (2013) for a combined record of 43-2 (.956) on way to their three consecutive FCS national titles.

By winning the 2013 FCS National Championship, North Dakota State extended its winning streak to 24 consecutive games, which tied both the NDSU and FCS records for consecutive victories. The Bison teams from 1964-66 originally set the school record with 24 straight victories. The University of Pennsylvania set the FCS record of 24 consecutive wins from 1992-95. That record was later tied by Montana from 2001-02.

The 2013 NDSU team also set a North Dakota State single-season record for wins, posting a perfect 15-0 record. The Bison became the first undefeated FCS National Champion since Marshall went 15-0 to win the 1996 FCS title.

The Bison had great success against FBS teams to go with their elite status at the FCS level. In each of his last four seasons at NDSU, Bohl's Bison defeated all four of the FBS teams they faced, and captured all of those wins on the road. NDSU won at Kansas in 2010 (by a score of 6-3), at Minnesota in 2011 (37-24), at Colorado State in 2012 (22-7), and at Kansas State in 2013 (24-21). Overall during his 11 years at North Dakota State, Bohl's teams built a 7-3 record against FBS teams.

In 2012 and '13, Bohl received both The Sports Network Eddie Robinson FCS National Coach of the Year Award and the American Football Coaches Association (AFCA) FCS National Coach of the Year Award. He became the first coach in the first 27 years of the Eddie Robinson Award to win it in consecutive seasons. In 2013, he also received the Liberty Mutual FCS Coach of the Year Award, which is presented in partnership with the National Football Foundation

and College Football Hall of Fame. His other National Coach of the Year honor came in 2006, when he was recognized by the Football Gazette as the FCS National Coach of the Year and the Northwest Region Coach of the Year.

He was also a finalist for The Sports Network Eddie Robinson Award in 2011, 2007 and 2006, and was the 2011 and 2013 AFCA Region 4 FCS Coach of the Year. Bohl was selected to the American Football Coaches Association Board of Trustees by a vote of the membership at the 2012 AFCA national convention.

His North Dakota State teams were built on an exciting West Coast offense and a physical, aggressive defense. In the 2013 season, North Dakota State's offense ranked No. 7 in the nation in rushing offense (257.3 yards per game), No. 10 in scoring offense (38.7 points per game) and No. 14 in total offense (457.5 ypg). The Bison defense ranked No. 1 in the nation in scoring defense (11.3 points allowed per game), No. 2 in the nation in pass defense efficiency (97.59 rating), No. 3 in rushing defense (91.3 yards allowed per game) and were No. 3 in total defense (255.9 yards allowed per game). The Bison led all FCS teams in scoring defense three consecutive seasons (2011-13).

In addition to his 14 years of experience as a head coach, Bohl has 19 years of experience as a full-time assistant coach at the collegiate level and three seasons as a graduate assistant. His last eight years as an assistant coach were spent at Nebraska. He was the linebackers coach under head coach Tom Osborne for five of those seasons and was part of the 1995 and '97 Nebraska National Championship teams. Bohl's final three seasons (2000-02) at Nebraska, he served as the Cornhuskers' defensive coordinator under head coach Frank Solich, before







accepting the head-coaching job at North Dakota State in 2003. Bohl was part of 11 bowl-game appearances while at Nebraska -- eight as an assistant coach from 1995 to 2002 and three as a graduate assistant coach for the Huskers from 1981-83.

As the defensive coordinator and linebackers coach at Duke in 1994, he helped coach the Blue Devils to the Hall of Fame Bowl in his only season at Duke.

Bohl's North Dakota State teams were ranked in The Sports Network or FCS Coaches Top 25 polls for 107 weeks since beginning FCS play in 2004, and earned the No. 1 ranking in both the final 2011, 2012 and 2013 polls, including being named a unanimous No. 1 following the 2013 campaign. The Bison's record versus FCS Top 25 ranked teams under Bohl's direction was 30-8.

From 2004-2007, Bohl helped lead North Dakota State through its transition to the NCAA FCS level. During that transition period, his teams posted back-to-back 10-1 seasons in 2006 and 2007, but weren't eligible for postseason play due to NCAA rules regarding teams moving up a division.

During his time in Fargo, N.D., Bohl coached 10 Academic All-Americans and 37 All-Americans, while six student-athletes in the last 10 years were named to the Allstate/AFCA Good Works team. He added a seventh Allstate/AFCA Good Works team member in 2014 at Wyoming, when senior wide receiver Dominic Ruffan earned that honor.

Bohl grew up in Lincoln, Neb., and went on to attend the University of Nebraska where he was a reserve defensive back from 1977 to 1979 under head coach Tom Osborne. Bohl was part of Nebraska's 1979 Orange Bowl and 1980 Cotton Bowl teams.

The 2016 season will be Bohl's 36th year coaching at the college level. He began his coaching career as a graduate assistant at his alma mater in 1981, assisting with the Nebraska linebackers and defensive backs for three seasons from 1981-83. His first full-time coaching position came at North Dakota State in 1984, coaching the defensive backs. He moved on to coach the linebackers at the University of Tulsa for the 1985 and '86 seasons. In 1987 and '88, Bohl was the linebackers coach at the University of Wisconsin. He earned his first defensive coordinator position in 1989 at Rice, where he served as the defensive coordinator for

five seasons from 1989-93. In 1994, Bohl accepted the defensive coordinator position at Duke. The following season in 1995, he had the opportunity to return to Nebraska as the linebackers coach, and in his first season back in Lincoln the Huskers won the National Championship. Two seasons later, they captured their second National Championship during Bohl's time as an assistant coach.

Born July 27, 1958, Bohl will be 58 years old when the 2016 season kicks off. He earned his bachelor's degree in business administration from Nebraska in 1982. Bohl's family includes wife Leia, and children Mallory and Morgan, Aaron and Elijah.



*Craig Bohl pictured with the Eddie Robinson Coach of the Year trophy. Bohl became the first coach in the 27-year history of the award to win it in consecutive seasons (2012 and 2013).*

## Craig Bohl's Career Coaching Honors

- 2013** The Sports Network Eddie Robinson FCS National Coach of the Year  
American Football Coaches Association (AFCA) FCS National Coach of the Year  
Liberty Mutual, National Football Foundation and College Football Hall of Fame FCS National Coach of the Year  
AFCA Region 4 Division I FCS Coach of the Year  
Missouri Valley Football Conference Bruce Craddock Coach of the Year
- 2012** The Sports Network Eddie Robinson FCS National Coach of the Year  
The American Football Coaches Association (AFCA) FCS National Coach of the Year  
Elected to the AFCA Board of Trustees  
Missouri Valley Football Conference Bruce Craddock Coach of the Year
- 2011** Finalist for The Sports Network Eddie Robinson FCS National Coach of the Year  
AFCA Region 4 Division I FCS Coach of the Year  
Missouri Valley Football Conference Bruce Craddock Coach of the Year
- 2007** Finalist for The Sports Network Eddie Robinson FCS National Coach of the Year
- 2006** Football Gazette FCS National Coach of the Year  
Football Gazette FCS Northwest Region Coach of the Year  
Finalist for The Sports Network Eddie Robinson FCS National Coach of the Year  
Great West Football Conference Coach of the Year





# Craig Bohl's Career Coaching History

## College Head-Coaching Record

Season	School	Overall Record			Conference Record			Conference Finish	Postseason Appearance
		W	L	%	W	L	%		
2015	Wyoming	2	10	.167	2	6	.250	6th in MW Mtn. Div.	
2014	Wyoming	4	8	.333	2	6	.250	T5th in MW Mtn. Div.	
2013	North Dakota State	15	0	1.000	8	0	1.000	1st in MVFC	FCS National Champions
2012	North Dakota State	14	1	.933	7	1	.875	1st in MVFC	FCS National Champions
2011	North Dakota State	14	1	.933	7	1	.875	Tie 1st in MVFC	FCS National Champions
2010	North Dakota State	9	5	.643	4	4	.500	Tie 3rd in MVFC	FCS Quarterfinals
2009	North Dakota State	3	8	.273	2	6	.250	6th in MVFC	
2008	North Dakota State	6	5	.545	4	4	.500	Tie 4th in MVFC	
2007	North Dakota State	10	1	.909	3	1	.750	2nd in GWFC	Reclassifying to FCS
2006	North Dakota State	10	1	.909	4	0	1.000	1st in GWFC	Reclassifying to FCS
2005	North Dakota State	7	4	.636	3	2	.600	3rd in GWFC	Reclassifying to FCS
2004	North Dakota State	8	3	.727	2	3	.400	3rd in GWFC	Reclassifying to FCS
2003	North Dakota State	8	3	.727	5	2	.714	2nd in NCC	
Record at Head Coach (13 years)		110	50	.688	53	36	.596	4 Titles	3 National Titles

## College Assistant-Coaching Record

Season	School	Overall Record				Conference Record			Conference Finish	Postseason Appearance
		W	L	T	%	W	L	%		
2002	Nebraska (Def. Coord./LB)	7	7	0	.500	3	5	.375	4th Big 12 North	Independence Bowl
2001	Nebraska (Def. Coord./LB)	11	2	0	.846	7	1	.875	Tie 1st Big 12 North	BCS Runnerup Rose Bowl
2000	Nebraska (Def. Coord./LB)	10	2	0	.833	6	2	.750	2nd Big 12 North	Alamo Bowl Champions
1999	Nebraska (Linebackers)	12	1	0	.923	7	1	.875	Big 12 Champs	Fiesta Bowl Champions
1998	Nebraska (Linebackers)	9	4	0	.692	5	3	.625	2nd Big 12 North	Holiday Bowl
1997	Nebraska (Linebackers)	13	0	0	1.000	8	0	1.000	Big 12 Champs	National Champs / Orange
1996	Nebraska (Linebackers)	11	2	0	.846	8	0	1.000	Big 12 Runner-up	Orange Bowl Champions
1995	Nebraska (Linebackers)	12	0	0	1.000	7	0	1.000	Big Eight Champs	National Champs / Fiesta
1994	Duke (Def. Coord./LB)	8	4	0	.667	5	3	.625	Tie 3rd ACC	Hall of Fame Bowl
1993	Rice (Defensive Coord.)	6	5	0	.545	3	4	.429	Tie 4th SWC	
1992	Rice (Defensive Coord.)	6	5	0	.545	4	3	.571	Tie 2nd SWC	
1991	Rice (Defensive Coord.)	4	7	0	.364	2	6	.250	8th SWC	
1990	Rice (Defensive Coord.)	5	6	0	.455	3	5	.375	Tie 4th SWC	
1989	Rice (Defensive Coord.)	2	8	1	.227	2	6	.250	Tie 6th SWC	
1988	Wisconsin (Linebackers)	1	10	0	.091	1	7	.125	Tie 9th Big 10	
1987	Wisconsin (Linebackers)	3	8	0	.273	1	7	.125	10th Big 10	
1986	Tulsa (Linebackers)	7	4	0	.636	0	0	-----	Independent	
1985	Tulsa (Linebackers)	6	5	0	.545	5	0	1.000	1st MVC	
1984	North Dakota State (DB)	11	2	0	.846	8	1	.889	1st NCC	National Runner-up
1983	Nebraska (Grad Assistant)	12	1	0	.923	7	0	1.000	1st Big 8	Orange Bowl
1982	Nebraska (Grad Assistant)	12	1	0	.923	7	0	1.000	1st Big 8	Orange Bowl Champions
1981	Nebraska (Grad Assistant)	9	3	0	.750	7	0	1.000	1st Big 8	Orange Bowl
Record as Assistant Coach (22 years)		177	87	1	.670	106	54	.663		2 National Titles


**Overall Record as a Head Coach**

110-50 (.688) in 13 seasons

**Overall Record as a College Assistant Coach**

177-87-1 (.670) in 22 seasons

Wyoming Head Coach Craig Bohl and  
Michigan State Head Coach Mark Dantonio







# All-Americans Coached by Craig Bohl As Head Coach at North Dakota State and Wyoming

2015	Andrew Wingard, FS	First Team Freshman All-American, Football Writers Association of America
2013	Billy Turner, OT Marcus Williams, CB Andrew Grothmann, FB Ryan Drevlow, NT Colten Heagle, S Brock Jensen, QB Grant Olson, LB	Consensus Consensus First Team, The Sports Network Second Team, Associated Press Third Team, The Sports Network Third Team, Associated Press Third Team, Associated Press
2012	Billy Turner, OT Marcus Williams, CB	Consensus Consensus, MVFC Defensive Player of the Year
2011	Marcus Williams, CB Paul Cornick, OT	Consensus Consensus
2010	John Prelvitz, P Matthew Gratzek, DT	First Team, The Sports Network Third Team, Phil Steele
2009	Pat Paschall, RB Keith Buckman, OG	Consensus Honorable Mention, College Sporting News
2008	Nick Schommer, FS Zach Harrington, C	Second Team, College Sporting News Honorable Mention, The Sports Network
2007	Joe Mays, LB Nate Safe, OT Mike Dragosavich, P Tyler Roehl, RB Keith Buckman, OT Shamen Washington, RS Jeremiah Wurzbacher, TE	First Team, Walter Camp, Great West Conference Defensive Player of the Year, Finalist for Buck Buchanan Award First Team, Walter Camp Second Team, College Sporting News Second Team, Associated Press, The Sports Network, Dopke.com, College Sporting News Honorable Mention, The Sports Network Honorable Mention, The Sports Network Honorable Mention, The Sports Network
2006	Jake Erickson, OG Nate Safe, OT Mike Dragosavich, P Justin Frick, DT Craig Dahl, SS Kyle Steffes, HB	First Team, Football Gazette First Team, Dopke.com College Sports Report Second Team, The Sports Network, Football Gazette Second Team, Football Gazette, Dopke.com, College Sporting News Honorable Mention, Football Gazette Honorable Mention, Football Gazette
2005	Mike Dragosavich, P Justin Frick, DT Tim Popowski, OT AJ Cooper, TE	First Team, Dopke.com College Sports Report Second Team, Football Gazette Third Team, Football Gazette Honorable Mention, Football Gazette
2004	Rob Hunt, C Tim Popowski, OT	First Team, Football Gazette, NCAA IAA Dave Rimington Award Winner Honorable Mention, Dopke.com
2003	Mike Wieser, TE	First Team, Dopke.com College Sports Report



*Craig Bohl holds the NCAA FCS National Championship trophy aloft. North Dakota State captured three consecutive FCS national titles from 2011-2013.*

# Academic All-Americans Coached by Craig Bohl As Head Coach at North Dakota State

2008	Nick Compton, DE Kole Heckendorf, WR Tyler Roehl, RB
2007	Kole Heckendorf, WR Tyler Roehl, RB
2006	Craig Dahl, SS
2005	Kole Zimmerman, LB
2004	Jared Essler, FS Jayd Kittelson, LB Tony Stauss, QB







## Steve Stanard

### Career Profile

#### Coaching Experience

Years at Wyoming:	3rd
Years as a College Coach:	29th

#### Personal

Wife:	Jennifer
Children:	Austin, Paige, Max and Madison

#### Education

Nebraska '95	Master's in Business Administration
Nebraska '89	Bachelor's in Business Administration

#### Playing Experience

Nebraska	Linebacker, 1986-87
----------	---------------------

#### Year-by-Year Coaching History

2014-Present	Wyoming	Defensive Coordinator/LBs
2012-13	NDSU	Linebackers
2009-11	Tulane	Defensive Coordinator/LBs
2008	Ohio	Defensive Line
2003-07	Colorado State	Defensive Coordinator/LBs
2000-02	New Mexico St.	Defensive Coordinator/LBs
1997-99	New Mexico St.	Defensive Ends/Outside LBs
1996	South Dakota	Defensive Coordinator
1994-95	Neb. Wesleyan	Head Coach/Def. Coordinator
1991-93	Neb. Wesleyan	Defensive Coordinator
1989-90	Nebraska	Graduate Assistant Coach
1988	Nebraska	Student Assistant Coach

#### Postseason Coaching Experience

2013	NDSU	FCS National Champions
2012	NDSU	FCS National Champions
2005	Colorado State	Poinsettia Bowl
2003	Colorado State	San Francisco Bowl
1991	Nebraska Wesleyan	NAIA Division II Playoffs First Round
1990	Nebraska	Florida Citrus Bowl
1989	Nebraska	Fiesta Bowl
1988	Nebraska	Orange Bowl

#### Where He Recruits

Wyoming, Eastern Colorado, Montana, Western Nebraska and Western South Dakota

# STEVE STANARD

(Nebraska '89)

## Defensive Coordinator/Linebackers

Steve Stanard will enter his 29th year of coaching at the college level in 2016 and will begin his 20th year as a defensive coordinator. Stanard will be the defensive coordinator and linebackers coach for the Wyoming Cowboys for the third consecutive season. In 2015, Stanard's defense had two individuals earn All-Conference honors as senior defensive end Eddie Yarbrough and freshman free safety Andrew Wingard both earned Second Team All-Mountain West honors. Yarbrough was named to both the Rotary Lombardi Award Watch List and the Ted Hendricks Award Watch List as a junior and senior. Wingard was named a First Team Freshman All-American by the Football Writers Association of America (FWAA) in 2015. Yarbrough signed as a free agent with the Denver Broncos following the 2016 NFL Draft. The 2015 Cowboy defense ranked No. 5 in the MW and No. 26 in the nation in fewest passing yards allowed (196.9 per game). In his first year coaching the Wyoming defense, Stanard coached linebacker Mark Nzeocha, who was the 19th pick in the seventh round of the 2015 NFL Draft by the Dallas Cowboys. Stanard's 2014 Cowboy defense also featured First Team All-Mountain West defensive end Yarbrough.

Stanard was the linebackers coach at North Dakota State in 2012 and '13, helping the Bison capture NCAA Football Championship Subdivision (FCS) National Titles after each of those two seasons. The 2013 NDSU squad became the first undefeated (15-0) FCS National Champion since Marshall went 15-0 to win the 1996 title. That 15-0 record by the Bison also set a North Dakota State school record. NDSU extended its winning streak to 24 consecutive games with the 2013 FCS Championship. That tied both the FCS and NDSU records for consecutive victories. The University of Pennsylvania set the FCS record of 24 consecutive wins from 1992-95. Montana later tied the record from 2001-02. The NDSU record was originally set from 1964-66. In Stanard's two years on the North Dakota State staff, the Bison posted a combined overall record of 29-1 and a Missouri Valley Football Conference record of 15-1.

Stanard has been a part of five bowl games and three national playoff appearances as a college coach.

As the linebackers coach at North Dakota State in 2012 and '13, Stanard helped the Bison rank No. 1 in the nation in scoring defense each of those two seasons, holding opponents to only 11.5 points per game in 2012 and only 11.3 points per game in 2013.

The 2013 Bison defense also ranked: No. 3 in the FCS in total defense (255.9 yards per game); No. 2 in the nation in pass efficiency defense (97.59 rating); No. 3 in rushing defense (91.3 yards allowed per game); and No. 8 in passing yards allowed (164.6 yards per game).

In addition to leading the nation in scoring defense in 2012, NDSU led the nation in total defense (234.5 yards allowed per game), was No. 1 in fewest first downs allowed (12.67 per game), ranked No. 2 in pass defense (140.6 yards allowed per game) and ranked No. 4 in rushing defense (93.9 yards allowed per game).

In 2013, Stanard coached Third Team All-America linebacker Grant Olson, who was honored as an All-American by the Associated Press. Olson set a school record with 29 tackles in NDSU's 14-7 win over Wofford College in the 2012 NCAA FCS quarterfinals.

Stanard's experience as a defensive coordinator includes three seasons as the defensive coordinator and linebackers coach at Tulane (2009-11), five years as the defensive coordinator and linebackers coach at Colorado State (2003-07) under former head coach Sonny Lubick, three years as the defensive coordinator at New Mexico State (2000-02), one season as the D-coordinator at South Dakota (1996) and five years as the defensive coordinator at Nebraska Wesleyan (1991-95) where he was also the head coach his final two seasons.

His defenses at Tulane led Conference USA in pass defense two of three seasons, and he coached seven All-Conference performers and two All-Freshman honorees.

Prior to Tulane, Stanard served as the defensive line coach at Ohio in 2008 for head coach Frank Solich. The Bobcats ranked in the top six of the Mid-American Conference (MAC) in: total defense, scoring defense, rushing defense, pass defense and pass efficiency defense. He coached Second Team All-MAC defensive tackle Jameson Hartke, who also earned Academic All-MAC and Academic All-District honors.

Stanard is very familiar with the Mountain West Conference, having served as the defensive coordinator and linebackers coach at Colorado State for five seasons from 2003-07. Stanard helped lead CSU to two bowl appearances, the 2003 San Francisco Bowl and 2005 Poinsettia Bowl. Four of Stanard's CSU defenders earned First or Second Team All-Mountain West Conference honors, and another 24 earned Honorable Mention All-MW recognition. Linebacker Eric Pauly was an All-Mountain West selection at linebacker and was a three-time Academic All-American.

Stanard's 2006 defense ranked in the MW's top four in scoring defense, pass defense, pass defense efficiency, sacks, fewest opponent first downs allowed and opponent third-down conversions. CSU was the only team in the MW in 2006 that had three defenders ranked among the league's top individual tacklers. Stanard's 2004 and '05 defenses led the conference in pass defense.


Prior to Colorado State, Stanard coached at New Mexico State University for six seasons from 1997-2002 where he served as the defensive ends/outside linebackers coach the first three years and defensive coordinator the final three. Stanard coached linebackers Dwayne Taylor and Jimmy Cottrell at NMSU. Taylor was a three-time All-Conference selection, concluded his career with 364 tackles, 40 tackles for loss and four interceptions.

Taylor went on to play in the Canadian Football League for the Saskatchewan Roughriders and Montreal Alouettes. Cottrell set a Western Athletic Conference single-season record in 2005 with 179 tackles. He went on to earn Honorable Mention All-America honors from SI.com and became the first player in New Mexico State history to lead his team in tackles all four seasons.

Stanard began his college coaching career in 1988 as a student assistant coach at his alma mater, the University of Nebraska, under head coach Tom Osborne. At Nebraska, Stanard saw the Huskers earn seven bowl bids during his time as a student-athlete or coach. After beginning his coaching career at his alma mater, Stanard coached at Nebraska Wesleyan University for five years, serving as the school's defensive coordinator, head coach and an assistant athletic director during that five-year span.

He earned his bachelor's degree in business administration from Nebraska in 1989 and completed his master's degree in business administration in 1995, also from Nebraska.

Stanard and his wife, Jennifer, have four children, Austin, Paige, Max and Madison.







# BRENT VIGEN

(North Dakota State '98)

Offensive Coordinator/Quarterbacks

Brent Vigen took over as Wyoming's offensive coordinator and quarterbacks coach in 2014 and will enter his third season in that role in 2016. He will be entering his 19th year as a college coach and his eighth as an offensive coordinator. A year ago, his offense had two individuals earn All-Mountain West honors as sophomore running back Brian Hill and junior offensive guard Chase Roullier both earned Second Team All-Conference honors. Hill was one of 11 semifinalists for the Doak Walker Award in 2015 and was the only semifinalist from a non-Power Five conference. Junior wide receiver Tanner Gentry was also named to the Biletnikoff Award Watch List in 2015. The 2015 Wyoming offense ranked sixth in the Mountain West in passing efficiency, with a rating of 135.0. Vigen's 2014 Cowboy offense ranked fifth in the Mountain West in passing offense, averaging 227.8 yards per game, and featured Biletnikoff Award Watch List receiver Dominic Ruffan, who was invited to a free-agent camp by the Atlanta Falcons following his senior season. Another Cowboy senior, offensive tackle Connor Rains, signed as a free agent with the Denver Broncos following the 2014 season. Vigen's Wyoming offense was very effective at protecting the ball in 2014, committing only 18 turnovers to rank No. 4 in the MW and No. 33 in the nation.

Vigen served as the offensive coordinator and quarterbacks coach at North Dakota State under current Wyoming head coach Craig Bohl from 2009-13. He began his college coaching career at his alma mater, NDSU, in 1998.

Vigen was the offensive coordinator for each of North Dakota State's three consecutive FCS National Championships in 2011, '12 and '13. In 2013, Vigen's offense at North Dakota State ranked No. 10 in the nation in scoring offense (38.7 points per game), No. 7 in rushing offense (257.3 yards per game), No. 14 in total offense (457.5 yards per game), No. 1 in third-down efficiency (55.4%), No. 3 in passing efficiency (164.9) and No. 6 in red-zone offense (89.2%). The 2013 NDSU offense also was one of only 12 FCS teams to average 200+ yards rushing and 200+ yards passing per game. The 2012 Bison offense ranked No. 7 in the nation in third-down efficiency (50.7%) and No. 16 in red-zone offense (89.2%). Vigen's 2011 offense ranked No. 5 in the country in red-zone offense (91.1%).

From 2011 through 2013, Vigen helped NDSU to a 43-2 (.956) overall record and a 22-2 (.917) Missouri Valley Football Conference (MVFC) mark on way to its three consecutive FCS national titles. The 2013 NDSU squad became the first undefeated (15-0) FCS National Champion since Marshall went 15-0 to win the 1996 title. That 15-0 record by the Bison also set a North Dakota State school record. NDSU extended its winning streak to 24 consecutive games with the 2013 FCS Championship. That tied both the FCS and NDSU records for consecutive victories. The University of Pennsylvania set the FCS record of 24 consecutive wins from 1992-95. Montana later tied the record from 2001-02. The NDSU record was originally set from 1964-66.

Vigen coached quarterback Brock Jensen, who earned Third Team All-America honors from the Associated Press in 2013 and went on to sign a free-agent contract with the Miami Dolphins in the Spring of 2014. Jensen was named the Missouri Valley Football Conference Offensive Player of the Year in 2013. He also was named the 2012 and 2013 NCAA Division I Championship Game MVP; the 2012 and 2013 College Sporting News FCS Playoff MVP; and the 2013 College Sports Journal FCS Playoff MVP. Jensen ranked: No. 4 in the country in points responsible for in 2013 (264 points); No. 5 in the nation in passing efficiency (167.4 rating); No. 5 in passing TDs (34); No. 9 in the nation in completion percentage (66.3 percent); and No. 23 in passing yards (2,793). Jensen set North Dakota State single-season passing records in 2011, throwing for 2,524 yards and broke that record with 2,793 passing yards in 2013. He concluded his career as North Dakota State's career passing leader, with 8,598 passing yards.

The 2013 Bison offense featured three All-Americans. In addition to Jensen earning Third Team AP All-America honors, offensive tackle Billy Turner was named a Consensus All-American and fullback Andrew Grothmann earned First Team All-America recognition from The Sports Network.

In 2011, '12 and '13, the NDSU offense featured a pair of 1,000-yard rushers. The 2011 season was the first time in NDSU school history that the Bison offense featured two 1,000-yard rushers and a 1,000-yard receiver in the same season. Sam Ojuri rushed for 1,105 yards, and DJ McNorton tallied 1,020, while receiver Warren Holloway had 1,003 receiving yards. In 2012, Ojuri (1,047 yards) and John Crockett (1,038) each rushed for 1,000 yards. The 2013 season saw Ojuri (1,398) and Crockett (1,277) duplicate their 1,000-yard seasons of the previous year, while Vigen's 2013 offense also featured 1,000-yard receiver Zach Vraa (1,191 receiving yards).

Vigen began his college coaching career as a graduate assistant for the Bison from 1998-2000. He became a full-time coach in 2001, coaching the NDSU tight ends in 2001 and the quarterbacks in 2002. He remained at his alma mater as the running backs coach in 2003 when Craig Bohl became head coach of the Bison. From 2004-08, Vigen was elevated to passing game coordinator and quarterbacks coach, and in 2009 he was named offensive coordinator and continued to coach the Bison QBs.

He coached two-time All-America tight end Jared Peck in 2000 and 2001. Peck went on to sign a free-agent contract with the Denver Broncos.

Vigen helped to develop two-time Great West Football Conference Player of the Year, quarterback Steve Walker, who earned the honor in 2006 and 2007. North Dakota State was 8th in rushing offense (219.82 ypg) and 19th in total offense (400.09 ypg) in the 2009 NCAA Division I FCS statistics. Running back Pat Paschall led the FCS in rushing yards per game (139.7) in 2009.

As a player, Vigen was a tight end for the Bison from 1993-97. He was part of three NCAA Division II Playoff squads in 1994, '95 and '97. In 1994, he helped lead NDSU to the North Central Conference (NCC) Championship. The Bison advanced to the NCAA Division II Quarterfinals in 1994 and '95 and the First Round of the 1997 Playoffs.

A native of Buxton, N.D., Vigen earned his bachelor's degree from NDSU in 1998 and completed his master's degree, also from North Dakota State in 2000. He and his wife, Molly, have three boys, Jake, Grant and Luke. Molly played basketball at NDSU and was a member of the 1996 NCAA Division II National Championship team and three NCC title squads.



## Brent Vigen Career Profile

### Coaching Experience

Years at Wyoming:	3rd
Years as a College Coach:	19th

### Personal

Wife:	Molly
Children:	Jake, Grant and Luke

### Education

North Dakota State '00	Master's in Secondary Education (Emphasis in Athletic Administration)
North Dakota State '98	Bachelor's in Physical Education

### Playing Experience

North Dakota State	Tight End, 1993-97
--------------------	--------------------

### Year-by-Year Coaching History

2014-Present	Wyoming	Offensive Coordinator/QBs
2009-2013	NDSU	Offensive Coordinator/QBs
2004-2008	NDSU	Passing Game Coordinator/QBs
2003	NDSU	Running Backs
2002	NDSU	Quarterbacks
2001	NDSU	Tight Ends
1998-2000	NDSU	Graduate Assistant

### Postseason Coaching Experience

2013	NDSU	FCS National Champions
2012	NDSU	FCS National Champions
2011	NDSU	FCS National Champions
2010	NDSU	FCS Quarterfinals
2000	NDSU	NCAA Div. II Semifinals

### Where He Recruits

Minnesota, North Dakota, South Dakota and Wisconsin

SEASON OUTLOOK

COWBOY COACHES

THE COWBOYS

THE OPPONENTS

SEASON IN REVIEW

RECORDS & HISTORY

MOUNTAIN WEST

UW ADMINISTRATION





# MIKE BATH

(Miami, Ohio '01)

*Running Backs/Fullbacks*



## Mike Bath

### Career Profile

#### Coaching Experience

Years at Wyoming: 3rd  
Years as a College Coach: 13th

#### Personal

Wife: Tara  
Children: Colton, Savannah and Case

#### Education

Miami (Ohio) '01 Bachelor's in Marketing and Organizational Behavior

#### Playing Experience

Miami (Ohio) Quarterback, 1997-00

#### Year-by-Year Coaching History

2014-Present	Wyoming	Running Backs/Fullbacks
2013	Miami (Ohio)	Interim Head Coach/Off. Coord.
2012	Miami (Ohio)	Quarterbacks
2011	Miami (Ohio)	Wide Receivers/Tight Ends
2009-10	Ashland (Ohio)	Offensive Coordinator
2006-08	Miami (Ohio)	Tight Ends
2004-05	Miami (Ohio)	Graduate Assistant Coach
2002-03	Celina HS (Ohio)	Offensive Assistant Coach

#### Postseason Coaching Experience

2004 Miami (Ohio) Independence Bowl

#### Where He Recruits

Kansas, Oklahoma and Eastern Texas

Mike Bath joined the Wyoming Football program from Miami University (Ohio) in 2014. He is entering his 13th season as a coach at the college level. He will coach the Wyoming running backs and fullbacks for the third consecutive season in 2016. The 2015 season saw Cowboy running back Shaun Wick named to the Doak Walker Award Preseason Watch List. Later in the season, UW sophomore running back Brian Hill was added to the Doak Walker Watch List, and he went on to be named one of only 11 semifinalists for the award and was the only semifinalist from a non-Power Five conference. Hill earned Second Team All-Mountain West honors in 2015, and ranked No. 8 in the nation in average rushing yards per game (135.9) and No. 9 in total rushing yards (1,631). His 1,631 rushing yards and 135.9 yards per game broke the Wyoming school records originally set by Ryan Christopherson in 1994. Redshirt senior Wick and junior Hill both return in 2016.

Hill has rushed for a combined 2,427 yards during his Wyoming career and will enter the 2016 season ranked No. 5 in school history in career rushing yards. He needs only 537 yards to break the UW school record. Wick enters his final season with 2,179 career rushing yards to rank ninth on the Wyoming career Top 10 list.

In 2014, Bath coached Wick and Hill who combined for 1,589 rushing yards and eight 100-yard rushing games. Hill was selected the Walter Camp Football Foundation National Offensive Player of the Week for his performance at Fresno State in 2014. He accounted for 387 all-purpose yards against the Bulldogs -- 281 rushing yards and 106 receiving yards. Hill became only the fifth player in NCAA history to rush for at least 200 yards and have at least 100 yards receiving in a single game. His 387 all-purpose yards was the best single-game performance in the nation for the 2014 season and set a new University of Wyoming single-game record and a Mountain West Conference single-game record. His 281 rushing yards was the second best single-game performance in Wyoming school history.

Prior to coming to Wyoming, Bath served as the interim head coach at Miami, his alma mater, in 2013. He was named interim head coach on Oct. 6, 2013, and also assumed the role as offensive coordinator at that time after beginning the season coaching the quarterbacks and wide receivers.

Bath returned to his alma mater in 2011 to coach the wide receivers and tight ends. In 2012, he moved into the role of quarterbacks coach, and coached Miami QB Zac Dysert, who set school records for career total offense (12,678) and career passing yards (12,013). Dysert was drafted by the Denver Broncos in 2013, and was part of a Bronco team that made a run to the Super Bowl his rookie season. Bath also coached wide receiver Andy Cruse at Miami. Cruse signed a free-agent contract with the Houston Texans in 2013 and was on the Texans' practice squad his rookie year.

Bath began his college coaching career in 2004 as a graduate assistant coach for his alma mater. After serving as a graduate assistant in 2004 and 2005, he was named a full-time assistant in 2006 and coached the RedHawk tight ends for three seasons from 2006-08. Two of his tight ends, Tom Crabtree and Jake O'Connell, went on to play in the NFL.


In 2009, Bath accepted the opportunity to become an offensive coordinator at Ashland University in Ashland, Ohio. After serving as the offensive coordinator, quarterbacks and wide receivers coach for two seasons (2009-10), he returned to Miami in 2011.

During his time as an assistant coach at Miami, the RedHawks captured three Mid-American Conference (MAC) East Division Championships (2004, '05 and '07) and made an Independence Bowl appearance in 2004.

A three-year starter at quarterback for Miami from 1998-2000, he compiled a record of 23-10 as a starter and led the RedHawks to the MAC East Division Co-Championship as a sophomore in 1998. That team posted a 10-1 record overall and a 7-1 conference mark. Among those 10 wins in '98 was a 13-10 upset victory over No. 12 ranked North Carolina and a 14-13 non-conference victory over Army. His junior season, Miami upset Northwestern of the Big Ten by a score of 28-3 on the road, and his senior season, the RedHawks defeated Vanderbilt of the SEC 33-30 in Nashville, Tenn. Bath was named his team's Co-MVP his senior season.

At the conclusion of his college playing career, Bath had set then Miami career records of 6,524 yards passing and 49 passing touchdowns.

He earned a double major at Miami in marketing and organizational behavior in 2001. Bath and his wife, Tara, have three children, Colton, Savannah and Case.







# AJ COOPER

(North Dakota State '06)

*Special Teams Coordinator/Defensive Ends*

AJ Cooper enters his third season at Wyoming as the Cowboys' defensive ends coach and special teams coordinator. He came to Wyoming after serving as a member of the North Dakota State coaching staff the previous eight seasons. His coaching career followed an outstanding playing career for the Bison.

The 2015 season saw Wyoming senior defensive end Eddie Yarbrough earn Second Team All-Mountain West honors. Yarbrough was named to both the Rotary Lombardi Award Watch List and the Ted Hendricks Award Watch List as a junior and senior. He concluded his UW playing career as the all-time leader in tackles for loss, with 39, and ranked ninth all-time in career sacks at Wyoming, with 21.5. Yarbrough signed as a free agent with the Denver Broncos following the 2016 NFL Draft. Junior punter Ethan Wood was named to the 2015 Ray Guy Award Watch List for the first time in his college career. Several special teams' units also performed well in 2015. The kickoff coverage team ranked No. 1 in the MW, allowing opponents 21.3 yards per kickoff return, and the punt coverage team ranked No. 2 in the conference and No. 21 nationally, giving up only 4.6 yards per punt return. The Cowboys averaged 23.5 yards per kick return to rank No. 5 in the league and No. 29 in the nation, and the Pokes averaged 38.6 yards as a team in net punting to rank No. 5 in the MW and No. 40 in the country. Junior kick returner D.J. May averaged 26.2 yards per kickoff return to rank No. 4 in the conference and No. 24 in the NCAA. In 2014, Cooper also coached defensive end Yarbrough, who earned First Team All-Mountain West Conference honors as a junior.

From 2009 through 2013, Cooper coached the Bison defensive ends. In 2013, he added special teams to his coaching responsibilities. He helped NDSU to a 43-2 (.956) overall record and a 22-2 (.917) Missouri Valley Football Conference (MVFC) mark on way to its three consecutive FCS national titles. The 2013 NDSU squad became the first undefeated (15-0) FCS National Champion since Marshall went 15-0 to win the 1996 title. That 15-0 record by the Bison also set a North Dakota State school record. NDSU extended its winning streak to 24 consecutive games with the 2013 FCS Championship. That tied both the FCS and NDSU records for consecutive victories. The University of Pennsylvania set the FCS record of 24 consecutive wins from 1992-95. Montana later tied the record from 2001-02. The NDSU record was originally set from 1964-66.

As the defensive ends coach at North Dakota State, Cooper helped the Bison rank No. 1 in the nation in scoring defense for three consecutive seasons (2011-13), holding opponents to only 12.7 points per game in 2011, 11.5 points per game in 2012 and only 11.3 points per game in 2013.

The 2013 Bison defense also ranked: No. 3 in the FCS in total defense (255.9 yards per game); No. 2 in the nation in pass efficiency defense (97.59 rating); No. 3 in rushing defense (91.3 yards allowed per game); and No. 8 in passing yards allowed (164.6 yards per game).

In addition to leading the nation in scoring defense in 2012, NDSU: led the nation in total defense (234.5 yards allowed per game); was No. 1 in fewest first downs allowed (12.67 per game); ranked No. 2 in pass defense (140.6 yards allowed per game); and ranked No. 4 in rushing defense (93.9 yards allowed per game).

Cooper served as NDSU's football camp and clinic director in addition to coaching the defensive ends for the Bison.

Prior to becoming the defensive ends coach in 2009, Cooper worked with the offensive line and tight ends as a student assistant and graduate assistant with the program from 2006-08.

Prominent players who Cooper coached at North Dakota State included: Coulter Boyer, who in 2011 earned Third Team All-America honors as a defensive end from Beyond Sports College Network and Honorable Mention All-America honors from College Sports Journal. Boyer was also an All-MVFC First Team honoree in 2011 and was a Second Team selection in 2010. He finished his career ranked No.

4 in school history in career sacks, with 27.5. Cooper coached defensive end Cole Jirik, who was a Second Team All-America selection by College Sports Madness in 2012. Jirik also earned Second Team All-MVFC honors in 2012, and concluded his career ranked No. 5 in Bison history in career sacks (26.0). A third NDSU defensive end who Cooper coached and went on to earn All-Conference recognition was Kyle Emanuel, who was a Second Team All-MVFC selection in 2013 and an Honorable Mention All-MVFC honoree in 2012.

An outstanding tight end for the Bison in the 2004 and 2005 seasons, Cooper earned Honorable Mention All-America honors from the Football Gazette in '05. He caught 24 passes for 473 yards (19.7 yards per catch) and scored four touchdowns as a senior. He was selected First Team All-Great West Football Conference as a senior, and also earned All-Northwest Region honors.

Following his college playing career, Cooper signed a free-agent contract with the Green Bay Packers in 2006.

Originally from Phoenix, Ariz., Cooper began his college playing career at Glendale Community College. His final season of junior college, he led all junior college tight ends in three different categories -- receptions (44), receiving yards (578) and touchdown receptions (8).

Cooper earned his bachelor's degree from NDSU in criminal justice in 2006. He and his wife, Amanda, who is a former NDSU women's basketball player, were married in July 2011. They have two sons, Carter Johnson and Cameron Myles.



## AJ Cooper Career Profile

### Coaching Experience

Years at Wyoming:	3rd
Years as a College Coach:	11th

### Personal

Wife:	Amanda
Children:	Carter Johnson and Cameron Myles

### Education

North Dakota State '06	Bachelor's in Criminal Justice
------------------------	-----------------------------------

### Playing Experience

North Dakota State	Tight End, 2004-05
Glendale C.C.	Tight End, 2002-03

### Year-by-Year Coaching History

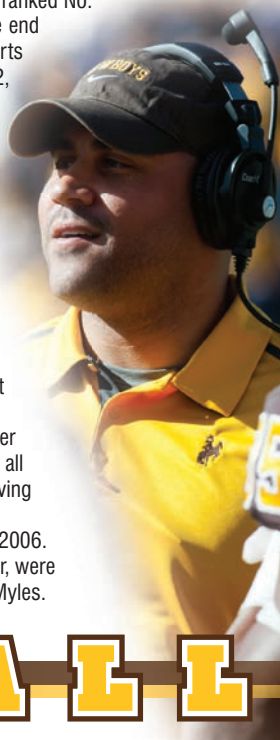
2014-Present	Wyoming	Defensive Ends/Special Teams
2013	NDSU	Defensive Ends/Co-Special Teams
2009-12	NDSU	Defensive Ends
2007-08	NDSU	Graduate Assistant
2006	NDSU	Student Assistant

### Postseason Coaching Experience

2013	NDSU	FCS National Champions
2012	NDSU	FCS National Champions
2011	NDSU	FCS National Champions
2010	NDSU	FCS Quarterfinals

### Where He Recruits

Arizona, Colorado and San Diego, California



SEASON OUTLOOK

COWBOY COACHES

THE COWBOYS

THE OPPONENTS

SEASON IN REVIEW

RECORDS & HISTORY

MOUNTAIN WEST

UW ADMINISTRATION





## Scott Fuchs

### Career Profile

#### Coaching Experience

Years at Wyoming:	3rd
Years as a College Coach:	23rd

#### Personal

Wife:	Emily
Children:	Hank, Jack and Gus

#### Education

North Dakota State '97	Master's in Physical Education and Athletic Administration
North Dakota State '95	Bachelor's in Physical Education and Social Science Education

#### Playing Experience

North Dakota State	Offensive Lineman 1990-93
--------------------	---------------------------

#### Year-by-Year Coaching History

2014-Present	Wyoming	Offensive Line
2009-13	NDSU	Offensive Line
2008	Southern Illinois	Offensive Line
2007	Grand Valley State	Offensive Line
2003-06	Nebraska-Omaha	Offensive Line
2000-02	Minnesota-Crookston	Offensive Line
1999	Wisconsin-Eau Claire	Defensive Line
1997-98	Valley City State	Offensive Line
1994-96	NDSU	Graduate Assistant

#### Postseason Coaching Experience

2013	NDSU	FCS National Champions
2012	NDSU	FCS National Champions
2011	NDSU	FCS National Champions
2010	NDSU	FCS Quarterfinals
2008	Southern Illinois	FCS First Round
2007	Grand Valley State	NCAA Division II Semifinals
2006	Nebraska-Omaha	NCAA Division II Second Round
2005	Nebraska-Omaha	NCAA Division II Second Round
1995	NDSU	NCAA Division II Quarterfinals
1994	NDSU	NCAA Division II Quarterfinals

#### Where He Recruits

Kansas, Missouri, Nebraska and Eastern South Dakota



# SCOTT FUCHS

(North Dakota State '95)  
Offensive Line

Scott Fuchs will begin his 23rd season as a college coach in 2016. He brings a great deal of knowledge coaching offensive linemen with him to Wyoming as 21 of his previous 22 years of coaching experience have been as an offensive line coach. In 10 of his previous 22 seasons as a college coach, Fuchs has helped coach his teams to postseason play.

The 2015 season saw Fuchs coach junior offensive guard Chase Roullier, who earned Second Team All-Mountain West Conference honors. Roullier will return for his senior season in 2016 as one of the top offensive linemen in the Mountain West Conference. Fuchs offensive line played a key role in blocking for Cowboy junior running back Brian Hill, who set a new Wyoming single-season rushing record in 2015, with 1,631 yards. Hill ranked No. 8 in the nation in average rushing yards per game (135.9) and No. 9 in total rushing yards (1,631). Hill was named one of 11 semifinalists for the 2015 Doak Walker Award, which honors the premier college running back in the nation each season.

In 2014, Fuchs coached senior offensive tackle Connor Rains, who signed as a free agent with the Denver Broncos following his senior season. Fuchs also coached 2014 Honorable Mention All-Conference offensive guard Roullier.

An outstanding offensive lineman himself, Fuchs was named to the 1993 Kodak/American Football Coaches Association First Team All-America squad as a senior offensive guard at North Dakota State. NDSU won three consecutive North Central Conference rushing titles during his three years as a starter. He was part of three North Central Conference Championship teams at NDSU in 1990, '91 and '92. The 1990 Bison captured the NCAA Division II National Championship.

Fuchs coached the offensive line at North Dakota State, his alma mater, the previous five seasons (2009-13) before coming to Wyoming.

From 2011 through 2013, Fuchs helped NDSU to a 43-2 (.956) overall record and a 22-2 (.917) Missouri Valley Football Conference (MVFC) mark on way to its three consecutive FCS national titles. The 2013 NDSU squad became the first undefeated (15-0) FCS National Champion since Marshall went 15-0 to win the 1996 title. That 15-0 record by the Bison also set a North Dakota State school record. NDSU extended its winning streak to 24 consecutive games with the 2013 FCS Championship. That tied both the FCS and NDSU records for consecutive victories. The University of Pennsylvania set the FCS record of 24 consecutive wins from 1992-95. Montana later tied the record from 2001-02. The NDSU record was originally set from 1964-66.

In 2012 and 2013, Fuchs coached Consensus First Team All-America offensive tackle Billy Turner. Turner was selected in the third round of the 2014 NFL Draft by the Miami Dolphins. In 2011, Fuchs coached Consensus All-America offensive tackle Paul Cornick, and center Joe Lund, who was selected as the FCS Rimington Award winner, which is presented to the top center in the nation each season. All total, Fuchs has coached nine All-Americans and 32 All-Conference performers during his career.

Fuchs has been on coaching staffs that have won nine conference titles during his college coaching career.

In 2013, the North Dakota State offense ranked No. 10 in the nation in scoring offense (38.7 points per game), No. 7 in rushing offense (257.3 yards per game), No. 14 in total offense (457.5 yards per game), No. 1 in third-down efficiency (55.4%), No. 3 in passing efficiency (164.9) and No. 6 in red-zone offense (89.2%). The 2013 NDSU offense also was one of only 12 FCS teams to average 200+ yards rushing and 200+ yards passing per game. The 2012 Bison offense ranked No. 7 in the nation in third-down efficiency (50.7%) and No. 16 in red-zone offense (89.2%).

Fuchs offensive lines helped pave the way for North Dakota State to have a 1,000-yard rusher for 11 consecutive seasons. In 2011, '12 and '13, the NDSU offense featured a pair of 1,000-yard rushers each season. The 2011 season was the first time in NDSU school history that the Bison offense

featured two 1,000-yard rushers and a 1,000-yard receiver in the same season. Sam Ojuri rushed for 1,105 yards, and DJ McNorton tallied 1,020, while receiver Warren Holloway had 1,003 receiving yards. In 2012, Ojuri (1,047 yards) and John Crockett (1,038) each rushed for 1,000 yards. The 2013 season saw Ojuri (1,398) and Crockett (1,277) duplicate their 1,000-yard seasons of the previous year, while the 2013 offense also featured 1,000-yard receiver Zach Vraa (1,191 receiving yards).

Prior to returning to his alma mater, Fuchs coached one season at Southern Illinois in 2008. That team tied for the conference title and advanced to the First Round of the FCS Playoffs. He also coached at Grand Valley State (2007), Nebraska-Omaha (2003-06), Minnesota-Crookston (2000-02), Wisconsin-Eau Claire (1999) and Valley City State (1997-98). The only school he did not coach the offensive line was his one season at Wisconsin-Eau Claire when he coached the defensive line.

Fuchs' first position as a college coach was as a graduate assistant at NDSU working with the tight ends from 1994-96.

Fuchs earned his bachelor of science degree from North Dakota State in physical education and social science education in 1995 and his master of education degree with a specialization in physical education and athletic administration in 1997.

Scott and his wife, Emily, have three boys, Hank, Jack and Gus.







# MIKE GRANT

(Nebraska '93)  
Wide Receivers

Mike Grant will enter his 23rd season as a college coach in 2016. He will coach the Cowboy wide receivers. Grant spent the last five years at the University of North Texas where he coached the wide receivers, the running backs and served as recruiting coordinator during his time there.

Grant has been part of 17 bowl teams -- 12 as a coach and five as a player. In his four seasons (1993-96) as a recruiting assistant and graduate assistant at his alma mater, the University of Nebraska, he was part of Husker teams that won National Championships in 1994 and '95. Nebraska posted back-to-back undefeated seasons in 1994 (13-0) and '95 (12-0), and posted an 11-2 record in 1996, finishing that season ranked No. 6 in the national polls. Grant helped coach the tight ends and offensive tackles at NU. He was on the same staff at Nebraska in 1995 and '96 as current Wyoming head coach Craig Bohl.

Grant earned his first full-time coaching position in 1997, coaching the wide receivers and tight ends at James Madison University. Grant has coached at the Football Bowl Subdivision (FBS) level for the past 19 seasons, including: nine seasons at Iowa State (1998-06), one season at Southern Miss (2007), three at Western Michigan (2008-10), five seasons at North Texas (2011-15) and now at Wyoming (2016).

While at North Texas, Grant started out as the running backs coach for two seasons in 2011 and '12. As the running backs coach, Grant coached Lance Dunbar, who became the career rushing leader in North Texas history and earned All-Sun Belt Conference honors. Grant took over as the wide receivers coach from 2013-15 and added recruiting coordinator responsibilities in 2014 and '15. Among the top receivers he coached at North Texas were Brelan Chancellor, who in 2013 became the first player in Conference USA history to earn First Team All-Conference honors as both a punt returner and kickoff returner. Chancellor also earned Second Team All-Conference honors at wide receiver. Wide receiver Darnell Smith was an Honorable Mention All-Conference honoree in 2013. In 2015, wide receiver Carlos Harris finished his career No. 2 in North Texas school history in career receptions, No. 5 in career receiving yards and No. 9 in career all-purpose yards.

While coaching the wide receivers at Western Michigan from 2008-10, Grant coached four All-Mid-American Conference receivers. In 2010, he had two receivers, Jordan White and Juan Nunez, record 1,000-yard receiving seasons and each caught over 90 passes. White set a school single-season record with 1,378 receiving yards in 2010 on way to earning Honorable Mention All-America honors from CNN/SI and First Team All-MAC honors. He also concluded his career as Western Michigan's career record holder for receiving yards. Nunez had 1,032 yards receiving in 2010 and also earned First Team All-MAC honors. In 2008, Grant coached wide receiver Jamarko Simmons, who led the MAC in receptions (98) and receiving yards (1,100). Simmons ranked No. 3 in the NCAA in receptions in 2008 and earned Second Team All-America honors.

Grant's time at Iowa State included him coaching two receivers who would break the Iowa State career receiving record. In 2002, Lane Danielson became the Cyclones' all-time leading receiver and earned All-Big 12 recognition. Then three years later in 2005, Todd Blythe broke Danielson's record on way to earning First Team All-Big 12 honors. Grant also coached First Team All-Big 12 running back Ennis Haywood in 2000.

Of the 17 bowl teams Grant has been a part of nine came during his time at Nebraska, five came at Iowa State and one each came during his time at Southern Miss, Western Michigan and North Texas.

Grant has continued to develop his coaching skills throughout his career. He participated in the 2009 NCAA Football Coach's Academy, the 2013 NCAA/NFL Coach's Academy and the Bill Walsh NFL Minority Internship Program, serving an internship in 2013 with the Buffalo Bills.

A quarterback at Nebraska from 1988-92, he was a three-year letterwinner and was named to the Phillips 66 Academic All-Big Eight Honor Roll. He earned his bachelor's degree in communication studies from Nebraska in 1993, added a second bachelor's degree in journalism with a concentration in advertising in 1995 and has completed his course work for his master's degree in mass communication.

He and his wife, Nina, have one daughter, Mireia.



## Mike Grant Career Profile

### Coaching Experience

Years at Wyoming:	1st
Years as a College Coach:	23rd

### Personal

Wife:	Nina
Children:	Mireia

### Education

Nebraska '95	Bachelor's in Journalism/ Advertising
Nebraska '93	Bachelor's in Communication Studies

### Playing Experience

Nebraska	Quarterback 1988-92
----------	---------------------

### Year-by-Year Coaching History

2016-Present	Wyoming	Wide Receivers
2014-15	North Texas	Wide Receivers/Rec. Coordinator
2013	North Texas	Wide Receivers
2011-12	North Texas	Running Backs
2008-10	Western Michigan	Assistant Head Coach/WRs
2007	Southern Miss	Wide Receivers
2001-06	Iowa State	Wide Receivers/Tight Ends
2000	Iowa State	Running Backs
1999	Iowa State	Outside Linebackers
1998	Iowa State	Secondary
1997	James Madison	Wide Receivers/Tight Ends
1994-96	Nebraska	Graduate Assistant
1993	Nebraska	Recruiting Assistant

### Postseason Coaching Experience

2013	North Texas	Heart of Dallas Bowl Champions
2008	Western Michigan	Texas Bowl
2007	Southern Miss	PapaJohn's.com Bowl
2005	Iowa State	EV1.net Houston Bowl
2004	Iowa State	Independence Bowl Champions
2002	Iowa State	Humanitarian Bowl
2001	Iowa State	Independence Bowl
2000	Iowa State	Insight.com Bowl Champions
1996	Nebraska	Orange Bowl Champions
1995	Nebraska	Orange Bowl (National Champions)
1994	Nebraska	Orange Bowl (National Champions)
1993	Nebraska	Orange Bowl

### Where He Recruits

Northern California

SEASON OUTLOOK

COWBOY COACHES

THE COWBOYS

THE OPPONENTS

SEASON IN REVIEW

RECORDS & HISTORY

MOUNTAIN WEST

UW ADMINISTRATION





## Pete Kaligis

### Career Profile

#### Coaching Experience

Years at Wyoming:	8th
Years as a College Coach:	22nd

#### Personal

Wife:	Kristine
Children:	Harlie Grace and Cooper

#### Education

Washington '94	Bachelor's in Sociology and Law Enforcement
----------------	---

#### Playing Experience

Washington	Offensive Lineman 1990-94 (All-American in Track and Field)
------------	--

#### Year-by-Year Coaching History

2014-Present	Wyoming	Defensive Tackles
2013	Wyoming	Asst. Head Coach/ Off. Coord./RBs
2012	Wyoming	Asst. Head Coach/ OL/RBs
2009-2011	Wyoming	Offensive Line
2006-08	Montana	Offensive Line
2005	Montana	TEs and OTs
2002-04	Washington	Head Strength and Conditioning Coach
1999-01	Washington	Asst. Strength and Conditioning Coach
1998-99	Meridian Middle School	Coach
1996-97	Western Washington	DL & Strength Coach
1994-95	Western Washington	TEs & Strength Coach

#### Postseason Coaching Experience

2011	Wyoming	Gildan New Mexico Bowl
2009	Wyoming	New Mexico Bowl Champions
2008	Montana	NCAA FCS National Runner-up
2007	Montana	NCAA FCS First Round
2006	Montana	NCAA FCS Semifinals
2005	Montana	NCAA FCS First Round
2002	Washington	Sun Bowl
2000	Washington	Rose Bowl Champions
1999	Washington	Holiday Bowl
1996	Western Washington	NAIA Div. II National Runner-up
1995	Western Washington	NAIA Division II First Round
1994	Western Washington	NAIA Division II Quarterfinals

#### Where He Recruits

Central California, Oregon and Washington

# PETE KALIGIS

(Washington '94)

*Defensive Tackles/Nose Tackles*

Pete Kaligis will coach the Wyoming defensive tackles and nose tackles for the third straight year in 2016. Kaligis is the longest serving assistant coach on the current Cowboy coaching staff. He is entering his eighth consecutive year at Wyoming this season. The 2016 season will mark Kaligis' 22nd season as a college coach. In his first season coaching the Cowboys' interior defensive line in 2014, he coached senior defensive tackle Patrick Mertens. Mertens signed as a free agent with the Baltimore Ravens of the NFL following his senior year.

Kaligis served as Wyoming's assistant head coach, co-offensive coordinator and running backs coach in 2013. Sophomore running back Shaun Wick nearly reached the 1,000-yard plateau in 2013, rushing for 979 yards. For the 2012 season, Kaligis was promoted to assistant head coach and coached both the Cowboy offensive line and running backs. Kaligis' first three years at Wyoming (2009-11) he coached the Cowboy offensive line.

In 2013, Wyoming ranked 22nd in the nation in total offense (472.8 yards per game) and 26th in passing offense (282.4 yards per game). The Wyoming offense ranked second in the Mountain West Conference and 38th in the nation in passing offense in 2012, averaging 265.4 yards per game.

The 2012 season saw Kaligis coach First Team All-Mountain West center Nick Carlson. Carlson was named to the Rimington Trophy Watch List for the second time his senior season. The Rimington Trophy honors the nation's top center each season. Carlson was also named to the 2012 Rotary Lombardi Award Watch List, and was one of only 10 national finalists for the ARA Sportsmanship Award as a senior. Carlson (Tampa Bay Buccaneers) and senior offensive tackles Josh Leonard (Oakland Raiders) and Kyle Magnuson (Oakland Raiders) each were invited to NFL camps as free agents following their senior seasons.

In 2011, the Cowboy offense ranked No. 11 in the nation in fewest sacks allowed, allowing only 12 sacks in 13 games. Three UW offensive linemen earned Mountain West All-Conference honors in 2011. Senior tackle Clayton Kirven and junior center Nick Carlson were named Second Team All-Mountain West. Sophomore offensive guard Tyler Strong earned Honorable Mention All-Conference recognition. Carlson was named to the Rimington Trophy Watch List for the first time in 2011.

Kaligis coached sophomore center Carlson in 2010. Carlson went on to earn Honorable Mention All-Mountain West Conference honors. One of Kaligis' 2009 Cowboys, offensive tackle Ryan Otterson, signed a free-agent contract with the San Diego Chargers following the 2010 NFL Draft.

During his previous years coaching at the college level, Kaligis has been a part of 12 teams that advanced to postseason play, including five bowl appearances with NCAA Football Bowl Subdivision teams. In addition to the Cowboys' appearance in the 2011 Gildan New Mexico Bowl and UW's win in the 2009 New Mexico Bowl, Kaligis was a strength and conditioning coach at Washington when the Huskies played in the 1999 Holiday Bowl (losing to Kansas State, 24-20), won the 2000 Rose Bowl (defeating Purdue, 34-24) and played in the 2002 Sun Bowl (losing to Purdue, 34-24).

An outstanding college football player and track and field athlete, Kaligis started all 12 games at offensive guard for the Washington Huskies and former head football coach Don James when they captured the 1991 National Championship. The Huskies posted a perfect 12-0 record and defeated Michigan, 34-14, in the Rose Bowl on Jan. 1, 1992, to win the national title. Kaligis was a member of the Husky Football team from 1990-94.

He was an All-American in track and field in the shot put. He won the gold medal at the 1995 U.S. Olympic Festival, and placed third in the 1995 University Games. He participated in the 1996 Olympic Trials in track and field in the shot put.

Kaligis earned his B.A. degree in sociology and law enforcement at Washington in 1994. He and his wife, Kristine, have a daughter, Harlie Grace, and a son, Cooper.







# CURT MALLORY

(Michigan '92)

*Defensive Pass Game Coordinator/Secondary*

Curt Mallory enters his second season as a member of the Wyoming coaching staff in 2016 and 25th year overall as a college coach. He came to Wyoming in the spring of 2015 after coaching the Michigan secondary from 2011-14. Mallory serves as the Cowboys defensive pass game coordinator and secondary coach. In the 2015 season, Mallory coached freshman free safety Andrew Wingard, who earned First Team Freshman All-America honors from the Football Writers Association of America (FWAA). Wingard was one of only 29 freshman in the nation to earn the honor. He was also named Second Team All-Mountain West Conference as a true freshman. Wingard ranked second in the Mountain West and No. 12 in the nation in tackles in 2015, averaging 10.2 per game. He became the first Wyoming freshman to record 100+ tackles in a single season (122). The Wyoming defense ranked 26th in the nation in fewest passing yards allowed in 2015, giving up only 196.9 passing yards per game to opponents.

As the secondary coach at Michigan in 2014, the Wolverine defense ranked No. 7 in the nation in total defense, allowing only 311.3 yards per game. Michigan also ranked 15th in rushing defense (117.7 yards per game), tied for 19th in pass defense (193.7 yards per game) and 27th in scoring defense (22.4 points per game).

During his time in Ann Arbor, he coached Michigan defenses that ranked in the Top 15 in the NCAA in pass defense in 2011 and 2012. Four Wolverine secondary members earned All-Big Ten honors from 2011-13. The Wolverines defeated Virginia Tech in the Allstate Sugar Bowl to conclude the 2011 season and posted an 11-2 record. They appeared in the Outback Bowl at the conclusion of the 2012 season and the Buffalo Wild Wings Bowl in 2013. Mallory was also involved in working with all aspects of Michigan's special teams.

Prior to his four-years at Michigan, Mallory was the defensive coordinator and cornerbacks coach at the University of Akron for the 2010 season. He also assisted with the special teams at Akron

For five seasons from 2005-09, Mallory coached at the University of Illinois where he was the defensive secondary coach the first two seasons (2005-06) and was elevated to co-defensive coordinator for his final three seasons from 2007-09. The Illini earned a spot in the Rose Bowl versus USC following the 2007 season. His Illinois defense led the Big Ten in sacks and tackles for loss in 2008. In 2007 on way to the Rose Bowl, the Illini held opponents to under 20 points per game, and in 2006 his secondary ranked second in the Big Ten in fewest passing yards allowed (182.2 yards per game). The '06 secondary also limited opponents to only 11 passing touchdowns on the season and only 6.5 yards per pass attempt. He coached Illinois cornerback Vontae Davis, who earned All-America honors and was a two-time semifinalist for the Jim Thorpe Award given to the top defensive back in the nation each season.

Mallory's five years at Illinois were preceded by three seasons as the secondary coach at another Big Ten school, Indiana University, from 2002-04. He spent the 2001 season as the secondary coach at Central Michigan. He earned his first full-time coaching position at Ball State in 1995, and coached there for the next six seasons, from 1995-2000. Mallory coached the linebackers his first five years at Ball State, and took over the secondary for his final season in 2000. The Cardinals most successful season during that span was 1996 when they earned a berth in the Las Vegas Bowl.

Mallory began his coaching career as a student assistant at Michigan in 1992, and was part of a team that earned a Rose Bowl berth. He then worked for two seasons (1993-94) as a graduate assistant at Indiana for his father, Bill Mallory, who was the head coach of the Hoosiers. The '93 Indiana squad played in the Independence Bowl.

Over the span of his coaching career, Mallory has helped guide seven teams to bowl games.

Curt Mallory played linebacker at the University of Michigan from 1988-91, earning two letters. He played his first two seasons for legendary Michigan coach Bo Schembechler and his final two under Gary Moeller. The Wolverines won four consecutive Big Ten titles during that time span, appeared in three Rose Bowls and one Gator Bowl and ended the 1988 season ranked No. 4 in the nation and defeated USC, 22-14, in the Rose Bowl.

Part of a football family, his father, Bill Mallory, was an NCAA Division I head coach for 27 seasons from 1969-96. He was the head coach at Miami of Ohio (1969-73), Colorado (1974-78), Northern Illinois (1980-83) and spent the final 13 seasons of his career at Indiana (1984-96). Curt's two brothers, Mike and Doug, also both played at Michigan and are in the coaching profession.

Mike is the special teams coordinator for the Jacksonville Jaguars of the NFL, and Doug is currently a defensive assistant coach for the Atlanta Falcons, working with the linebackers.

Born May 9, 1969, Curt Mallory earned his bachelor's degree in sport management and communications from Michigan in 1992, and completed his master's degree in outdoor recreation at Indiana in 1999. Mallory and his wife, Lori, have three children -- sons James and Sam and daughter Margo.



**Curt Mallory**

## Career Profile

### Coaching Experience

Years at Wyoming:	2nd
Years as a College Coach:	25th

### Personal

Wife:	Lori
Children:	James, Sam and Margo

### Education

Indiana '99	Master's in Outdoor Recreation
Michigan '92	Bachelor's in Sports Management and Communications

### Playing Experience

Michigan	Linebacker 1988-91
----------	--------------------

### Year-by-Year Coaching History

2015-Present	Wyoming	Defensive Pass Game Coordinator/Secondary
2011-14	Michigan	Secondary
2010	Akron	Defensive Coordinator/CBs/STs
2007-09	Illinois	Co-Defensive Coordinator/Secondary
2005-06	Illinois	Secondary
2002-04	Indiana	Secondary
2001	Central Michigan	Secondary
2000	Ball State	Secondary
1995-99	Ball State	Linebackers
1993-94	Indiana	Graduate Assistant
1992	Michigan	Student Assistant

### Postseason Coaching Experience

2013	Michigan	Buffalo Wild Wings Bowl
2012	Michigan	Outback Bowl
2011	Michigan	Sugar Bowl Champions
2007	Illinois	Rose Bowl
1996	Ball State	Las Vegas Bowl
1993	Indiana	Independence Bowl
1992	Michigan	Rose Bowl Champions

### Where He Recruits

Chicago and St. Louis metropolitan areas







# JOHN RICHARDSON

(North Dakota State '10)  
Cornerbacks



## John Richardson Career Profile

### Coaching Experience

Years at Wyoming:	3rd
Years as a College Coach:	8th

### Personal

Wife:	Sahfiya
Children:	John Michael and Simone Faith

### Education

North Dakota State '10	Bachelor's in Sports and Recreation Leadership
------------------------	--

### Playing Experience

North Dakota State	Cornerback 2007-08
Mt. San Antonio C.C.	Cornerback 2005-06

### Year-by-Year Coaching History

2014-Present	Wyoming	Cornerbacks
2012-13	NDSU	Cornerbacks
2011	NDSU	Graduate Assistant
2009-10	NDSU	Student Assistant

### Postseason Coaching Experience

2013	NDSU	FCS National Champions
2012	NDSU	FCS National Champions
2011	NDSU	FCS National Champions
2010	NDSU	FCS Quarterfinals

### Where He Recruits

Southern California

John Richardson begins his third season as cornerbacks coach for the Wyoming Cowboys in 2016. He originally joined the Cowboy coaching staff in 2014. A year ago, Richardson coached a Wyoming defense that ranked 26th in the nation in fewest passing yards allowed, giving up only 196.9 passing yards per game to opponents.

Prior to coming to Wyoming, Richardson coached the North Dakota State cornerbacks in 2012 and '13. He was a member of the NDSU staff from 2009-13, spending the 2009 and '10 seasons as a student assistant before becoming a graduate assistant coach in 2011. During his time on the NDSU coaching staff, the Bison won three consecutive national titles in 2011, '12 and '13.

From 2011 through 2013, Richardson helped NDSU to a 43-2 (.956) overall record and a 22-2 (.917) Missouri Valley Football Conference (MVFC) mark on way to its three consecutive FCS national titles. The 2013 NDSU squad became the first undefeated (15-0) FCS National Champion since Marshall went 15-0 to win the 1996 title. That 15-0 record by the Bison also set a North Dakota State school record. NDSU extended its winning streak to 24 consecutive games with the 2013 FCS Championship. That tied both the FCS and NDSU records for consecutive victories. The University of Pennsylvania set the FCS record of 24 consecutive wins from 1992-95. Montana later tied the record from 2001-02. The NDSU record was originally set from 1964-66.

As a coach at North Dakota State in 2011, '12 and '13, Richardson helped the Bison rank No. 1 in the nation in scoring defense for three consecutive seasons, holding opponents to only 12.7 points per game in 2011, 11.5 points per game in 2012 and only 11.3 points per game in 2013.

The 2013 Bison defense also ranked: No. 3 in the FCS in total defense (255.9 yards per game); No. 2 in the nation in pass efficiency defense (97.59 rating); No. 3 in rushing defense (91.3 yards allowed per game); and No. 8 in passing yards allowed (164.6 yards per game).

In addition to leading the nation in scoring defense in 2012, NDSU: led the nation in total defense (234.5 yards allowed per game); was No. 1 in fewest first downs allowed (12.67 per game); ranked No. 2 in pass defense (140.6 yards allowed per game); and ranked No. 4 in rushing defense (93.9 yards allowed per game).

In 2012 and '13, Richardson coached Consensus First Team All-America cornerback Marcus Williams. Williams signed a free-agent contract with the Houston Texans following the 2014 NFL Draft. NDSU defensive back Bryan Shepherd also signed as a free agent with the Washington Redskins following the 2014 NFL Draft.

A starting cornerback, himself, at NDSU in 2007 and '08, Richardson made 85 tackles over his two-year career, with 57 solo tackles, 19 passes defended, two interceptions and two fumble recoveries. He began his college career in his home state of California at Mt. San Antonio Community College.

Originally from Compton, Calif., Richardson completed his bachelor's degree in sports and recreation leadership in December 2010. He earned Missouri Valley Football Conference Honor Roll honors his senior year of 2008.

He and his wife, Sahfiya, have one son, John Michael, and one daughter, Simone Faith.







# RUSSELL DENNISON

(Oklahoma '06)

*Director of Sports Performance/Head Football Strength and Conditioning Coach*

Russell Dennison was named the new Director of Sports Performance for the University of Wyoming Athletics Department in January of 2016. Prior to coming to Wyoming, he was the assistant strength and conditioning coach for the University of Oklahoma Football program the past five years (2011-15). Dennison directs the strength and conditioning program for the Cowboy Football team and also oversees the strength and conditioning staff for all of Wyoming's sports teams.

While at Oklahoma, Dennison was responsible for designing speed, strength and conditioning programs for the Sooners Football team, working with Jerry Schmidt, Head of Sports Enhancement at OU. Dennison implemented and instructed football student-athletes on specific speed and strength workouts tailored to their positions. He monitored student-athletes' recovery periods and focused on maximizing recovery sessions. Dennison also worked closely with the OU Sports Science Director in gathering and evaluating data on student-athlete workouts.

During his time coaching with the Sooners, Oklahoma won Big XII Championships in 2012 and 2015. At the conclusion of the 2015 season, OU played in the College Football Playoff Semifinals versus Clemson in the Orange Bowl. The Sooners recorded bowl wins over Iowa in the 2011 Insight Bowl and over Alabama in the Sugar Bowl following the 2013 season. They also made appearances in the Cotton Bowl vs. Texas A&M following the 2012 season and vs. Clemson in the 2014 Russell Athletic Bowl. The Sooners combined record over the five-year span from 2011-15 was 50-15 (.769).

A former Sooner football player, Dennison was signed by OU out of Weatherford High School in Weatherford, Okla. Dennison lettered four years at OU from 2002-05 as a linebacker and fullback. He was part of OU teams that earned their way to three consecutive Big XII Championship games in 2002, 2003 and 2004, winning the Big XII title game in 2002 and 2004. The Sooners played in two consecutive BCS National Championship Games following the 2003 and 2004 seasons, playing LSU in the Sugar Bowl following the 2003 campaign and playing USC in the Orange Bowl following the 2004 season.

Dennison was also part of OU teams that defeated Washington State in the Rose Bowl at the conclusion of the 2002 season and defeated Oregon in the 2005 Holiday Bowl. The Sooners compiled a record of 44-9 (.830) during that four-year span. As a freshman at Oklahoma, Dennison won the Freshman Iron Man Award for outstanding performance in strength and conditioning at OU.

He began his coaching career as a volunteer assistant strength and conditioning coach for football at the Air Force Academy in 2007-08. He returned to his home state of Oklahoma in 2008 to establish the strength and conditioning program at Tulsa Union High School. In 2010, Dennison was nominated for the National Strength and Conditioning Association's (NSCA) National High School Strength Coach of the Year. The next year, he accepted the assistant strength and conditioning position at his alma mater, OU.

He was elected into the Tulsa Union High School Sports Hall of Fame in 2016.

The Weatherford, Okla., native was named the 2001 Oklahoma Class 4A Defensive Player of the Year at Weatherford High School. He was an outstanding track and field athlete in high school, earning High School All-America honors in the 400 meters. He was the Oklahoma state champion in the indoor and outdoor 400 meters in 2001. He anchored the gold medal Great Southwest Classic mile-relay team and won an individual 400-meter championship at the 2001 Great Southwest Classic. He was also a three-year starter in basketball.

Dennison became a National Strength and Conditioning Association (N.S.C.A) Certified Strength and Conditioning Specialist in August of 2007. He received his bachelor's degree from Oklahoma in May of 2006.



## Russell Dennison Career Profile

### Coaching Experience

Years at Wyoming:	1st
Years as a College Coach:	7th

### Personal

Single

### Education

Oklahoma '06	Bachelor's in Arts & Sciences
--------------	-------------------------------

### Year-by-Year Coaching History

2016-Present	Wyoming	Director of Sports Performance
2011-15	Oklahoma	Asst. Strength & Conditioning Coach
2008-10	Tulsa Union H.S.	Director of Strength & Conditioning
2007-08	Air Force	Volunteer Asst. Strength & Conditioning Coach

### Postseason Coaching Experience

2015	Oklahoma	CFP Semifinals in Orange Bowl
2014	Oklahoma	Russell Athletic Bowl
2013	Oklahoma	Sugar Bowl Champions
2012	Oklahoma	Cotton Bowl
2011	Oklahoma	Insight Bowl Champions
2007	Air Force	Armed Forces Bowl

SEASON OUTLOOK

COWBOY COACHES

THE COWBOYS

THE OPPONENTS

SEASON IN REVIEW

RECORDS & HISTORY

MOUNTAIN WEST

UW ADMINISTRATION



# GORDIE HAUG

(Bemidji State '09)

*Director of Recruiting*



**Gordie Haug**

## Career Profile

### Coaching Experience

Years at Wyoming:	3rd
Years as a College Coach:	10th

### Personal

Single

### Education

Bemidji State '11	Master's Degree in Sports Science
Bemidji State '09	Bachelor's Degree in Community Health

### Playing Experience

Bemidji State	Linebacker 2005-06
---------------	--------------------

### Year-by-Year Coaching History

2016	Wyoming	Director of Recruiting
2015	Wyoming	Wide Receivers/ Director of Recruiting
2014	Wyoming	Director of Recruiting
2012-13	NDSU	Running Backs
2011	Bemidji State	Assistant Coach (Defensive Line)
2009-10	Bemidji State	Graduate Assistant (RBs/Strength)
2007-08	Bemidji State	Student Assistant (Linebackers)

### Postseason Coaching Experience

2013	NDSU	FCS National Champions
2012	NDSU	FCS National Champions

Gordie Haug will serve as the director of recruiting for the Wyoming Football program for his third consecutive year in 2016. In 2015 while maintaining his duties as director of recruiting, Haug also coached the Wyoming wide receivers. Junior wide receiver Tanner Gentry was named to the Biletnikoff Award Watch List in 2015.

Haug came to Wyoming from North Dakota State where he was a member of head coach Craig Bohl's coaching staff for the 2012 and 2013 seasons, working as an offensive assistant.

Haug has been very innovative in directing all recruiting efforts for the Cowboy coaching staff. He also coordinates all summer camps for Wyoming Football, and has built a very extensive and productive summer satellite camp program.

In Haug's two years on the NDSU staff, the Bison posted a combined overall record of 29-1 and a Missouri Valley Football Conference record of 15-1, while capturing back-to-back Football Championship Subdivision (FCS) National Championships.

The 2013 NDSU squad became the first undefeated (15-0) FCS National Champion since Marshall went 15-0 to win the 1996 title. That 15-0 record by the Bison also set a North Dakota State school record. NDSU extended its winning streak to 24 consecutive games with the 2013 FCS Championship. That tied both the FCS and NDSU records for consecutive victories. The University of Pennsylvania set the FCS record of 24 consecutive wins from 1992-95. Montana later tied the record from 2001-02. The NDSU record was originally set from 1964-66.

Haug coached the running backs at North Dakota State in 2012 and '13. Each of those two seasons, NDSU had two individuals rush for over 1,000 yards. In 2013, Sam Ojuri rushed for 1,398 yards and John Crockett rushed for 1,277 yards. The 2012 season saw Ojuri rush for 1,047 yards and Crockett rush for 1,038.

In 2013, the North Dakota State offense ranked No. 10 in the nation in scoring offense (38.7 points per game), No. 7 in rushing offense (257.3 yards per game), No. 14 in total offense (457.5 yards per game), No. 1 in third-down efficiency (55.4%), No. 3 in passing efficiency (164.9) and No. 6 in red-zone offense (89.2%). The 2013 NDSU offense also was one of only 12 FCS teams to average 200+ yards rushing and 200+ yards passing per game. The 2012 Bison offense ranked No. 7 in the nation in third-down efficiency (50.7%) and No. 16 in red-zone offense (89.2%).

Before joining the North Dakota State staff, Haug spent five years (2007-11) coaching at his alma mater, Bemidji State University in Minnesota. He began as a student assistant for two years (2007-08), working with the linebackers. Haug then moved into a graduate assistant role for two seasons (2009-10), working with the running backs. He became a full-time assistant coach on the staff his final season (2011), coaching the defensive line.

At Bemidji State, Haug was also involved in recruiting and assisted with the strength and conditioning program.

He earned his bachelor's degree in community health in 2009 and master's degree in sports science in 2011 both from Bemidji State.







# BRENT VERNON

(Missouri '08)

*Director of Football Operations*



**Brent Vernon**

## Career Profile

### Coaching Experience

Years at Wyoming:	8th
Years as a College Coach:	13th

### Personal

Single

### Education

Missouri '08	Bachelor's in Business Administration
--------------	---------------------------------------

### Year-by-Year Coaching History

2013-Present	Wyoming	Director of Football Operations
2012	Wyoming	Executive Assistant to the Head Coach and Assistant Director of Football Operations
2011	Wyoming	Director of Recruiting
2009-2010	Wyoming	Offensive Graduate Assistant
2004-08	Missouri	Student Assistant

### Postseason Coaching Experience

2011	Wyoming	Gildan New Mexico Bowl
2009	Wyoming	New Mexico Bowl Champions
2008	Missouri	Valero Alamo Bowl Champions
2007	Missouri	AT&T Cotton Bowl Champions (Jan. 1, 2008)
2006	Missouri	Sun Bowl
2005	Missouri	Independence Bowl Champions

Brent Vernon enters his fourth year as Director of Football Operations for Wyoming Football in 2016 and his eighth year overall at Wyoming. He previously served in the roles of Executive Assistant to the Head Coach and Assistant Director of Football Operations in 2012. In 2011, Vernon served as Wyoming's Director of Recruiting, being promoted from his previous position as the Cowboys' offensive graduate assistant in 2009 and '10.

In his current role, Vernon coordinates a variety of administrative duties for Cowboy Football, including: planning team travel, monitoring the football budget and helping coordinate team functions.

While serving as the Director of Recruiting in 2011, Vernon was responsible for coordinating all recruiting efforts for Cowboy Football, including: implementing Wyoming's recruiting plan for the year, scheduling recruiting travel, organizing recruiting weekends, assuring compliance with NCAA rules relative to recruiting and managing the recruiting budget.

Vernon was Wyoming's offensive graduate assistant in 2009 and 2010. He assisted with practice preparation, scout team coordination and a variety of other administrative and coaching duties for the Cowboy Offense. He also was involved in signaling plays from the sideline on game days.

Wyoming's appearance in the 2011 Gildan New Mexico Bowl was the sixth bowl game that Vernon had been a part of in his young career. He of course shared in Wyoming's 2009 New Mexico Bowl Championship, as the Cowboys defeated Fresno State 35-28 in double overtime. While a student assistant at Missouri, the Tigers appeared in four consecutive bowl games from 2005-08.

He came to Wyoming in the winter of 2009 from the University of Missouri where he was a student assistant with the Mizzou Football program for five seasons from August 2004 to December 2008. At Missouri, he assisted the tight ends' coach, broke down practice and game film and prepared scouting reports. During that five-year span, Missouri enjoyed unprecedented success. The Tigers won the 2005 Independence Bowl over South Carolina, played Oregon State in the 2006 Sun Bowl, won the Cotton Bowl over Arkansas at the conclusion of the 2007 season and defeated Northwestern in the 2008 Alamo Bowl.

Vernon completed his bachelor of science degree in business administration, with an emphasis in management, at Missouri in December of 2008. Vernon achieved Dean's List honors all four years of college. He was also named the University of Missouri Athletics' Student Assistant of the Year in 2008.



SEASON OUTLOOK

COWBOY COACHES

THE COWBOYS

THE OPPONENTS

SEASON IN REVIEW

RECORDS & HISTORY

MOUNTAIN WEST

UW ADMINISTRATION



# MATT GAYNOR

(Metropolitan State '12)  
*Director of Player Personnel*

Matt Gaynor was named Wyoming's new Director of Player Personnel in June 2015. Prior to being hired into Wyoming's new position of Director of Player Personnel, Gaynor had served as a recruiting and operations assistant with Wyoming Football since July of 2013.

A native of Denver, Colo., he assisted the Wyoming coaching staff with many administrative tasks the past two years. He assisted in organizing recruiting efforts for Cowboy football, including: maintaining the recruiting database, organizing recruiting video for later evaluation by the coaching staff, helping host official recruit visits and helping develop and execute marketing and social media campaigns directed at potential recruits. He also assisted in football operations on Wyoming Football road trips.

Gaynor's new responsibilities will include: developing, implementing and directing the strategic planning process for recruiting prospective student-athletes; assisting the Director of Recruiting with recruiting travel of UW coaches and prospective student-athletes; helping organize on-campus recruiting activities; and assisting with recruiting correspondence.

He graduated from Metropolitan State University in Denver in May 2012 with a bachelor's degree in sport industry operations and a minor in management.

After graduation, Gaynor served internships with the Denver Outlaws professional lacrosse team in 2012 and the Arizona Rattlers of the Arena Football League in 2013, prior to coming to Wyoming in July 2013. With the Rattlers, Gaynor worked in the scouting and football operations departments



**Matt Gaynor**  
**Career Profile**

## Coaching Experience

Years at Wyoming:	4th
Years as a College Coach:	4th

## Personal

Single

## Education

Metropolitan State '12	Bachelor's in Sport Industry Operations
------------------------	---

## Year-by-Year Coaching History

2015-Present	Wyoming	Director of Player Personnel
2013-2014	Wyoming	Administrative Assistant to Director of Recruiting
2013	Arizona Rattlers	Intern (Arena Football League)





## HALEY WALSH

### Cowboy Football Office Manager

Haley Walsh is entering her sixth year as office manager for the Wyoming Football program, having joined the athletic department in June of 2011.

As one of the first staff members that visitors to the Wyoming Football program meet, Walsh is an important contributor in projecting a positive image for Cowboy Football. Included in her responsibilities are: helping coordinate coaches' travel, assisting with practice preparation, maintaining coaches' schedules, aiding with recruiting, maintaining information on players and coaches and helping coordinate summer camps.

Walsh came to the Cowboy Football program from the University of Wyoming Foundation where she worked from October of 2009 until June 2011. While at the UW Foundation, she was an administrative assistant to the major gift officers. Prior to that, she worked for the City Engineer in

Sheridan, Wyo. for one year, and worked at the Albany County Clerk's Office in Laramie, Wyo., from 2003-08 as an election clerk.

A 2001 graduate of Laramie High School, Walsh grew up on her family's ranch west of Laramie.



## JAKE CHAPMAN

### Video Coordinator for Cowboy Football

Jake Chapman joined the Wyoming Athletics Department in January of 2014 as video coordinator for Cowboy Football. Chapman coordinates filming of all practice and game footage for Wyoming Football, and supervises a group of student filers. He is proficient in utilizing XOS Thunder and DragonFly Software for editing practice footage. He posts edited video footage with the use of XOS ThunderCloud iPad software and makes that footage available to members of the Wyoming Football coaching staff and players for film study. Chapman also coordinates recruiting video on potential recruits, which is utilized by the Cowboy coaching staff in all recruiting efforts. He provides video content for a variety of recruiting events during the year. Management of UW Football meeting rooms is one of Chapman's other responsibilities. He also assists television networks when they arrive on campus by providing video footage for review by TV announce crews.

Prior to Wyoming, Chapman served as the football video coordinator at North Dakota State from 2012 through 2013. His responsibilities at NDSU mirrored those he performs as video coordinator at Wyoming. In addition, Chapman helped conduct facility and campus tours and assisted with coordinating recruit visit schedules for coaches. He supervised student assistant filers.

Chapman's first video coordinator position came while he was a student at Ohio University. He served as the football video coordinator from 2009-12.

In 2011, Chapman served as a ballpark operations intern at Goodyear Ballpark in Goodyear, Ariz. His initial work in minor-league baseball came as director of player operations and equipment manager for the Southern Ohio Copperheads from 2009-10.

He earned his bachelor's degree in sport management with minors in business administration and economics from Ohio U. in 2012.



## RYAN MCGINN

### Academic Coordinator for Cowboy Football

Ryan McGinn joined the Office of Academic Support in January of 2012. After working as a graduate assistant for a year, he became an Academic Coordinator for the football team in 2013. McGinn received an undergraduate degree from Southern Virginia University in History with a minor in Business Management and Leadership. While at Southern Virginia, McGinn competed in football as a receiver, was a member of the Phi Alpha Theta History Honors Society and the Chi Epsilon Omega Business Honors Society and was an Academic All-American. He earned a Master of Arts degree in Educational Administration from the University of Wyoming. McGinn and his wife Brynn have one daughter, Raegan.

## 2016 WYOMING FOOTBALL STRENGTH AND CONDITIONING STAFF



Left to Right are: Chase Chesterman (Assistant Coach and Sports Nutritionist), Russell Dennison (Director of Sports Performance), Trent Ward (Assistant Coach) and Jordan Betz (Assistant Coach)



## JOSH FIRM

### Offensive Graduate Assistant

Josh Firm moved into the role of offensive graduate assistant for Wyoming Football in the spring of 2016, after previously serving as the Cowboys' recruiting graduate assistant during the 2015 season. As an offensive graduate assistant, Firm will assist in practice preparation and preparing scouting reports, as well as assisting the Cowboy coaching staff on game days. As UW's recruiting graduate assistant, he assisted the director of recruiting with all facets of the recruiting process, including: collecting recruiting information for review by the Cowboy coaching staff, assisting with recruit visits, helping produce recruiting materials and assisting in scheduling recruiting trips by Wyoming coaches. He began his coaching career in the spring and summer of 2013 as a player/coach for the Calanda Broncos in Chur, Switzerland, where he was the starting QB and co-offensive coordinator. In August of 2013, he returned to his alma mater, Missouri University of Science and Technology as an assistant coach for the running backs. From January 2014 to June 2014, Firm served as the offensive coordinator for the Bron-Villeurbanne Falcons in Lyon, France. Firm came to Wyoming in July 2014 to serve as an intern with Cowboy Football. Firm played his college football at Missouri S&T where he was the Miners' starting quarterback in 2011 and 2012, earning Great Lakes Football Conference All-Academic honors in 2011. Before transferring to Missouri S&T, Firm began his college playing career at Antelope Valley Community College in California. He earned his bachelor's degree in business management and information systems from Missouri S&T in 2013, and is currently working on his master's degree in instructional technology at Wyoming. He is originally from Lancaster, Calif.



## GRANT OLSON

### Defensive Graduate Assistant

Grant Olson will once again assist in coaching the Wyoming linebackers as a defensive graduate assistant in 2016. He is directly involved as a member of the defensive coaching staff in all practice and game preparation for the Wyoming Football team. Olson also plays a key role on game days in assisting the Cowboy coaching staff. He came to Wyoming in the spring of 2015 from North Dakota State where he was a student assistant coach in 2014. His one year serving as a student assistant coach at NDSU in 2014 followed an outstanding college playing career for the Bison from 2010 to 2013. Olson helped coach the Bison linebackers on way to NDSU's fourth consecutive NCAA Football Championship Subdivision (FCS) National Championship in '14. He was an outstanding linebacker himself at North Dakota State, highlighted by earning Third Team All-America honors from the Associated Press his senior season of 2013. As a junior, the College Sports Journal named him an Honorable Mention FCS All-American. Olson was selected All-Conference both his junior and senior seasons, and was also selected a team captain both seasons. During his four-year playing career, he helped lead NDSU to a 52-7 record and three FCS National Titles in 2011, '12 and '13. He played in 55 career games for the Bison, and set a school record with 29 tackles in a single game in NDSU's 14-7 win over Wofford College in the 2012 NCAA FCS quarterfinals. The 2011, '12 and '13 Bison defenses led the nation in scoring defense for three consecutive seasons. Olson's hometown is Plymouth, Minn.

## BLAKE ANDERSEN

### Defensive Graduate Assistant

Blake Andersen joined the Cowboy Football program in the spring of 2016 as a defensive graduate assistant. Andersen was a defensive graduate assistant at Northwest Missouri State for the 2015 season, working with the defensive tackles and special teams. Northwest captured the 2015 NCAA Division II National Championship -- its fifth in school history -- with a perfect 15-0 record in 2015. He coached one NCAA Division II All-American and two All-Conference players at Northwest Missouri. In 2014, Andersen was a defensive intern at Montana Tech for one season. He began his college coaching career in 2013 as a defensive graduate assistant at Black Hills State. Andersen played linebacker and defensive end at the University of Sioux Falls from 2006-10 where he was part of one of the most successful programs at the NAIA level. Sioux Falls won the NAIA National Championship in 2006 (Andersen's redshirt year), 2008 and 2009. The Cougars were NAIA National Runners-up his other two seasons of 2007 and 2010. Sioux Falls compiled a record of 55-2 during the four years (2007-10) that Andersen played. He earned his bachelor's degree in business administration with a minor in economics from the University of Sioux Falls in 2011, and is on schedule to complete his master's degree in applied health and sports science with an emphasis in sports administration from Northwest Missouri State in July 2016. His hometown is Marion, S.D.

## JACOB CLABORN

### Offensive Graduate Assistant/Tight Ends

Jacob Claborn is in his first season as an offensive graduate assistant at the University of Wyoming. He will work directly with the Cowboy tight ends in 2016. Claborn came to Wyoming in the spring of 2016 after coaching the offensive line as a full-time assistant coach at Central Washington University in Ellensburg, Wash., for the 2014 and 2015 seasons. Prior to that, Claborn spent two seasons as an offensive graduate assistant at St. Cloud State in St. Cloud, Minn., in 2012 and 2013. He served as the run-game coordinator, offensive line coach and tight ends coach at his alma mater, California Lutheran, for the 2011 season after coaching the O-Line and tight ends there in 2009 and 2010. He was originally a student assistant at Cal Lutheran in 2007 and '08. During his time in college coaching, Claborn has coached five NCAA Division II All-Conference players, an NCAA Division III All-American and 12 Division III All-Conference performers. He participated in the NCAA Future Football Coaches Academy in 2013. Claborn achieved his bachelor's degree in exercise science and sports medicine from Cal Lutheran in 2009. He completed his master's degree in educational administration and leadership from St. Cloud State in 2014. He will be studying instructional technology at Wyoming. Claborn is originally from Santa Maria, Calif. He and his wife, Brett, have one daughter, Harper, and one son, Collin.

## IAN MCGREW

### Recruiting Graduate Assistant

Ian McGrew is entering his first season as Wyoming's recruiting graduate assistant in 2016 after serving as an intern with the Cowboy Football program in 2015. Among his duties as Wyoming's recruiting GA will be: updating Wyoming's recruiting database, organizing and assisting in evaluation of potential recruits' videotape for review by the Cowboy coaching staff, helping coordinate campus visits by recruits and overseeing recruiting materials that are sent to potential recruits. McGrew interned with the Arizona Rattlers of the Arena Football League prior to coming to Wyoming. He assisted with scouting and football operations with the Rattlers. McGrew earned his bachelor's degree in sport business from the University of Tennessee-Martin in 2015. He is originally from Union City, Tenn.





Year	Coach	Overall W-L-T	Home W-L-T	Road W-L-T	Neutral W-L-T
1893	Fred Hess	1-0-0	1-0-0	0-0-0	0-0-0
1894	F. Hess/J.F. Soule	3-0-0	3-0-0	0-0-0	0-0-0
1895	J.F. Soule	1-0-0	1-0-0	0-0-0	0-0-0
1896	J.F. Soule	2-0-0	1-0-0	1-0-0	0-0-0
1897	J.F. Soule	2-0-0	2-0-0	0-0-0	0-0-0
1898	Fred Hess	0-4-0	0-3-0	0-1-0	0-0-0
1899	J.F. Soule	0-1-1	0-0-1	0-1-0	0-0-0
<b>Hess Totals</b>		<b>4-4-0</b>	<b>4-3-0</b>	<b>0-1-0</b>	<b>0-0-0</b>
<b>Soule Totals</b>		<b>8-1-1</b>	<b>7-0-1</b>	<b>1-1-0</b>	<b>0-0-0</b>
1900	William McMurray	3-3-0	2-0-0	1-3-0	0-0-0
1901	William McMurray	1-0-0	1-0-0	0-0-0	0-0-0
1902	William McMurray	1-0-0	1-0-0	0-0-0	0-0-0
1903	William McMurray	3-2-0	3-0-0	0-2-0	0-0-0
1904	William McMurray	4-1-1	2-1-1	2-0-0	0-0-0
1905	William McMurray	3-4-0	2-0-0	1-4-0	0-0-0
1906	William McMurray	1-1-0	1-1-0	0-0-0	0-0-0
<b>McMurray Totals</b>		<b>16-11-1</b>	<b>12-2-1</b>	<b>4-9-0</b>	<b>0-0-0</b>
1907	Robert Ehlman	2-1-0	1-0-0	1-1-0	0-0-0
1908	Robert Ehlman	1-2-0	1-1-0	0-1-0	0-0-0
<b>Ehlman Totals</b>		<b>3-3-0</b>	<b>2-1-0</b>	<b>1-2-0</b>	<b>0-0-0</b>
1909	Harold I. Dean	3-5-0	2-2-0	1-3-0	0-0-0
1910	Harold I. Dean	4-4-0	3-0-0	1-4-0	0-0-0
1911	Harold I. Dean	4-3-1	3-1-0	1-2-1	0-0-0
<b>Dean Totals</b>		<b>11-12-1</b>	<b>8-3-0</b>	<b>3-9-1</b>	<b>0-0-0</b>
1912	Leon C. Excelby	2-7-0	2-1-0	0-6-0	0-0-0
<b>Excelby Totals</b>		<b>2-7-0</b>	<b>2-1-0</b>	<b>0-6-0</b>	<b>0-0-0</b>
1913	Ralph W. Thacker	0-5-0	0-2-0	0-3-0	0-0-0
1914	Ralph W. Thacker	1-5-0	1-3-0	0-2-0	0-0-0
<b>Thacker Totals</b>		<b>1-10-0</b>	<b>1-5-0</b>	<b>0-5-0</b>	<b>0-0-0</b>
1915	John Corbett	2-6-0	2-3-0	0-3-0	0-0-0
1916	John Corbett	1-4-0	0-3-0	1-1-0	0-0-0
1917	John Corbett	3-4-0	2-2-0	1-2-0	0-0-0
1918	John Corbett	No Games Played Due to Influenza Epidemic			
1919	John Corbett	3-5-0	2-3-0	1-2-0	0-0-0
1920	John Corbett	4-5-1	0-3-0	4-2-1	0-0-0
1921	John Corbett	1-4-2	1-1-0	0-3-2	0-0-0
1922	John Corbett	1-8-0	1-2-0	0-6-0	0-0-0
1923	John Corbett	0-8-0	0-4-0	0-4-0	0-0-0
<b>Corbett Totals</b>		<b>15-44-3</b>	<b>8-21-0</b>	<b>7-23-3</b>	<b>0-0-0</b>
1924	"Lone Star" Dietz	2-6-0	2-1-0	0-5-0	0-0-0
1925	"Lone Star" Dietz	6-3-0	4-1-0	2-2-0	0-0-0
1926	"Lone Star" Dietz	2-4-2	2-2-1	0-2-1	0-0-0
1927	"Lone Star" Dietz	4-5-0	3-2-0	1-3-0	0-0-0
<b>Dietz Totals</b>		<b>14-18-2</b>	<b>11-6-1</b>	<b>3-12-1</b>	<b>0-0-0</b>
1928	George McLaren	2-7-0	2-1-0	0-6-0	0-0-0
1929	George McLaren	1-7-0	1-3-0	0-4-0	0-0-0
<b>McLaren Totals</b>		<b>3-14-0</b>	<b>3-4-0</b>	<b>0-10-0</b>	<b>0-0-0</b>
1930	John Rhodes	2-5-1	0-1-1	2-4-0	0-0-0
1931	John Rhodes	6-4-0	0-4-0	6-0-0	0-0-0
1932	John Rhodes	2-6-1	2-1-1	0-5-0	0-0-0
<b>Rhodes Totals</b>		<b>10-15-2</b>	<b>2-6-2</b>	<b>8-9-0</b>	<b>0-0-0</b>
1933	Willard Witte	2-6-1	1-2-0	1-4-1	0-0-0
1934	Willard Witte	3-5-0	1-2-0	2-3-0	0-0-0
1935	Willard Witte	4-4-0	1-2-0	3-2-0	0-0-0
1936	Willard Witte	2-5-1	2-1-1	0-4-0	0-0-0
1937	Willard Witte	3-5-0	1-1-0	2-4-0	0-0-0
1938	Willard Witte	2-5-1	0-2-1	2-3-0	0-0-0
<b>Witte Totals</b>		<b>16-30-3</b>	<b>6-10-2</b>	<b>10-20-1</b>	<b>0-0-0</b>
1939	Joel Hunt	0-7-1	0-2-1	0-5-0	0-0-0
<b>Hunt Totals</b>		<b>0-7-1</b>	<b>0-2-1</b>	<b>0-5-0</b>	<b>0-0-0</b>
1940	Okie Blanchard	1-7-1	1-2-1	0-5-0	0-0-0
<b>Blanchard Totals</b>		<b>1-7-1</b>	<b>1-2-1</b>	<b>0-5-0</b>	<b>0-0-0</b>
1941	"Bunny" Oakes	2-7-1	1-2-1	1-5-0	0-0-0
1942	"Bunny" Oakes	3-5-0	1-2-0	2-3-0	0-0-0
1943-45	Football Suspended at UW Due to World War II				
1946	"Bunny" Oakes	1-8-1	1-3-1	0-5-0	0-0-0
<b>Oakes Totals</b>		<b>6-20-2</b>	<b>3-7-2</b>	<b>3-13-0</b>	<b>0-0-0</b>
1947	Bowden Wyatt	4-5-0	3-1-0	1-4-0	0-0-0
1948	Bowden Wyatt	4-5-0	3-1-0	1-4-0	0-0-0
1949	Bowden Wyatt	9-1-0	4-0-0	5-1-0	0-0-0
1950	Bowden Wyatt	10-0-0	4-0-0	5-0-0	1-0-0
1951	Bowden Wyatt	7-2-1	3-0-1	4-2-0	0-0-0
1952	Bowden Wyatt	5-4-0	1-3-0	4-1-0	0-0-0
<b>Wyatt Totals</b>		<b>39-17-1</b>	<b>18-5-1</b>	<b>20-12-0</b>	<b>1-0-0</b>
1953	Phil Dickens	5-4-1	4-0-0	1-4-1	0-0-0
1954	Phil Dickens	6-4-0	2-3-0	4-1-0	0-0-0
1955	Phil Dickens	8-3-0	3-1-0	4-2-0	1-0-0
1956	Phil Dickens	10-0-0	5-0-0	5-0-0	0-0-0
<b>Dickens Totals</b>		<b>29-11-1</b>	<b>14-4-0</b>	<b>14-7-1</b>	<b>1-0-0</b>

Year	Coach	Overall W-L-T	Home W-L-T	Road W-L-T	Neutral W-L-T
1957	Bob Devaney	4-3-3	2-0-3	2-3-0	0-0-0
1958	Bob Devaney	8-3-0	3-1-0	4-2-0	1-0-0
1959	Bob Devaney	9-1-0	3-1-0	6-0-0	0-0-0
1960	Bob Devaney	8-2-0	4-0-0	4-2-0	0-0-0
1961	Bob Devaney	6-1-2	3-0-1	3-1-1	0-0-0
<b>Devaney Totals</b>		<b>35-10-5</b>	<b>15-2-4</b>	<b>19-8-1</b>	<b>1-0-0</b>
1962	Lloyd Eaton	5-5-0	2-2-0	3-3-0	0-0-0
1963	Lloyd Eaton	6-4-0	3-1-0	3-3-0	0-0-0
1964	Lloyd Eaton	6-2-2	3-1-0	3-1-2	0-0-0
1965	Lloyd Eaton	6-4-0	4-0-0	2-4-0	0-0-0
1966	Lloyd Eaton	10-1-0	5-0-0	4-1-0	1-0-0
1967	Lloyd Eaton	10-1-0	4-0-0	6-0-0	0-1-0
1968	Lloyd Eaton	7-3-0	4-0-0	3-3-0	0-0-0
1969	Lloyd Eaton	6-4-0	5-0-0	1-4-0	0-0-0
1970	Lloyd Eaton	1-9-0	0-5-0	1-4-0	0-0-0
<b>Eaton Totals</b>		<b>57-33-2</b>	<b>30-9-0</b>	<b>26-23-2</b>	<b>1-1-0</b>
1971	Fritz Shurmur	5-6-0	3-2-0	2-4-0	0-0-0
1972	Fritz Shurmur	4-7-0	2-3-0	2-4-0	0-0-0
1973	Fritz Shurmur	4-7-0	4-1-0	0-6-0	0-0-0
1974	Fritz Shurmur	2-9-0	2-4-0	0-5-0	0-0-0
<b>Shurmur Totals</b>		<b>15-29-0</b>	<b>11-10-0</b>	<b>4-19-0</b>	<b>0-0-0</b>
1975	Fred Akers	2-9-0	1-4-0	1-5-0	0-0-0
1976	Fred Akers	8-4-0	5-0-0	3-3-0	0-1-0
<b>Akers Totals</b>		<b>10-13-0</b>	<b>6-4-0</b>	<b>4-8-0</b>	<b>0-1-0</b>
1977	Bill Lewis	4-6-1	3-1-1	1-5-0	0-0-0
1978	Bill Lewis	5-7-0	3-2-0	2-5-0	0-0-0
1979	Bill Lewis	5-7-0	3-3-0	2-4-0	0-0-0
<b>Lewis Totals</b>		<b>14-20-1</b>	<b>9-6-1</b>	<b>5-14-0</b>	<b>0-0-0</b>
1980	Pat Dye	6-5-0	5-1-0	1-4-0	0-0-0
<b>Dye Totals</b>		<b>6-5-0</b>	<b>5-1-0</b>	<b>1-4-0</b>	<b>0-0-0</b>
1981	Al Kincaid	8-3-0	5-1-0	3-2-0	0-0-0
1982	Al Kincaid	5-7-0	3-3-0	2-4-0	0-0-0
1983	Al Kincaid	7-5-0	5-1-0	2-4-0	0-0-0
1984	Al Kincaid	6-6-0	5-1-0	1-5-0	0-0-0
1985	Al Kincaid	3-8-0	2-4-0	0-4-0	1-0-0
<b>Kincaid Totals</b>		<b>29-29-0</b>	<b>20-10-0</b>	<b>8-19-0</b>	<b>1-0-0</b>
1986	Dennis Erickson	6-6-0	4-2-0	2-4-0	0-0-0
<b>Erickson Totals</b>		<b>6-6-0</b>	<b>4-2-0</b>	<b>2-4-0</b>	<b>0-0-0</b>
1987	Paul Roach	10-3-0	5-1-0	5-1-0	0-1-0
1988	Paul Roach	11-2-0	6-0-0	5-1-0	0-1-0
1989	Paul Roach	5-6-0	4-2-0	1-4-0	0-0-0
1990	Paul Roach	9-4-0	6-1-0	3-2-0	0-1-0
<b>Roach Totals</b>		<b>35-15-0</b>	<b>21-4-0</b>	<b>14-8-0</b>	<b>0-3-0</b>
1991	Joe Tiller	4-6-1	3-2-1	1-4-0	0-0-0
1992	Joe Tiller	5-7-0	3-3-0	2-4-0	0-0-0
1993	Joe Tiller	8-4-0	4-2-0	4-1-0	0-1-0
1994	Joe Tiller	6-6-0	5-1-0	1-5-0	0-0-0
1995	Joe Tiller	6-5-0	4-2-0	2-3-0	0-0-0
1996	Joe Tiller	10-2-0	6-0-0	4-1-0	0-1-0
<b>Tiller Totals</b>		<b>39-30-1</b>	<b>25-10-1</b>	<b>14-18-0</b>	<b>0-2-0</b>
1997	Dana Dimel	8-5-0	5-1-0	3-4-0	0-0-0
1998	Dana Dimel	8-3-0	5-1-0	3-2-0	0-0-0
1999	Dana Dimel	7-4-0	4-2-0	3-2-0	0-0-0
<b>Dimel Totals</b>		<b>23-12-0</b>	<b>14-4-0</b>	<b>9-8-0</b>	<b>0-0-0</b>
2000	Vic Koenning	1-10-0	1-4-0	0-6-0	0-0-0
2001	Vic Koenning	2-9-0	1-5-0	1-4-0	0-0-0
2002	Vic Koenning	2-10-0	2-3-0	0-6-0	0-1-0
<b>Koenning Totals</b>		<b>5-29-0</b>	<b>4-12-0</b>	<b>1-16-0</b>	<b>0-1-0</b>
2003	Joe Glenn	4-8-0	3-3-0	1-5-0	0-0-0
2004	Joe Glenn	7-5-0	5-1-0	1-4-0	1-0-0
2005	Joe Glenn	4-7-0	2-3-0	2-4-0	0-0-0
2006	Joe Glenn	6-6-0	4-2-0	2-4-0	0-0-0
2007	Joe Glenn	5-7-0	4-2-0	1-5-0	0-0-0
2008	Joe Glenn	4-8-0	3-4-0	1-4-0	0-0-0
<b>Glenn Totals</b>		<b>30-41-0</b>	<b>21-15-0</b>	<b>8-26-0</b>	<b>1-0-0</b>
2009	Dave Christensen	7-6-0	3-3-0	3-3-0	1-0-0
2010	Dave Christensen	3-9-0	2-4-0	1-5-0	0-0-0
2011	Dave Christensen	8-5-0	4-2-0	4-2-0	0-1-0
2012	Dave Christensen	4-8-0	1-5-0	3-3-0	0-0-0
2013	Dave Christensen	5-7-0	4-2-0	1-5-0	0-0-0
<b>Christensen Totals</b>		<b>27-35-0</b>	<b>14-16-0</b>	<b>12-18-0</b>	<b>1-1-0</b>
2014	Craig Bohl	4-8-0	3-3-0	1-5-0	0-0-0
2015	Craig Bohl	2-10-0	2-4-0	0-6-0	0-0-0
<b>Bohl Totals</b>		<b>6-18-0</b>	<b>5-7-0</b>	<b>1-11-0</b>	<b>0-0-0</b>
<b>ALL-TIME TOTALS</b>		<b>512-556-28</b>	<b>303-194-18</b>	<b>202-353-10</b>	<b>7-9-0</b>
<b>119 Seasons</b>		<b>(.480)</b>	<b>(.606)</b>	<b>(.366)</b>	<b>(.438)</b>

SEASON OUTLOOK

COWBOY COACHES

THE COWBOYS

THE OPPONENTS

SEASON IN REVIEW

RECORDS &amp; HISTORY

MOUNTAIN WEST

UW ADMINISTRATION

# THE COWBOYS







# BRIAN HILL

## ALL-AMERICA CANDIDATE

**Running back**  
**6-1, 219, Junior**  
**Belleville, Ill. (Belleville West)**

# 5

**UW This Season:** Brian Hill will be one of the nation's top returning running backs in 2016. He was one of 11 semifinalists for the 2015 Doak Walker Award, honoring the nation's premier college running back, and was the only player from a non-Power Five conference to be named a semifinalist last season. Hill will enter his junior season ranked fifth in career rushing yards at UW, with 2,427 career rushing yards. He needs only 536 more yards to tie former Cowboy Devin Moore for the Wyoming career mark of 2,963 rushing yards. **2015:** Hill proved to be one of the most effective running backs in the nation last season. He led the Mountain West Conference in average yards rushing per game (135.9) and ranked second in total rushing yards (1,631). He ranked No. 8 in the nation in average yards rushing and No. 9 in total rushing yards. His 1,631 rushing yards and 135.9 yards per game set new UW single-season rushing records, breaking the former records of 1,455 yards and 121.3 yards per game originally set by Ryan Christopherson in 1994. He rushed for 200 or more yards four times last season. Hill ran for a season-high 242 yards on 21 carries against Eastern Michigan. He rushed for 208 yards on 30 carries at Appalachian State, and had 232 yards on a career-high 35 carries with one touchdown against UNLV. His 35 carries was the most for a Cowboy since Wyoming joined the MW Conference. He rushed for 201 yards on 26 carries with a touchdown at Utah State. **2014:** Hill appeared in all 12 games for the Cowboys, including four starts as a true freshman. He finished the season with 796 rushing yards on 145 carries with seven touchdowns. He also caught 13 passes out of the backfield for 204 yards. Hill ranked No. 12 in the MW and No. 87 in the NCAA in rushing yards per game (66.3) and was No. 7 in the MW and No. 44 in the nation in rushing yards per carry (5.49). He was named the Football Bowl Subdivision National Offensive Player of the Week by the Walter Camp Football Foundation after his record-breaking contest at Fresno State. Against the Bulldogs, Hill became only the fifth player in NCAA history to rush for at least 200 yards and have at least 100 yards receiving in a single game. Hill's 387 all-purpose yards was the best single-game performance in the nation for the 2014 season and set a new University of Wyoming single-game record and a Mountain West Conference single-game record. His 281 rushing yards was the second best single-game performance in Wyoming school history. He scored on runs of 32-yards, 66-yards and 89-yards. He rushed for at least 100 yards in four of the Cowboys' last five games. **High School:** Hill was a very versatile athlete in high school, playing both ways for his Belleville West High team in Belleville, Ill., located just outside St. Louis, Mo. Hill played in Class 7A at Belleville West, which is the second-largest classification in the state of Illinois. His senior season, he was named an All-City running back in a combined vote by the Belleville News-Democrat staff and city head coaches. He earned First Team All-Southwestern Conference as a running back and Second Team All-SWC as a safety. His teammates voted him the Belleville West "Team" Award. On offense, he rushed for 778 yards on 88 carries for an 8.8 yard average per rush, and he scored 15 rushing touchdowns. Hill caught 10 passes for 332 yards and six receiving TDs, and he completed 5 of 8 passes for 95 yards. His senior season, Hill also had 135 yards in kickoff returns and 73 yards on punt returns, accounting for 1,433 all-purpose yards. As a safety, he was credited with 59 tackles (41 solo tackles and 18 assists), three interceptions which he returned for 115 yards, two fumble recoveries, one forced fumble and one sack for five yards. As a junior, Hill rushed for 614 yards on 84 carries and scored seven rushing touchdowns. He made 57 tackles (40 solos and 17 assists) and recorded three sacks on defense. For his career, Hill totalled 1,395 rushing yards,



### SINGLE-GAME CAREER HIGHS

**Attempts:** 35 (UNLV 2015)  
**Yards:** 281 (Fresno State 2014)  
**Long rush:** 89 (Fresno State 2014)  
**TDs:** 2 (Eastern Michigan 2015)  
**Receptions:** 5 (New Mexico 2014)  
**Receiving yards:** 106 (Fresno State 2014)  
**Long reception:** 40 (Fresno State 2014)

### BRIAN HILL CAREER STATISTICS

YEAR	G	RUSHING				AVG LONG	GAME
		NET ATT	AVG YARDS	ATT.	TDS		
2014	12	145	796	5.5	7	89	66.3
2015	12	281	1,631	5.8	6	72	135.9
<b>Totals</b>	<b>24</b>	<b>426</b>	<b>2,427</b>	<b>5.7</b>	<b>13</b>	<b>89</b>	<b>101.1</b>

2,050 all-purpose yards and scored a combined 28 touchdowns rushing and receiving (22 rushing and six receiving). He also was credited with 118 career tackles. Hill helped lead Belleville West to a 7-3 overall record and a 5-2 mark in Southwestern Conference in 2013, placing them third. Belleville West earned a trip to the 2013 Class 7A state playoffs, losing in the first round, 14-21, to Oswego. He played for head coach Cameron Pettus at Belleville West High. Hill was also recruited by Eastern Michigan and Northern Illinois. **Personal:** Born on Nov. 9, 1995, he is the son of Tamara Lewis. He has four siblings. He is a communication major at UW.



# JOSH ALLEN

**Quarterback**  
**6-5, 230, Redshirt Sophomore**  
**Firebaugh, Calif.**  
**(Reedley College, Calif.)**

# 17

**UW This Season:** Josh Allen had a strong spring and will look to be at the helm of the Cowboy offense for the 2016 season after finishing spring drills No. 1 on the depth chart at quarterback. He completed 13-of-21 passes (.619) for 267 yards and two touchdowns in the spring game. **2015:** Allen saw action in two contests for the Pokes before suffering a season-ending injury. He earned his first career start against Eastern Michigan. Against Eastern Michigan, he was 3-of-4 passing for 32 yards. He also rushed for 40 yards on three carries with a career-long 24 yard rush. He also appeared in the season opener against North Dakota going 1-of-2 passing for 19 yards. For the season, Allen was 4-of-6 passing for 51 yards with three carries for 40 yards. **Prior to UW:** Allen led a Reedley Community College offense that averaged 452.2 yards of total offense per game to rank No. 9 among all California junior-college teams in total offense. Reedley averaged 285.3 passing yards per game to rank No. 7 among all California JCs, scored 39.4 points per game to rank No. 10 in the state and averaged 166.9 yards rushing to rank 26th. Individually, Allen's 26 touchdown passes tied him for No. 7 among all California junior-college quarterbacks in 2014. He also ranked 20th among California JUCO quarterbacks in passing yards as a freshman, and ranked 42nd in the state in rushing, averaging 66.0 yards per game. He played for head coach Randy Whited at Reedley College. Allen played his high school football at Firebaugh High School in Firebaugh, Calif. **Personal:** He is majoring in communication.



## JOSH ALLEN CAREER STATISTICS

		OFFENSE						
YEAR	G	PASS EFF.	COMP. /ATT.	COMP. %	PASS YARDS	TDS/ INTS.	RUSH YDS.	TOTAL OFF
2015	2	138.07	4-6	66.7	51	0/0	40	91
<b>Totals</b>	<b>2</b>	<b>138.07</b>	<b>4-6</b>	<b>66.7</b>	<b>51</b>	<b>0/0</b>	<b>40</b>	<b>91</b>

## SINGLE-GAME CAREER HIGHS

**Completions:** 3 (Eastern Michigan 2015)  
**Attempts:** 4 (Eastern Michigan 2015)  
**Completion percentage:** 75.0 (Eastern Michigan 2015)  
**Yards:** 32 (Eastern Michigan 2015)  
**Long completion:** 19 (Eastern Michigan 2015)





# CHASE APPLEBY

**Nose Tackle**  
**6-0, 268, Senior**  
**Frisco, Texas**  
**(Centennial)**

# 57

**UW This Season:** Chase Appleby had a strong spring and will be one of the veterans looked upon to help lead the defensive line. He sits at the top spot at nose tackle after spring drills. He sits at the top spot at nose tackle after spring drills.

**2015:** Appleby appeared in seven contests for the Pokes, starting five games before a season-ending injury. He finished the season with 11 total tackles with five solo stops and six assisted tackles. He also added a half tackle for loss for two yards. He recorded a career-high three tackles against North Dakota and New Mexico. **2014:** Appleby played in all 12 games for the Cowboys making one start. He made 12 tackles on the season with seven solo stops and five assisted tackles. Appleby recorded one tackle for loss on the season. He recorded a fumble recovery against San Jose State and also added two pass breakups. **2013:** Appleby provided depth along the defensive line but did not play in any games. **2012:** Redshirted. **High School:** Appleby was selected as the District 9-4A Defensive Player of the Year at Centennial High School in Frisco, Texas. He was named First Team All-State Class 4A by Rivals.com, and was also named by Rivals.com to the All-Dallas/Fort Worth Area First Team. Appleby earned Honorable Mention Associated Press 4A All-State recognition from the Texas AP Sports Editors. VYPE High School Sports Magazine named Appleby to its 2011 Collin County/North Texas First Team. As a team captain, he helped lead his high school team to a 12-1 record and the regional finals of the 2011 state playoffs. Centennial High defeated McKinney North (45-16) in the first round of the state playoffs and Conrad (56-13) in the second round before losing to Corsicana (31-52) in the Region 2 Finals. He recorded 79 tackles, six sacks, 16 tackles for loss and forced two fumbles as a senior. His junior season, Appleby earned First Team All-District honors while registering 55 tackles and two sacks. He was credited with 40 tackles, two sacks and recovered one fumble as a sophomore. He played for head coach Mark Howard at Centennial High School. **Personal:** Born Oct. 1, 1993, he is the son of Vicki and David Appleby. Appleby's father David played football at Texas A&M from 1976-80. He has one older sister, Alexa. Appleby was also recruited by Arkansas State, Baylor and North Texas. He is pursuing a degree in communication at UW.



## CHASE APPLEBY CAREER STATISTICS

YEAR	G	UT	AT	TT	SACKS/ YDS	TFL/ YDS	FF	FR/ YDS	PBU	INT/ YDS
2014	12	7	5	12	0.0/0	1.0/4	0	1/0	2	0/0
2015	7	5	6	11	0.0/0	0.5/2	0	1/0	2	0/0
<b>Totals</b>	<b>19</b>	<b>12</b>	<b>11</b>	<b>23</b>	<b>0.0/0</b>	<b>1.5/6</b>	<b>0</b>	<b>1/0</b>	<b>2</b>	<b>0/0</b>

## SINGLE-GAME CAREER HIGHS

**Solo:** 2 (New Mexico 2015)  
**Assisted:** 3 (North Dakota 2015)  
**Total tackles:** 3 (New Mexico 2015)  
**Pass breakups:** 1 (Colorado State 2014)  
**Fumbles recovered:** 1 (San José State 2014)

SEASON OUTLOOK

COWBOY COACHES

THE COWBOYS

THE OPPONENTS

SEASON IN REVIEW

RECORDS & HISTORY

MOUNTAIN WEST

UW ADMINISTRATION



# CONNER CAIN

**Defensive Tackle**  
**6-4, 270, Sophomore**  
**Littleton, Colo.**  
**(Heritage)**

# 87

**UW This Season:** Conner Cain had a solid redshirt freshman season and will once again be in the rotation of the interior defensive line. After a strong spring he sits at the top spot at defensive tackle. **2015:** Played in 11 contests for the Pokes during his redshirt freshman season. He finished the season with 12 total tackles with four solo stops and eight assisted tackles. He also added a one and a half tackles for loss for two yards. He had a career-high four tackles at Colorado State where he also added a career-high one and a half tackles for loss. In the season opener, he recorded two tackles against North Dakota. He also recorded two tackles against Eastern Michigan. **2014:** Redshirted. **High School:** Cain helped his Heritage High team advance to the first round of the Class 5A Colorado state playoffs before losing 20-24 to Mountain Range High. Class 5A is the largest classification in the state of Colorado. Cain earned All-Colorado, All-State honors from Mile High Sports magazine as a defensive end both his junior and senior seasons at Heritage High School. He was also named All-State as an offensive and defensive lineman by Colorado Preps and Max Preps. Cain was the 5A Pioneer Conference Lineman of the Year in 2013, earning him a nomination to the 2013 Colorado All-State Game. He was selected as a team captain at Heritage High his senior season. An outstanding all-around athlete, Cain also played basketball, baseball and was a member of the track and field team at Heritage. His senior season, the defensive end recorded 33 total tackles (13 solo tackles and 20 assisted tackles), three sacks for a loss of 22 yards and intercepted one pass, which he returned two yards for a touchdown. A three-year starter, his junior season Cain was credited with 26 total tackles (14 solos and 12 assists), had three sacks for 21 yards in losses and recorded a safety. As a sophomore, he totaled 27 tackles (11 solo tackles and 16 assists). He concluded his high school career with 38 solo tackles and 48 assisted tackles for a total of 86. He played for head coach Mike Griebel. **Personal:** He is majoring in history at UW.




## CONNER CAIN CAREER STATISTICS

YEAR	G	UT	AT	TT	SACKS/ YDS	TFL/ YDS	FF	FR/ YDS	PBU	INT/ YDS
2015	11	4	8	12	0.0/0	1.5/2	0	0/0	0	0/0
<b>Totals</b>	<b>11</b>	<b>4</b>	<b>8</b>	<b>12</b>	<b>0.0/0</b>	<b>1.5/2</b>	<b>0</b>	<b>0/0</b>	<b>0</b>	<b>0/0</b>

## SINGLE-GAME CAREER HIGHS

**Solo:** 1 Four times (last vs Colorado State 2015)  
**Assisted:** 3 (Colorado State 2015)  
**Total tackles:** 4 (Colorado State 2015)  
**Tackles for Loss:** 1.5 (Colorado State 2015)





# RYAN CUMMINGS

**Offensive Tackle**  
**6-6, 312, Junior**  
**Littleton, Colo.**  
**(Valor Christian)**

# 59

**UW This Season:** Ryan Cummings returns as one of the anchors of the offensive line. He will move to right tackle after spending the last two seasons at left tackle. **2015:** Cummings continued to be one of the staples of the Cowboy offensive line starting all 12 games. He helped pave the way for running back Brian Hill, who was the nation's ninth leading rusher. **2014:** Cummings played in and started seven games for the Cowboys in his true freshman season. He made the first start of his career at Hawai'i helping the UW offense rack up 322 yards of offense. He help the Cowboy offense record 694 yards of total offense against Fresno State, which included a season-high 374 rushing yards. **High School:** Cummings helped lead Valor Christian to the 2013 Colorado Class 5A state championship, culminating in a 56-16 win in the title game over Boulder Fairview. Class 5A is the largest classification in the state of Colorado. Valor Christian concluded the season with a 13-1 record. They were ranked as the No. 1 team in the state of Colorado and the No. 24 best high school team in the nation by MaxPreps.com. Cummings was part of a Valor Christian offense that led the state in scoring, averaging 47 points per game. A starter at right guard in 2013, Cummings and his offensive line mates helped pave the way for Colorado Player of the Year Christian McCaffrey (RB) and the Valor offense to rush for 3,177 yards, 49 touchdowns and an 8.2-yard average per carry entering the state championship game, while allowing only nine quarterback sacks. His head coach at Valor Christian was Rod Sherman.

**Personal:** Born April 19, 1996, he is the son of Lonnie Cummings and Elizabeth Locken. He has two siblings, Austin and Raena. He was also recruited by Colorado State, Colorado, Indiana State and Northern Colorado. He is majoring in communication at UW.

## RYAN CUMMINGS CAREER STATISTICS

**Games Played:** 19 (12 in 2015, 7 in 2014)

**Games Started:** 19 (12 in 2015, 7 in 2014)



SEASON OUTLOOK

COWBOY COACHES

THE COWBOYS


THE OPPONENTS

SEASON IN REVIEW

RECORDS & HISTORY

MOUNTAIN WEST

UW ADMINISTRATION



# JORDAN ELLIS

**Fullback**  
**6-2, 250, Senior**  
**Colorado Springs, Colo.**  
**(UT-San Antonio)**

# 48

**UW This Season:** Jordan Ellis brings size and strength to the Cowboys' backfield and special teams. He finished the spring second on the depth chart at fullback. **2015:** Ellis appeared in eight contests for the Pokes primarily used both as a fullback and on special teams. He started one game at fullback against Appalachian State. **2014:** Ellis added depth to the fullback spot for the Cowboys appearing in eight contests. He recorded two receptions out of the backfield for 28 yards. He had one rush on the season for five yards. He had a career long 16-yard reception against Boise State. His only rush of five yards came at Fresno State. **Personal:** He is majoring in communication at UW.

## CAREER HIGHS

**Rush attempts:** 1, at Fresno State 2014  
**Rush yards:** 5, at Fresno State 2014  
**Rush TDs:** None  
**Long rush:** 5, at Fresno State 2014  
**Receptions:** 1 (Twice), last vs. Boise State  
**Receiving yards:** 16, vs. Boise State 2014  
**Receiving TDs:** None  
**Long reception:** 16, at Oregon 2014



## JORDAN ELLIS CAREER STATISTICS

YEAR	G	ATT	RUSHING				
			NET YARDS	AVG ATT.	TDs	LONG	AVG GAME
2014	8	1	5	5.0	0	5	0.6
2015	8	0	0	0.0	0	0	0.0
<b>Totals</b>	<b>16</b>	<b>1</b>	<b>5</b>	<b>5.0</b>	<b>0</b>	<b>5</b>	<b>0.3</b>





# MARCUS EPPS

**Strong safety**  
**6-0, 203, Sophomore**  
**Los Angeles, Calif.**  
**(Edison)**

6

**UW This Season:** Marcus Epps will return as the starting strong safety for the Cowboys in 2016 after starting 11 games as a redshirt freshman a year ago. **2015:** Epps had a strong first season with the Pokes playing in all 11 games, ranking third on the team in total tackles and leading the Pokes in interceptions with two. He recorded 83 tackles on the season with 59 solo stops and 24 assisted tackles. He ranked fifth in the Mountain West and No. 39 in the nation in solo tackles per game at 5.4 and ranked 12th in the MW in total tackles (7.5 tackles per game). He also recorded two tackles for loss for five yards. Epps added a forced fumble and four pass breakups. He recorded a career-high 13 tackles in back-to-back contests against Utah State and Colorado State. Against the Rams he recorded a career-high 11 solo tackles. For the season, Epps recorded four double-digit tackle games. He recorded interceptions at Washington State and Appalachian State. He recorded eight tackles, one tackle for loss and two pass breakups at Boise State. **2014:** Redshirted. **High School:** Graduate of Edison High School. **Personal:** He majoring in communication at UW.

## SINGLE-GAME CAREER HIGHS

**Solo:** 11 (Colorado State 2015)  
**Assisted:** 6 (Utah State 2015)  
**Total tackles:** 13 (Utah State and Colorado State 2015)  
**Forced Fumble:** 1 (SDSU 2015)  
**Interception:** 1 (App State)

## MARCUS EPPS CAREER STATISTICS

YEAR	G	UT	AT	TT	SACKS/ YDS	TFL/ YDS	FR/ YDS	PBU	INT/ YDS
2015	11	59	24	83	0.0/0	2.0/5	1	0/0	4
<b>Totals</b>	<b>11</b>	<b>59</b>	<b>24</b>	<b>83</b>	<b>0.0/0</b>	<b>2.0/5</b>	<b>1</b>	<b>0/0</b>	<b>4</b>



SEASON OUTLOOK

COWBOY COACHES

THE COWBOYS

THE OPPONENTS

SEASON IN REVIEW

RECORDS & HISTORY

MOUNTAIN WEST

UW ADMINISTRATION



# NICO EVANS

**Running Back**  
**5-9, 206, Sophomore**  
**Los Angeles, Calif.**  
**(Loyola)**

# 22

**UW This Season:** Nico Evans had a strong spring and will add depth to the backfield for the Pokes this season. **2015:** Evans appeared in 10 games for the Cowboys primarily as a running back/ slot receiver and on special teams. He rushed for 56 yards on 14 carries, averaging 4.0 yards per carry. He also caught one pass for four yards. On special teams, Evans recorded seven tackles including three in the season finale against UNLV. He had three rushes for 25 yards with a career-high 17-yard rush at Boise State. He was named to the Academic All-Conference team for his work in the classroom. **2014:** Redshirted. **High School:** Evans was named to the 2013 Pac-5 Division All-CIF football team as selected by the Football Coaches Association. He was also named the Most Valuable Offensive Back in the Serra League while earning First Team All-Serra League honors his senior season. He rushed for 1,686 yards and 20 touchdowns in 2013, including a long run of 80 yards. One of his best games his senior season saw him rush for 238 yards and three touchdowns against Co-Serra League champion Alemany. Evans was twice named a FOX Sports Prep Zone Game MVP, and was a two-time CalHi Sports State Stat Star of the Week in 2013. He played for head coach Marvin Sanders at Loyola High. Loyola has had an excellent football tradition. One of Loyola's former alumni is 2013 All-America linebacker Anthony Barr of UCLA. Evans was also recruited by Boise State, Fresno State, San Diego State and San Jose State. An outstanding student, he was offered a scholarship by the University of Pennsylvania of the Ivy League. **Personal:** Born on May 31, 1996, he is the son of David and Melonee. His uncle John Hagg played football at UTEP. He is a communications major at UW.




## NICO EVANS CAREER STATISTICS

RUSHING							
YEAR	G	ATT	NET YARDS	AVG ATT.	TDS	LONG	AVG GAME
2015	10	14	56	4.0	0	17	5.6
<b>Totals</b>	<b>10</b>	<b>14</b>	<b>56</b>	<b>4.0</b>	<b>0</b>	<b>17</b>	<b>5.6</b>

## SINGLE-GAME CAREER HIGHS

**Attempts:** 3 (Boise State 2015)  
**Yards:** 25 (Boise State 2015)  
**Long rush:** 17 (Boise State 2015)





# DALTON FIELDS

**Nose Tackle**  
**6-3, 280, Junior**  
**Colorado Springs, Colo.**  
**(Pine Creek)**

98

**UW This Season:** Dalton Fields saw action for the Pokes a season ago on special teams and will once again add depth to the interior of the defensive line for the Cowboys. He enters the season having played in each of the last 24 games for the Cowboys **2015:** Fields appeared in all 12 games for the Cowboys on the defensive line and on special teams. He finished the season with four total tackles. He recorded two solo stops and two assisted tackles. Fields recorded tackles against Washington State, Nevada, Colorado State and UNLV. He was named to the Academic All-Conference team for his work in the classroom. **2014:** Fields appeared in all 12 games for the Cowboys. He finished the season with two tackles. He assisted on tackles against Florida Atlantic and Boise State. **2013:** Redshirted. **High School:** Fields earned First Team All-State Class 4A honors from the Colorado Prep Report and Honorable Mention All-State Class 4A from the Denver Post as a defensive lineman his senior year. Class 4A is the second largest classification in the state of Colorado. He was also named to the Colorado Springs 5A/4A All-Area First Team. Rivals.com ranked Fields as the No. 14 recruit in the state of Colorado in 2012. 247Sports.com ranked him as the No. 19 recruit in Colorado. His junior season, Fields was named First Team All-State Class 4A as an offensive lineman by the Denver Post. He was credited with 70 tackles, three sacks, eight pass breakups and one fumble recovery as a junior, while helping his Pine Creek High team to the 4A state championship game where it finished as the state runner-up. He was named defensive line MVP at the National Underclassmen Combine (NUC) National 5-Star Day in Los Angeles in March 2012. He was elected a football team captain as a senior. He also participated in wrestling and track and field. He placed sixth in the shot put at the state championships his junior season. Fields played for head football coach Todd Miller. **Personal:** Born Dec. 13, 1994, he is the son of Cindy and Damon Fields. Fields was also recruited by Colorado State. He is majoring in kinesiology and health promotion at UW.



## DALTON FIELDS CAREER STATISTICS

YEAR	G	UT	AT	TT	SACKS/ YDS	TFL/ YDS	FF	FR/ YDS	PBU	INT/ YDS
2014	12	0	2	2	0.0/0	0.0/0	0	0/0	0	0/0
2015	12	2	2	4	0.0/0	0.0/0	0	0/0	0	0/0
<b>Totals</b>	<b>24</b>	<b>2</b>	<b>4</b>	<b>6</b>	<b>0.0/0</b>	<b>0.0/0</b>	<b>0</b>	<b>0/0</b>	<b>0</b>	<b>0/0</b>

SEASON OUTLOOK

COWBOY COACHES

THE COWBOYS

THE OPPONENTS

SEASON IN REVIEW

RECORDS & HISTORY

MOUNTAIN WEST

UW ADMINISTRATION



# TANNER GENTRY

**Wide Receiver**  
**6-2, 210, Senior**  
**Aurora, Colo.**  
**(Grandview)**

# 4

**UW This Season:** Tanner Gentry will be one of the top returning wide receivers in the Mountain West and the Nation. He had a very strong spring returning to the field after an injury that cut his junior season short. With another productive season, Gentry could break into Wyoming's Top-10 in both receiving yards and receptions. **2015:** Gentry appeared in seven games for the Cowboys last season before suffering a season-ending injury. He was leading the Mountain West in receiving yards at the time of the injury and was named to the 2015 Biletnikoff Award Watch List for the first time in his career. He finished the season with 37 catches for 678 yards and four touchdowns. Gentry averaged 18.3 yards per catch on the season. He also added five rushes for 48 yards. In his seven games, he recorded 100 or more receiving yards three times. In the season opener against North Dakota, he had nine catches for a career-high 176 yards with one touchdown. In that contest, he recorded a career-high 92 yard reception. That reception was the second longest touchdown reception in school history. He had seven catches for 127 yards and a touchdown at Washington State. Gentry had nine catches for 130 yards with a touchdown against New Mexico. **2014:** Gentry appeared in all 12 games for the Cowboys with three starts. He hauled in 32 passes on the season for 435 yards with two touchdowns. He averaged 36.2 receiving yards per game and 13.6 yards per catch. His longest reception of the season was 44 yards at New Mexico. He scored his first career touchdown at Oregon. He also hauled in a touchdown against Colorado State. Against Air Force, he finished the contest with eight receptions for 91 yards. At Colorado State he hauled in six passes for a 96 yards. **2013:** As a true freshman, Gentry was No. 3 on the team in catches with 39. He had 376 yards and averaged 31 receiving yards per game. He posted nine grabs for 79 yards versus Air Force and had a long reception of 31 yards. **High School:** Gentry was one of the top high school football players in the state of Colorado over his last two years. The Denver Post named him to the All-Colorado team for all classifications and First Team All-State Class 5A as a wide receiver his senior season of 2012. Gentry was also named to the Mile High Sports All-Colorado First Team as a senior. As a junior, the Denver Post selected him First Team All-State Class 5A as a defensive back. Gentry was ranked by Rivals.com as the No. 15 recruit in the state of Colorado in 2012, and was ranked by 247Sports.com as the No. 23 recruit in the state. He caught 52 passes for 1,019 yards and nine receiving touchdowns, while rushing for 169 yards on 19 carries and scoring six TDs on the ground as a senior. Gentry also intercepted six passes from his defensive back position. He helped lead his Grandview High team to an 8-4 record and the quarterfinals of the state playoffs. His junior season, Gentry caught 50 passes for 693 yards and seven TDs, while intercepting 10 opponent passes. Grandview posted an 11-2 record and advanced to the state semifinals. As a sophomore, he had six receptions for 102 yards and scored two touchdowns, while earning All-Conference honors. His team finished the 2010 season 8-5, losing in the state semifinals. He was elected a team captain as a senior. Gentry played for head football coach John Schultz. **Personal:** Born Dec. 18, 1994, he is the oldest of three children of Robin and Ryan Gentry. His dad played football at Western State in Colorado. Gentry was also recruited by Air Force, Arizona, Colorado, Colorado State, Utah, Utah State and Washington State. He is pursuing a degree in kinesiology and health promotion at UW.



## TANNER GENTRY CAREER STATISTICS

YEAR	G	REC	YARDS	RECEIVING		TDS	LONG
				AVG REC	AVG GAME		
2013	12	39	376	9.6	31.3	0	31
2014	12	32	435	13.6	36.3	2	44
2015	7	37	678	18.3	96.9	4	92
<b>Totals</b>	<b>31</b>	<b>108</b>	<b>1489</b>	<b>13.8</b>	<b>48.0</b>	<b>6</b>	<b>92</b>

## SINGLE-GAME CAREER HIGHS

**Receptions:** 9 Three Times (Last New Mexico 2015)  
**Yards:** 176 (North Dakota 2015)  
**Long reception:** 92 (North Dakota 2015)  
**TDs:** 1 six Times last (Nevada 2015)  
**Rush attempts:** 3 (Nevada 2015)  
**Rush yards:** 27 (Nevada 2015)





# CARL GRANDERSON

**Defensive End**  
**6-5, 227, Sophomore**  
**Sacramento, Calif.**  
**(Grant)**

# 91

**This Season:** Carl Granderson will be one of the most experienced defensive ends for the Cowboys this season. He held the top spot at left defensive end after spring Drills. **2015:** Granderson appeared in all 12 games for the Cowboys in his true freshman season. Granderson finished the season with 36 total tackles with 21 solo stops and 15 assisted tackles. He added six tackles for loss for 18 yards. and had one sack for five yards. He recorded a career-high six tackles twice at Boise State and San Diego State. Against the Aztecs, he recorded four solo stops and two assisted tackles and added his first career sack and a tackle for loss for five yards. Against Boise State, he added four solo tackles and a tackle for loss. Granderson also recorded five tackles at Air Force and UNLV. He was named to the Academic All-Conference team for his work in the classroom. **High School:** Carl Granderson played for one of the top high schools in the state of California, Grant High School in Sacramento, Calif. Granderson helped lead Grant to 14-1 record and the 2014 California



Section Championship. The Pacers advanced to the 2014 Regional Championship game before losing their first game of the season, just one game shy of the California Division 1 State Championship Game. Division 1 is the largest classification in the state. Granderson recorded very impressive numbers as a senior linebacker. He led his team in total tackles (172), sacks (15.0) and tackles for losses (34.0). Granderson also intercepted two passes, recovered one fumble and forced one fumble. He returned one of his interceptions for a touchdown. As a junior, he was credited with 82 tackles, 3.0 sacks, 10.0 tackles for loss, one interception, three fumble recoveries and one blocked kick. He played for head coach Mike Alberghini. Granderson also received scholarship offers from Boise State and Washington State. **Personal:** He is majoring in psychology at UW.

## CARL GRANDERSON CAREER STATISTICS

YEAR	G	UT	AT	TT	SACKS/ YDS	TFL/ YDS	FR/ YDS	PBU	INT/ YDS
2015	12	21	15	36	1.0/5	6.0/18	0	0/0	0/0
<b>Totals</b>	<b>12</b>	<b>21</b>	<b>15</b>	<b>36</b>	<b>1.0/5</b>	<b>6.0/18</b>	<b>0</b>	<b>0/0</b>	<b>0/0</b>

## SINGLE-GAME CAREER HIGHS

**Solo:** 4 (San Diego State 2015)  
**Assisted:** 4 (Boise State 2015)  
**Total tackles:** 6 (San Diego State 2015)  
**Sack:** 1 (San Diego State)

SEASON OUTLOOK

COWBOY COACHES

THE COWBOYS

THE OPPONENTS

SEASON IN REVIEW

RECORDS & HISTORY

MOUNTAIN WEST

UW ADMINISTRATION



# JOSH HARSHMAN

**Tight end**  
**6-3, 224, Sophomore**  
**Casper, Wyo.**  
**(Natrona County)**

# 33

**UW This Season:** Josh Harshman built off a solid true freshman season during the spring and will contribute at tight end this season finishing second on the depth chart at the position after spring practice. **2015:** Harshman appeared in 11 contests for the Pokes both at tight end and on special teams. He was the Wyoming native tight end to play his true freshman season since Wade Betschart in 2004. He finished the season with two receptions for 39 yards and one touchdown. He recorded his first career touchdown on a 26-yard reception against New Mexico. He also recorded a reception for 13 yards at Washington State. He was named to the Academic All-Conference team for his work in the classroom. **High School:** Harshman was named to the 2014 Casper Star-Tribune Super 25 Team, and was named the Super 25 Defensive Player of the Year. He was a unanimous selection to the 2014 Wyoming Coaches Association Class 4A All-State team as both a linebacker and an at-large selection on offense. Harshman was named to the same All-State team on both offense and defense as a junior in 2013. As a quarterback and outside linebacker, he helped lead Natrona County to an undefeated season and the 2014 Class 4A State Championship. Harshman was selected to play in the 2015 Shrine Bowl on June 13, 2015, in Casper, Wyo. He was also part of Natrona County's 2012 undefeated State Championship team. His senior season, Harshman completed 55 of 85 pass attempts (64.7 percent) for 833 yards and 11 touchdowns, while throwing only three interceptions. He also rushed for 340 yards on 67 carries and scored five rushing touchdowns. On defense, Harshman was the top defensive performer on the state's top ranked defense. He recorded 58 total tackles, including 21 solo tackles with 8.0 tackles for loss, six pass breakups and seven interceptions. Natrona County led the state of Wyoming in: rushing defense, allowing only 84.6 yards per game; passing defense, giving up only 110.5 yards per game; and total defense, allowing only 195.1 yards per game. He played for his father Steve Harshman, head coach at Natrona County High School. Harshman was also recruited by Weber State.



## JOSH HARSHMAN CAREER STATISTICS


### RECEIVING

YEAR	G	REC	YARDS	AVG REC	AVG GAME	TDS	LONG
2015	11	2	39	19.5	3.4	1	26
<b>Totals</b>	<b>11</b>	<b>2</b>	<b>39</b>	<b>19.5</b>	<b>3.4</b>	<b>1</b>	<b>26</b>

## SINGLE-GAME CAREER HIGHS

**Receptions:** 1 (New Mexico 2015)  
**Yards:** 26 (New Mexico 2015)  
**Long reception:** 26 (New Mexico 2015)





# JACOB HOLLISTER

**Tight End**  
**6-4, 239, Senior**  
**Bend, Ore.**  
**(Arizona Western, Ariz.)**

88

**UW This Season:** Jacob Hollister should be one of the leading returning tight ends in the Mountain West in 2016. **2015:** Hollister proved to be one the Cowboys most reliable targets starting all 12 games for UW. He finished the season with 26 receptions for 355 yards and three touchdowns. Hollister averaged 29.6 yards receiving per game and 13.7 yards per catch. He recorded a career-high 119 yards and scored what proved to be the game-winning touchdown against UNLV in the season finale. His 119 yards was the most by a Cowboy tight end since Mike Jones in 2003. Hollister hauled in five catches for 75 yards and a touchdown against New Mexico. He also added a touchdown against Nevada on Homecoming. **2014:** Appeared in 12 games for the Cowboys making seven starts. He made 17 catches on the season for 244 yards and two touchdowns. Averaged 14.4 yards per reception and 20.3 yards receiving per game. Recorded at least two catches in his last five games of the season. He hauled in his first career touchdown pass on a 66-yard play at Fresno State. Hollister caught a season-high four passes for 75 yards at New Mexico. **Junior College:** Hollister joined the Wyoming Football program in January 2014. He comes to Wyoming with three years of eligibility remaining. He began his college career at the University of Nevada, and redshirted for the Wolf Pack in 2012. In 2013, Hollister transferred to Arizona Western Community College in Yuma, Ariz., where he switched from quarterback to tight end. He started at tight end for Arizona Western as a redshirt freshman, and had 10 receptions for 96 yards and caught one touchdown pass. He was part of an offense that averaged 35.7 points per game to rank No. 14 in the nation, and generated 401.9 yards of total offense per game to rank No. 19 in the nation in 2013. The Matadors also averaged 229.3 yards passing per game to rank No. 13 among all junior colleges in the country. He played for head coach Tom Minnick at Arizona Western. **High School:** An outstanding athlete, he played quarterback in high school at Mountain View High School in Bend, Ore., where he was named the 2011 Oregon Class 5A Player of the Year. Class 5A is the second largest classification in the state of Oregon. Hollister led Mountain View High to the 5A state championship as a senior, and was named First Team All- State. He played for head coach Steve Turner at Mountain View High. Hollister was selected the offensive player of the year for the state and for his conference as a senior. In addition to leading his team to a state championship as a senior, he also led Mountain View High to three-straight conference titles. Hollister completed 62 percent of his passes with 37 touchdowns and just three interceptions as a senior. He holds most of Mountain View's career passing records, and earned a combined nine varsity letters in football, basketball and baseball. Hollister has a twin brother, Cody, who went to Nevada and Arizona Western with him, and signed a National Letter of Intent with the University of Arkansas where he plays wide receiver. **Personal:** He is majoring in business administration at UW.



## JACOB HOLLISTER CAREER STATISTICS

### RECEIVING

YEAR	G	REC	YARDS	AVG REC	AVG GAME	TDS	LONG
2014	12	17	244	14.4	20.3	2	66
2015	12	26	355	13.7	29.6	3	64
<b>Totals</b>	<b>24</b>	<b>43</b>	<b>599</b>	<b>13.9</b>	<b>25.0</b>	<b>5</b>	<b>66</b>

## SINGLE-GAME CAREER HIGHS

**Receptions:** 5 (UNLV 2015)  
**Yards:** 119 (UNLV 2015)  
**Long reception:** 66 (Fresno State 2014)  
**TDs:** 1 five times (UNLV 2015)



# ANTONIO HULL

**Cornerback**  
**5-10, 188, Sophomore**  
**Diamond Bar, Calif.**  
**(Diamond Bar)**

# 21

**UW This Season:** Antonio Hull is one of the top returning cornerbacks for the Pokes. He enters the 2016 season having started the final nine games at cornerback as a true freshman.

**2015:** Hull was a steady contributor in the Cowboy secondary and special teams appearing in all 12 games in his true freshman season. He finished the season with 33 total tackles with 18 solo stops and 15 assisted tackles. He recorded a career-high seven tackles at San Diego State. He added six tackles for the Pokes at Utah State. He recorded a career-high two pass breakups twice doing so against Nevada and UNLV. He recovered one fumble at Air Force in a contest where he added five tackles. **High School:** Antonio Hull was ranked by 247Sports.com as a three-star recruit, the No. 77 overall recruit in the state of California and was ranked No. 51 in the state of California at the Athlete position. A very versatile athlete, his senior season he rushed for 1,278 yards on 138 carries, had six 100-yard rushing games and scored 12 rushing touchdowns. He also caught 18 passes for 235 yards and scored two receiving TDs. He completed 14 of 28 passes for 169 yards and threw three TD passes. Hull had 303 yards in kick returns, 223 yards in punt returns, scored one TD on a kickoff return, another TD on a punt return and accounted for 2,039 all-purpose yards. As a defensive back, he recorded 38 tackles, two pass breakups and one fumble recovery. He played for head coach Marcus Hughes at Diamond Bar High School. He was also recruited by Arizona State. **Personal:** He has not yet declared a major at UW.



## ANTONIO HULL CAREER STATISTICS

YEAR	G	UT	AT	TT	SACKS/ YDS	TFL/ YDS	FF	FR/ YDS	PBU	INT/ YDS
2015	12	18	15	33	0.0/0	0.0/0	0	1/0	6	0/0
<b>Totals</b>	<b>12</b>	<b>18</b>	<b>15</b>	<b>33</b>	<b>0.0/0</b>	<b>0.0/0</b>	<b>0</b>	<b>1/0</b>	<b>6</b>	<b>0/0</b>

## SINGLE-GAME CAREER HIGHS

**Solo:** 4 (San Diego State 2015)  
**Assisted:** 4 (Air Force 2015)  
**Total tackles:** 7 (San Diego State 2015)





# CHRISTIAN IRVING

**Linebacker/Nickel**  
**5-11, 208, Sophomore**  
**Fort Lauderdale, Fla.**  
**(American Heritage)**

# 12

**UW This Season:** Christian Irving had a strong spring for the Cowboys and will add depth to UW's linebacking corp. **2015:** Appeared in six contests as a true freshman playing mostly on special teams. He finished the season with one total tackle earning a stop against Eastern Michigan. **High School:** Irving was ranked as a three-star recruit by 247Sports.com. Irving made 62 tackles, was credited with 3.5 sacks, had 9.0 tackles for a loss and forced one fumble on an outstanding Class 5A team in Florida -- American Heritage High in Plantation, Fla. American Heritage finished the 2014 season capturing the 5A State Championship, winning the state title game by a score of 38-0 over Godby. American Heritage outscored its opponents in its five State Playoff games by a total of 208 to 38, and Irving's defense recorded two shutouts in the playoffs, including its shutout in the title game. Irving helped lead the Patriots to a 13-3 record. He played for head coach Mike Rumph. He was also offered scholarships by Georgia Tech and South Florida. **Personal:** He is majoring in marketing at UW.



SEASON OUTLOOK

COWBOY COACHES

THE COWBOYS

THE OPPONENTS

SEASON IN REVIEW

RECORDS & HISTORY

MOUNTAIN WEST

UW ADMINISTRATION

## CHRISTIAN IRVING CAREER STATISTICS

YEAR	G	UT	AT	TT	SACKS/ YDS	TFL/ YDS	FF	FR/ YDS	PBU	INT/ YDS
2015	6	0	1	1	0.0/0	0.0/0	0	0/0	0	0/0
<b>Totals</b>	<b>6</b>	<b>0</b>	<b>1</b>	<b>1</b>	<b>0.0/0</b>	<b>0.0/0</b>	<b>0</b>	<b>0/0</b>	<b>0</b>	<b>0/0</b>

## SINGLE-GAME CAREER HIGHS

**Assisted:** 1 (Eastern Michigan 2015)  
**Total tackles:** 1 (Eastern Michigan 2015)



# KADEN JACKSON

**Offensive Guard**  
**6-2, 294, Sophomore**  
**Kingfisher, Okla.**  
**(Kingfisher)**

# 61

**UW This Season:** Kaden Jackson will look to continue his success as the Pokes' projected starter at right guard after seeing action as a true freshman in 2015. **2015:** Appeared in 11 contests as a true freshman on the offensive line. He started two games for the Pokes and made his UW debut against Eastern Michigan. He helped pave the way for running back Brian, who was the nation's ninth leading rusher with 1,631 yards. **High School:** Kaden Jackson was named to the 2014 First Team All-State teams as an offensive lineman by both The Daily Oklahoman and the Tulsa World. Ranked by 247Sports.com as the No. 28 best recruit at all positions in the state of Oklahoma. Helped lead Kingfisher High School to the semifinals of the 2014 Class 3A State Playoffs. Kingfisher posted an 8-2 regular-season record and a 5-1 record in District 1 of Class 3A. They won their first three rounds in the state playoffs before losing to Cushing High in the State Semifinals to end the season 11-3 overall. In addition to being an All-State offensive lineman, he also played defensive line, and recorded 65 tackles and six sacks as a senior. His junior season, he helped lead Kingfisher High to the 3A State Championship while recording 74 tackles and 10 sacks. He played in 52 career games for Kingfisher High over his four-year career, and was credited with 176 career tackles and 19 career sacks. Jackson won the shot put at the Oklahoma Class 3A State Championships as a freshman and sophomore.

His junior year his high school was reclassified to Class 4A in track and field, and he placed second in state in the shot put. His career best entering his senior year was 55'8". He also threw the discus, placing seventh as a sophomore and 10th as a junior at the State Championships. His best throw is 149' 6". He played for head football coach Jeff Myers. Jackson also received scholarship offers from New Mexico, North Texas, Ohio and UTEP. **Personal:** He has not yet declared a major at UW.



## KADEN JACKSON CAREER STATISTICS

**Games Played:** 11 (11 in 2015)  
**Games Started:** 2 (2 in 2015)





# BRINKLEY JOLLY

**Offensive Tackle**  
**6-5, 273, Sophomore**  
**Liberty, Mo.**  
**(Liberty)**

# 74

**UW This Season:** Brinkley Jolly will add depth to the offensive tackle spot for the Cowboys. **2015:** Jolly appeared in one contest during the season playing against UNLV in the season finale. Made the transition from a high school tight end to offensive tackle at UW. **2014:** Redshirted. **High School:** Jolly was one of the top dual-sport athletes in the state of Missouri during his high school career at Liberty North High School in Liberty, Mo., outside Kansas City. As a tight end, Jolly earned Second Team All-State Class 4 honors in voting by the Missouri Sportswriters and Sportscasters his senior season, and was Third Team All-State Class 4 as selected by the Missouri Football Coaches Association (MFCA). He also earned Class 4 All-District 8 as a tight end from the MFCA in 2013. As a junior, Jolly earned First Team All-State Class 4 honors in basketball in voting by the Missouri Basketball Coaches Association, averaging 13.7 points and 5.7 rebounds per game. In 2013, Jolly caught 13 passes for 110 yards and scored one receiving touchdown. Over his three-year varsity career, Jolly had 38 receptions for 394 yards and scored six receiving TDs. He also played defensive end for Liberty North and was credited with 21 tackles, five tackles for loss, 2.5 sacks and forced one fumble his senior season. He led Liberty North to the 2013 state semifinals of the Class 4 state football playoffs before losing 14-26 to Helias High. The Eagles posted a 9-5 record on the season. As a sophomore, his Liberty North football squad posted a 6-5 record and advanced to the second round of the state playoffs. He became the first basketball player in Liberty North school history to score 1,000 points for his career. He helped lead Liberty North to the final four of the Missouri State Basketball Class 4 Championships both his sophomore and junior seasons. His junior season, Jolly's Liberty North team posted a 22-7 record and advanced to the State Semifinals before losing a one-point, 38-39, game to eventual State Champion Republic High. As a sophomore, his Liberty North team recorded a 19-7 record and also advanced to the state semifinals before losing to eventual state champs Soldan International Studies High. He played for head football coach Ken Clemens and head basketball coach Chris McCabe at Liberty North. Jolly also had recruiting interest from Illinois, Iowa, Iowa State and Tulsa. His cousin is 10-year NFL veteran defensive lineman Kevin Williams of the Minnesota Vikings. **Personal:** He majoring in communication at UW.



SEASON OUTLOOK

COWBOY COACHES

THE COWBOYS

THE OPPONENTS

SEASON IN REVIEW

RECORDS & HISTORY

MOUNTAIN WEST

UW ADMINISTRATION



# TIM KAMANA

**Linebacker/Nickel**  
**5-11, 213, Junior**  
**Honolulu, Hawai'i**  
**(West Point Prep)**

# 23

(Pronunciation: KOM-uh-nah)

**UW This Season:** Tim Kamana will once again be in the mix for playing time at linebacker. He finished spring camp second on the depth chart at the SAM/Nickel position. **2015:** Appeared in all 12 games for the Cowboys earning eight starts at linebacker. He made the transition from safety to linebacker making 31 tackles on the season with 16 solo stops and 15 assisted tackles. He also added one tackle for loss for four yards. He added one interception on the season along with a pass breakup. He recorded a season-high six tackles against Colorado State. Kamana recorded five tackles and a tackle for loss in the season opener against North Dakota. He recorded an interception in the season finale against UNLV returning it for five yards. He was named to the Academic All-Conference team for his work in the classroom. **2014:** Kamana played in all 12 games starting seven at safety. He finished the season with 44 total tackles with 27 solo stops and 17 assisted tackles. He also recorded two pass breakups and one interception. Made a career-high 10 tackles against San Jose State and recorded a career-high eight solo tackles against the Spartans. Kamana recorded his first career interception at New Mexico. He added pass breakups against Florida Atlantic and Boise State. **2013:** Redshirted. **High School:** Kamana was a mid-year signee for the Wyoming Cowboys, who enrolled at UW in January 2013. He came to Wyoming from the U.S. Military Academy Preparatory School at West Point. Kamana spent the 2012 fall semester at West Point Prep after graduating from Punahou High School in Honolulu, Hawai'i, in the spring of 2012. In his senior season of 2011, he earned Third Team All-State honors as a safety and First Team All-Interscholastic League of Honolulu (ILH) accolades. As a team captain, he helped lead Punahou High to an 11-3 record and an appearance in the state championship game where Punahou High finished as the state runner-up. He captained his high school track and field team his sophomore, junior and senior years. His high school track and field team won the state team titles his sophomore and junior seasons and placed third his senior year. As a sophomore, he was part of the 4-by-400 and 4-by-100-meter state championship relay teams. The 4-by-100 team set a state record. As a junior, he once again was a member of the state champion 4-by-400-meter relay squad, and he placed fourth in state in the 200 meters. As a senior, he was part of the state championship 4-by-400-meter relay team. He played for head football coach Kale Ane. **Personal:** Born Aug. 15, 1994, he is one of four children of Heidi and Carter Kamana. His father, Carter, played football at Michigan State. His grandfather, John Kamana Jr., and uncle, John Kamana III, both played football at USC. Coming out of high school, Kamana was also recruited by Army and Hawai'i. He is majoring in finance at UW.




## TIM KAMANA CAREER STATISTICS

YEAR	G	UT	AT	TT	SACKS/ YDS	TFL/ YDS	FF	FR/ YDS	PBU	INT/ YDS
2014	12	27	17	44	0.0/0	0.0/0	0	0/0	1	1/0
2015	12	16	15	31	0.0/0	1.0/4	0	0/0	1	1/5
<b>Totals</b>	<b>24</b>	<b>43</b>	<b>32</b>	<b>75</b>	<b>0.0/0</b>	<b>1.0/4</b>	<b>0</b>	<b>0/0</b>	<b>2</b>	<b>2/5</b>

## SINGLE-GAME CAREER HIGHS

Solo: 8 (San José State 2014)  
Assisted: 4 (Michigan State 2014)  
Total tackles: 10 (San José State 2014)  
Passes broken up: 1 (Florida Atlantic 2014)  
Interceptions: 1 (UNLV 2015)





# MATT LIST

**Fullback**  
**5-11, 240, Sophomore**  
**Colorado Springs, Colo.**  
**(Pine Creek)**

# 47

**UW This Season:** Matt List is one of three returning fullbacks for the Cowboys. He will add depth a toughness to the fullback position. **2015:** Appeared in three contests for the Pokes during his redshirt freshman season playing mostly special teams. Played against Colorado State, San Diego State and UNLV. **2014:** Redshirted. **High School:** List was part of a great three-year run in which his Pine Creek team finished in the title game twice, winning the Colorado state crown as a senior. He was an All-Colorado selection, First Team All-State, First Team All-City and team MVP as a senior. Pine Creek went 13-1 en route to the state title in 2013. He posted 112 tackles, 3.5 sacks, two interceptions and had 316 yards and four scores on offense as a senior. He totaled 280 tackles in three seasons of action. **Personal:** Born Jan. 6, 1995, he is the son of Jeff and Karen List. He has three siblings: Dan, Emma and Joe. His father Jeff played soccer at Gordon College, while his mother Karen played basketball at Gordon. He received recruiting interest from Northern Colorado, Colorado and Colorado State. He majoring in communication at UW.



SEASON OUTLOOK

COWBOY COACHES

THE COWBOYS

THE OPPONENTS

SEASON IN REVIEW

RECORDS & HISTORY

MOUNTAIN WEST

UW ADMINISTRATION




# ANTHONY MAKRANSKY

**Strong Safety**  
**5-10, 184, Sophomore**  
**Friendswood, Texas**  
**(Friendswood)**

# 19

(Pronunciation: muh-KRAN-skee)

**UW This Season:** Anthony Makranksy moved to strong safety during spring camp and was second on the depth chart after drills. **2015:** Makranksy appeared in eight games at cornerback for the Pokes earning two starts. In his first career start against North Dakota, he recorded a career-high eight tackles. He finished the season with 10 total tackles with six solo stops and four assisted tackles. He also added tackles against Colorado State and San Diego State. He was named to the Academic All-Conference team for his work in the classroom. **2014:** Redshirted. **High School:** Makranksy was a three-year letterwinner at Friendswood High School in Friendswood, Texas. He helped his team to a 9-3 record as a senior earning All-District honors. He finished his senior season with three interceptions. **Personal:** Born on Dec. 28, 1995, he is the son of Anthony and Annette. He has one brother Andrew. He is majoring in finance at Wyoming.



## ANTHONY MAKRANSKY CAREER STATISTICS

YEAR	G	UT	AT	TT	SACKS/ YDS	TFL/ YDS	FF	FR/ YDS	PBU	INT/ YDS
2015	8	6	4	10	0.0/0	1.0/3	0	0/0	1	0/0
<b>Totals</b>	<b>8</b>	<b>6</b>	<b>4</b>	<b>10</b>	<b>0.0/0</b>	<b>1.0/3</b>	<b>0</b>	<b>0/0</b>	<b>1</b>	<b>0/0</b>

## SINGLE-GAME CAREER HIGHS

**Solo:** 4 (North Dakota 2015)  
**Assisted:** 4 (North Dakota 2015)  
**Total tackles:** 8 (North Dakota 2015)





# SIDNEY MALAUULU

**Nose Tackle**  
**6-3, 301, Sophomore**  
**Seoul, South Korea**  
**(Buena, Ariz.)**

# 96

**Pronunciation:** mal-uh-OO-loo

**UW This Season:** Sidney Malauulu, while only a sophomore, will be one of the Cowboys most experienced interior defensive lineman, along with Chase Appleby and Conner Cain. Due to an injury he missed spring drills, but should be back at full strength for fall camp. **2015:** Appeared in all 12 contests with six starts. He finished the season, including 19 total tackles with nine solo stops and 10 assisted tackles. He also added a half a tackle for loss for one yard. Malauulu recorded a career-high four tackles at Utah State. He recorded three tackles at Boise State, at San Diego State and in the season finale against UNLV. **2014:** Redshirted. **High School:** Malauulu played his senior year of high school football at Buena High School in Sierra Vista, Ariz. Malauulu and his family were living in Korea prior to the winter of 2012 as his father was stationed there. They moved to Arizona the winter prior to Malauulu's senior year of high school. As a senior, Malauulu recorded 49 tackles (27 solo tackles and 22 assists) as a defensive tackle. He added nine tackles for loss and two sacks. Despite playing only one season of high school football in Arizona, Malauulu was selected All-Southern Arizona by the TucsonCitizen.com. Buena High posted a 6-5 record and advanced to the first round of the 2013 Arizona Division II state playoffs, before losing in the first round. Malauulu played for head coach Ryan Scherling at Buena High School. He was originally recruited by new Wyoming head coach Craig Bohl and his staff when they were still at North Dakota State. **Personal:** Born on July 30, 1996, he is the son of Rodney and Christina. He has six sisters. He had three uncles who played football at Utah and another cousin who played at California. He is a criminal justice major at UW.



## SIDNEY MALAUULU CAREER STATISTICS

YEAR	G	UT	AT	TT	SACKS/ YDS	TFL/ YDS	FF	FR/ YDS	PBU	INT/ YDS
2015	12	9	10	19	0.0/0	0.5/1	0	0/0	0	0/0
<b>Totals</b>	<b>12</b>	<b>9</b>	<b>10</b>	<b>19</b>	<b>0.0/0</b>	<b>0.5/1</b>	<b>0</b>	<b>0/0</b>	<b>0</b>	<b>0/0</b>

## SINGLE-GAME CAREER HIGHS

**Solo:** 3 (Boise State 2015)  
**Assisted:** 3 (Utah State 2015)  
**Total tackles:** 4 (Utah State 2015)

SEASON OUTLOOK

COWBOY COACHES

THE COWBOYS


THE OPPONENTS

SEASON IN REVIEW

RECORDS & HISTORY

MOUNTAIN WEST

UW ADMINISTRATION



# JUSTIN MARTIN

**Kicker/Punter**  
**5-10, 187, Senior**  
**Oakdale, Calif.**  
**(Oakdale)**

# 39

**UW This Season:** Justin Martin is a versatile member of Wyoming's special teams. He has served as a kick-off specialist and back-up punter during his college career. He will compete for kickoff duties for the Pokes in 2016. **2015:** Did not record any statistics. **2014:** Redshirted. **2013:** Martin played in five games as the kickoff specialist. He had 25 kicks for 1,504 yards for an average of 60.2 yards. He tallied 12 touchbacks. **2012:** Martin became a special-teams weapon for the Pokes in 2012, as the kickoff specialist pinned teams deep early and often. Over 59 kickoffs, he averaged nearly 61 yards per boot. The average starting field position for opponents after Martin's kicks was the 26-yard line. He tallied 26 touchbacks. While earning his first letter, Martin was named to the Academic All-Mountain West team for keeping a 3.0 GPA. **High School:** Martin played three sports for Oakdale High, lettering in football, baseball and basketball. His baseball team earned a state crown three times, and the football team advanced to the finals in his junior and senior season. He was named All-League and All-District two times in his high school football career. Martin also was an AP Scholar in 2011-12 and was earned the Mustang of the Year award in 2012 from Oakdale High. **Personal:** Born Jan. 28, 1994, he is the son of Bret and Cheri Martin. He has one sibling, Garrett. He is majoring in animal and vet science at UW.




## CAREER STATISTICS

### KICKING

YEAR	G	KICKOFFS	YARDS	AVG KICK	TOUCHBACKS
2012	12	59	3,575	60.6	26
2013	5	25	1,504	60.1	12
2014	Redshirted				
2015	0	0	0	0	0
<b>Totals</b>	<b>17</b>	<b>84</b>	<b>5,079</b>	<b>60.5</b>	<b>38</b>





# JAKE MAULHARDT

**Wide Receiver**  
**6-6, 230, Senior**  
**Camarillo, Calif.**  
**(Camarillo)**

**83**

**UW This Season:** Jake Maulhardt had a great spring finishing as the top X receiver on the final depth chart. He looks to build off a strong junior season. **2015:** Appeared in all 12 contests with 10 starts as one of the Pokes' most valuable targets. Maulhardt was named Third team All-Mountain West by Phil Steele. He finished the season with 57 catches for 653 yards with a team-high eight touchdowns. He ranked second in the Mountain West and No. 37 in the nation in receiving touchdowns. He led the Pokes in receptions and ranked second in receiving yards. He ranked sixth in the MW in receptions at 4.75 per contest and seventh in receiving yards per game at 54.4. He had a career game at Washington State with 10 catches for 113 yards. He recorded 107 yards on five receptions at San Diego State. Maulhardt hauled in a career-high two touchdowns twice at Air Force and at Utah State. He recorded a touchdown reception in four-straight contests (Air Force, Nevada, Boise State, Utah State). **2014:** Appeared in all 12 games with five starts. He finished the season with 21 catches for 274 yards and one touchdown. Maulhardt averaged 13 yards per reception and 22.8 receiving yards per game. He grabbed a season-high six receptions for a season-high 89 yards against Utah State. During the game against the Aggies, he recorded a career-best 53-yard reception. He hauled in his only touchdown of the season at Fresno State, which was a 16-yard reception. **2013:** Maulhardt made his way into the UW offense as a redshirt freshman, with nine catches for 76 yards and a TD. He caught his first career score against San José State. He played in 11 games at receiver. **2012:** Redshirted. **High School:** Maulhardt was a four-sport athlete at Camarillo High, lettering in football, basketball, track and volleyball. As a senior, he was the football team MVP, and earned All-CIF and All-League honors as a receiver. He tallied 119 catches for 1,700 yards and 15 TDs as a senior. He was a Scholar-Athlete, earning a 3.5 GPA his last season. **Personal:** Born Nov. 24, 1993, he is the son of Tim and Shannon Maulhardt. He has four siblings: Joe, Jack, Jason and Jeff. He is pursuing a degree in communications at UW.



SEASON OUTLOOK

COWBOY COACHES

THE COWBOYS

THE OPPONENTS

SEASON IN REVIEW

RECORDS & HISTORY

MOUNTAIN WEST

UW ADMINISTRATION

## JAKE MAULHARDT CAREER STATISTICS

### RECEIVING

YEAR	G	REC	YARDS	AVG REC	AVG GAME	TDS	LONG
2013	11	9	76	8.4	6.9	1	14
2014	12	21	274	13.0	22.8	1	53
2015	12	57	653	11.5	54.4	8	42
<b>Totals</b>	<b>35</b>	<b>87</b>	<b>1003</b>	<b>11.5</b>	<b>28.7</b>	<b>10</b>	<b>53</b>

## SINGLE-GAME CAREER HIGHS

**Receptions:** 10 (Washington St. 2015)

**Yards:** 113 (Washington St. 2015)

**Long reception:** 53 (Colorado State 2014)

**TDs:** 2 Twice Last (Utah State 2015)



# D.J. MAY

**Linebacker/Nickel**  
**5-11, 216, Senior**  
**Federal Way, Wash.**  
**(Federal Way)**

# 7

**UW This Season:** D.J. May made an excellent transition from running back, which he played his first two seasons at Wyoming, to the strong-side linebacker/nickel position last year. He also provides Wyoming with an outstanding threat as a kick returner. **2015:** Appeared in 11 games with 10 starts for the Cowboys in his first season on the defensive side of the ball. He was named Third Team All-Mountain West as a return specialist by Phil Steele. He finished the season with 69 tackles ranking fourth on the team. He recorded 42 solo tackles and 27 assisted tackles. He also added 4.5 tackles for loss for 22 yards with one sack for 18 yards. May led the team with 10 pass breakups. He recorded a pass breakup in six straight contests. May was also the Cowboys top kickoff returner with 24 returns for 630 yards averaging 26.2 yards per return. May ranked fourth in the MW and No. 24 in the nation in kick return yards. He recorded a season-best 49 -yard return against Appalachian State. He also added a 47-yard return against North Dakota. May recorded a career-high 14 tackles at Boise State in a contest where he also added a tackle for loss. He recorded nine tackles with 1.5 tackles for loss and one sack against Nevada. His sack helped the Cowboys seal the win over the Wolf Pack. He finished the season with eight tackles against San Diego State and UNLV. **2014:** Appeared in six games for the Cowboys before suffering a season-ending injury. Rushed 56 times for 260 yards averaging 4.6 yards per carry and 43.3 yards per game. May had 101 yards receiving against Oregon and also added 42 rushing yards and a 68 yard kick return against the Ducks for 211 all-purpose yards. He rushed for 96 yards on 13 carries against Montana including a 58-yard touchdown run. He rushed for 71 yards on 15 carries and added a touchdown against Florida Atlantic. **2013:** Redshirted due to injury. **2012:** Though just a freshman, May was part of a deep rotation in the Cowboy backfield for much of the season. He played in 11 of UW's 12 games, gaining 374 yards to lead all Pokes. He averaged nearly five yards per carry and scored one touchdown. He had two games in which he eclipsed the 90-yard mark, against Air Force (94) and San Diego State with 90. He led UW in net yards, average per rush and average per game with 34 yards. **High School:** May earned First Team Associated Press Class 4A All-State honors as a defensive back his senior season. Class 4A is the largest classification in the state of Washington. May was named a First Team All-South Puget Sound League (SPSL) South Division running back and Second Team defensive back. He was named the SPSL Co-Offensive Back of the Year. He earned All-Area honors from The Tacoma News Tribune. May rushed for 1,320 yards on 139 attempts, scored 18 rushing touchdowns, one receiving TD and returned two interceptions for touchdowns. He also caught 13 passes for 140 yards. He was elected a team captain as a senior and helped lead Federal Way High to an 11-1 record in 2011 and the second round of the state playoffs. As a junior he earned First Team SPSL All-Conference as a running back, and was named to the Federal Way Mirror All-City Team. He rushed for 1,310 yards as a junior, had 1,867 all-purpose yards and scored 14 touchdowns. An outstanding track and field athlete, May placed 10th in the state as a junior in the long jump, fourth in the 4-by-400-meter relay and eighth in the 4-by-100-meter relay. As a freshman, he was a Junior Olympic National Qualifier in the long jump and placed 10th in the state in the triple jump. He played for head football coach John Meagher. **Personal:** Born Oct. 17, 1993, he is the son of Melissa Glatt and Lanell Jackson. His step father is Andy Glatt. He has five brothers - Christian, Devon, Diego, Jaden and Dylan. He was also recruited by Idaho. He is pursuing a degree in communication at UW.



## D.J. MAY CAREER STATISTICS

YEAR	G	UT	AT	TT	SACKS/ YDS	TFL/ YDS	FF	FR/ YDS	PBU	INT/ YDS
2015	11	42	27	69	1.0/18	4.5/22	0	1/0	10	0/0
<b>Totals</b>	<b>11</b>	<b>42</b>	<b>27</b>	<b>69</b>	<b>1.0/18</b>	<b>4.5/22</b>	<b>1</b>	<b>1/0</b>	<b>10</b>	<b>0/0</b>

## SINGLE-GAME CAREER HIGHS

**Solo:** 7 (Boise State 2015)  
**Assisted:** 7 (Boise State 2015)  
**Total tackles:** 14 (Boise State 2015)  
**Sack:** 1 (Nevada)





# TYREE MAYFIELD

**Tight End**  
**6-3, 237, Sophomore**  
**St. Joseph, Mo.**  
**(Central)**

# 85

(Pronunciation: TIE-ree)

**UW This Season:** Tyree Mayfield gained valuable experience last season as a redshirt freshman. He and fellow sophomore Josh Harshman will team with senior Jacob Hollister to form a strong tight end unit. **2015:** Appeared in all 12 games for the Cowboys. He finished the season with four receptions for 21 yards with one touchdown. He recorded his first career touchdown in the season opener against North Dakota on a career-long catch of 12 yards. He hauled in a career-high two catches at San Diego State. Also recorded one catch for five yards in the season finale against UNLV. **2014:** Redshirted. **High School:** Mayfield earned First Team Class 5 All-State honors as a junior tight end in 2012 from the Missouri Sportswriters and Sportscasters. Despite suffering from a nagging injury his senior season of 2013, he was named Third Team Class 5 All-State as a tight end in voting by the Missouri Football Coaches Association (MFCA). He also earned All-District 7 honors as a defensive end in 2013 from the MFCA. His senior season, Mayfield caught 27 passes, with eight of those being touchdown receptions. He also was credited with 28 tackles, seven tackles for loss, four sacks and one interception as a defensive end, and he served as his team's place-kicker and punter. His St. Joseph Central Indians posted a 6-5 record and advanced to the second round of the Class 5 state playoffs in 2013 with a victory over Oak Park (47-0) in the first round before losing to Staley (6-38) in the second round. Mayfield's junior season of 2012, St. Joseph Central also posted a 6-5 record and advanced to the second round of state, defeating Park Hill 39-0 in the first round and losing to Staley 27-48 in the second round. He played for head coach Jeff Wallace. Mayfield was also recruited by Toledo. **Personal:** He majoring in communication at UW.

## TYREE MAYFIELD CAREER STATISTICS

### RECEIVING

YEAR	G	REC	YARDS	AVG REC	AVG GAME	TDS	LONG
2015	12	4	21	5.2	1.8	1	12
<b>Totals</b>	<b>12</b>	<b>4</b>	<b>21</b>	<b>5.2</b>	<b>1.8</b>	<b>1</b>	<b>12</b>

## SINGLE-GAME CAREER HIGHS

**Receptions:** 2 (San Diego State 2015)  
**Yards:** 12 (North Dakota 2015)  
**Long reception:** 12 (North Dakota 2015)  
**TDs:** 1 (North Dakota 2015)



SEASON OUTLOOK

COWBOY COACHES

THE COWBOYS


THE OPPONENTS

SEASON IN REVIEW

RECORDS & HISTORY

MOUNTAIN WEST

UW ADMINISTRATION



# DEVIN MCKENNA

**Linebacker**

**6-2, 228, Senior**

**Millstone, N.J.**

**(Sacred Heart University, Conn.)**

# 44

**UW This Season:** Devin McKenna will join returning starter Lucas Wacha and back-up Eric Nzeocha at the middle linebacker position in 2016, giving the Cowboys a trio of three seniors at the MIKE linebacker spot. **2015:** Appeared in four games before suffering a season-ending injury. Recorded six tackles with one solo stop and five assisted tackles. McKenna recorded a career-high three tackles against Eastern Michigan. In the season opener against North Dakota, he recorded two tackles and added a half tackle for loss. **2014:** Redshirted. **2013:** Was a member of the Cowboy football team, but did not appear in any contests. **Prior to UW:** Played one season at Sacred Heart University in Connecticut. **High School:** McKenna was a First Team All-State selection, along with being named to the All-South New Jersey team, All-Area, All-Conference and a team captain as a senior at Notre Dame High School in New Jersey. His Notre Dame High teams won the conference championship three of four years during his playing career. As a junior, he led the state in tackles with 162 stops. He was an honor roll student all four years of school, earned a National Service Award and was a National Honor Society member. **Personal:** Born Feb. 5, 1993, he is the son of Andrew and Diane McKenna. His brother Shane played football at the University of Delaware. He was recruited by Rutgers, Temple, Navy and Monmouth. He is pursuing a master's in accounting at UW.



## DEVIN MCKENNA CAREER STATISTICS

YEAR	G	UT	AT	TT	SACKS/ YDS	TFL/ YDS	FF	FR/ YDS	PBU	INT/ YDS
2013	Did Not Record Any Statistics									
2015	4	1	5	6	0.0/0	0.5/2	0	0/0	0	0/0
<b>Totals</b>	<b>4</b>	<b>1</b>	<b>5</b>	<b>6</b>	<b>0.0/0</b>	<b>0.5/2</b>	<b>0</b>	<b>0/0</b>	<b>0</b>	<b>0/0</b>


## SINGLE-GAME CAREER HIGHS

**Solo:** 1 (Eastern Michigan 2015)

**Assisted:** 2 Twice (Last vs. North Dakota 2015)

**Total tackles:** 3 (Eastern Michigan 2015)





# ERIC NZEOCHA

**Linebacker**  
**6-3, 231, Senior**  
**Neusitz, Germany**  
**(FOS Ansbach)**

# 11

**Pronunciation:** en-ZAH-chuh (Rhymes with GOTCHA)

**UW This Season:** Eric Nzeocha made a successful transition from tight end to middle linebacker a year ago. He will enter his senior season having played in 35 career games and started five. He finished spring drills second on the depth chart at middle linebacker behind fellow senior Lucas Wachua. Nzeocha is also a valuable special teams performer. **2015:** Appeared in 11 games and started five games in his first season at middle linebacker. He finished the season with 35 total tackles with 20 solo stops and 15 assisted tackles. He also added one tackle for loss. Nzeocha recorded one forced fumble on the season in the Cowboys' win over Nevada. He added a pass breakup in that contest. Nzeocha made a career-high eight tackles against North Dakota and Air Force. He was credited with a career-high six solo tackles at Washington State. Nzeocha also added six tackles against Eastern Michigan. He was named to the Academic All-Conference team for the third time in his career. **2014:** Nzeocha appeared in all 12 games for the Cowboys at tight end. He finished the season with eight catches for 65 yards. Nzeocha recorded two receptions for 22 yards against New Mexico, with both being career highs. He also recorded the longest reception of his career of 16 yards against the Lobos. He was once again named Academic All-Conference. **2013:** Nzeocha played in 11 games on special teams for the Cowboys. He was named to the Academic All-Conference team for the first time in his Wyoming career. **2012:** Redshirted. **High School:** Nzeocha played for the Franken Knights Youth Team, a club team in Neusitz, Germany. He also was selected to play on the Junior National Team by the Bavarian Football Association. Nzeocha was part of a German Junior National Team that placed fourth in the U19 European Championship in Spain. Nzeocha had one more year of eligibility available to him to play for the Franken Youth Team, but he chose to bypass his final year of youth football to sign with Wyoming. **Personal:** Born April 1, 1993, he is the son of Antonie Petersen and Chris Nzeocha. He has three older brothers; Steve, Paul and Mark. Mark was a linebacker for Wyoming from 2011 to 2014 and was drafted by the Dallas Cowboys in the 2015 NFL Draft. He is currently in his second season as a member of the Dallas Cowboys. Eric has earned his bachelor's degree in business administration and is currently pursuing a finance degree at UW.



## ERIC NZEOCHA CAREER STATISTICS

YEAR	G	UT	AT	TT	SACKS/ YDS	TFL/ YDS	FF	FR/ YDS	PBU	INT/ YDS
2015	11	20	15	35	0.0/0	1.0/1	0	0/0	0	0/0
<b>Totals</b>	<b>11</b>	<b>20</b>	<b>15</b>	<b>35</b>	<b>0.0/0</b>	<b>1.0/1</b>	<b>0</b>	<b>0/0</b>	<b>0</b>	<b>0/0</b>

## SINGLE-GAME CAREER HIGHS

**Solo:** 6 (Washington St. 2015)  
**Assisted:** 6 (North Dakota 2015)  
**Total tackles:** 8 (Air Force 2015)

SEASON OUTLOOK

COWBOY COACHES

THE COWBOYS

THE OPPONENTS

SEASON IN REVIEW

RECORDS & HISTORY

MOUNTAIN WEST

UW ADMINISTRATION



# KELLEN OVERSTREET

**Running Back**  
**5-11, 196, Sophomore**  
**Hamilton, Mo.**  
**(Penney)**

# 29

**UW This Season:** Kellen Overstreet was an effective running back as a true freshman, averaging 5.2 yards per carry as a back-up to Brian Hill. Overstreet will likely redshirt the 2016 season as he recovers from offseason surgery.

**2015:** Overstreet made an immediate impact in the backfield and on special teams during his freshman season. He appeared in all 12 games for the Pokes. He rushed for 84 yards on 16 carries with one touchdown. Overstreet hauled in three passes for 33 yards. He averaged 5.2 yards per carry on the season. He also returned two kickoffs for 51 yards. Overstreet had a big day against Nevada, as he rushed for 27 yards on eight carries with a touchdown. He also had two catches for 22 yards with a career-high 21-yard reception against the Wolf Pack. His first career touchdown came against New Mexico grabbing an 11-yard reception. He was named to the Academic All-Conference team as a freshman.

**High School:** Kellen Overstreet was named to the 2015 Parade All-American First Team. He is the first University of Wyoming recruit in history to be named to the Parade All-American Team. Overstreet was one of only three running backs and one of only 27 high school football players in the nation named to the team. He was also named to the 2014 MaxPreps Small Schools All-America Team. Overstreet was rated a three-star recruit and ranked as the 18th top recruit in the state of Missouri by 247Sports.com. ESPN.com also rated him a three-star recruit and the No. 22 overall recruit in the state of Missouri. He ranked No. 2 in the nation in rushing yards in 2014, with 4,259 yards on 401 carries. His 4,259 rushing yards ranked as the fourth best all-time single-season total in national high school football history and set a state of Missouri single-season record. Overstreet also fell just one touchdown shy of tying the national record of 71 touchdowns in a single season. His 70 touchdowns in 2014 set a Missouri state single-season record. He led the nation in scoring (426 points) in 2014, rushing for 65 touchdowns, catching four TD passes and returning one kickoff for a TD, as well as scoring three, two-point conversions. He set a new career rushing record for the state of Missouri, concluding his four-year career with 9,475 career rushing yards on 955 rushing attempts, and he scored 135 rushing touchdowns and 168 total touchdowns during his four seasons of high school. He rushed for 3,327 yards as a junior, 1,070 as a sophomore and 819 as a freshman. Overstreet was a unanimous selection to the 2014 Class 1 All-State Team by the Missouri Football Coaches Association, who also named him the Class 1 Offensive Player of the Year. He was named to the First Team Class 1 All-State Team by the Missouri Sportswriters and Sportscasters, and was also selected to the 2014 American Family Insurance All-USA Missouri Football Team. Overstreet helped lead Penney High to an 11-3 record and the Semifinals of the 2014 Class 1 State Playoffs. He played for head football coach Dave Fairchild. Overstreet was also recruited by Air Force, Boston College, North Dakota State and Tulsa.

**Personal:** Kinesiology and health promotion.



## KELLEN OVERSTREET CAREER STATISTICS

YEAR	G	ATT	RUSHING		TDS	LONG	AVG GAME
			NET YARDS	AVG ATT.			
2015	12	16	84	5.2	1	16	7.0
<b>Totals</b>	<b>12</b>	<b>16</b>	<b>84</b>	<b>5.2</b>	<b>1</b>	<b>16</b>	<b>7.0</b>

## SINGLE-GAME CAREER HIGHS

**Attempts:** 8 (Nevada 2015)  
**Yards:** 31 (Colorado State 2015)  
**Long rush:** 21 (Nevada 2015)  
**Rushing Touchdowns:** 1 (Nevada 2015)





# JOSEPH PARKER

**Wide Receiver**  
**5-10, 185, Sophomore**  
**Castle Rock, Colo.**  
**(Cherry Creek)**

3

**UW This Season:** Joseph Parker finished spring football second on the depth chart at Z receiver behind senior Tanner Gentry. Parker will look to build on the experience he gained playing as a true freshman last season. **2015:** Parker appeared in all 12 games at wide receiver during his freshman season. He caught seven passes for 68 yards during the season, and averaged 9.7 yards per catch. He recorded one catch in seven different games, versus: North Dakota, Washington State, Appalachian State, Air Force, Boise State, Utah State and UNLV. His 16-yard reception at Utah State was a career-high. **High School:** Parker was named Second Team All-State Class 5A as a senior as presented by the Colorado High School Activities Association (CHSAANow.com), ColoradoPreps.com and MaxPreps.com. The team was selected by Colorado high school coaches. He was also an Honorable Mention All-State Class 5A selection by The Denver Post. Class 5A is the largest classification in the state of Colorado. He was ranked as the 14th best overall recruit in the state of Colorado by 247Sports.com. Parker led Cherry Creek High in receptions (45), receiving yards (715) and touchdown receptions (5) in 2014. He also had eight rushing attempts for 140 yards, and returned punts. In the 2014 Class 5A State Championship Game, Parker made two critical plays as Cherry Creek captured a 25-24 victory over defending state champion Valor Christian. With his Cherry Creek Bruins trailing 17-10, Parker caught a 53-yard pass that put the Bruins on the six-yard line and led to a game-tying touchdown two plays later. After his Cherry Creek team fell behind by a score of 24-17, Parker again made a key play rushing 29 yards on a reverse to set up the Bruins inside Valor Christian's 30-yard line. Cherry Creek went on to score a touchdown and successfully converted a two-point conversion to win the state title 25-24. In addition to football, Parker ran track and qualified for the 2014 5A State Championships in the 100-meter dash. Parker played for head coach Dave Logan at Cherry Creek High School. Former Wyoming Cowboy linebacker Guy Tuell also served as an assistant coach for that Cherry Creek High team. **Personal:** Born on July 24, 1996, Parker is majoring in business at UW.



## JOSEPH PARKER CAREER STATISTICS

### RECEIVING

YEAR	G	REC	YARDS	AVG REC	AVG GAME	TDS	LONG
2015	12	7	68	9.7	5.7	0	16
<b>Totals</b>	<b>12</b>	<b>7</b>	<b>68</b>	<b>9.7</b>	<b>5.7</b>	<b>0</b>	<b>16</b>

## SINGLE-GAME CAREER HIGHS

**Receptions:** 1 seven Times (last vs UNLV 2015)  
**Yards:** 16 (Utah State 2015)  
**Long reception:** 16 (Utah State 2015)  
**TDs:** None

SEASON OUTLOOK

COWBOY COACHES

THE COWBOYS


THE OPPONENTS

SEASON IN REVIEW

RECORDS & HISTORY

MOUNTAIN WEST

UW ADMINISTRATION



# ADAM PILAPIL

**Linebacker**  
**6-1, 203, Sophomore**  
**Torrance, Calif.**  
**(Loyola)**

# 32

**Pronunciation:** PILL-uh-PILL

**UW This Season:** Adam Pilapil moved to weak-side linebacker in the spring of 2016 after playing safety as a redshirt freshman in 2015. Pilapil was also a significant contributor on special teams in 2015. Following the conclusion of 2016 spring practice, he was listed No. 2 on the depth chart at weak-side linebacker. **2015:** Pilapil appeared in 11 contests with one start during his redshirt freshman season. His start came in the second game of the season versus Eastern Michigan. He recorded 13 total tackles with five solo stops and eight assisted tackles. Pilapil was credited with a career-high seven tackles against Eastern Michigan. He recorded three tackles against Utah State. He was named to the Academic All-Conference team for the first time in his college career. **2014:** Redshirted. **High School:** A graduate of Loyola High School in California, he played with fellow Cowboy Nico Evans in high school. **Personal:** Pilapil is majoring in communication at UW.

## ADAM PILAPIL CAREER STATISTICS

YEAR	G	UT	AT	TT	SACKS/ YDS	TFL/ YDS	FF	FR/ YDS	PBU	INT/ YDS
2015	11	5	8	13	0.0/0	0.0/0	0	0/0	0	0/0
<b>Totals</b>	<b>11</b>	<b>5</b>	<b>8</b>	<b>13</b>	<b>0.0/0</b>	<b>0.0/0</b>	<b>0</b>	<b>0/0</b>	<b>0</b>	<b>0/0</b>



## SINGLE-GAME CAREER HIGHS

**Solo:** 6 (Washington St. 2015)  
**Assisted:** 6 (North Dakota 2015)  
**Total tackles:** 8 (Air Force 2015)





# CHAVEZ POWNELL JR.

**Free Safety**  
**5-11, 198, Sophomore**  
**Tampa, Fla.**  
**(Jefferson)**

# 31

**Pronunciation:** pow-NELL (Just like it looks)

**UW This Season:** Chavez Pownell Jr. was one of several young defensive backs who played their first seasons for the Cowboys in 2015. He contributed on several special teams during his redshirt freshman season a year ago, and finished 2016 spring drills second on the depth chart at free safety. **2015:** Pownell appeared in 11 games with one start, in the season opener versus North Dakota, during his redshirt freshman season. He recorded 18 total tackles with 10 solo stops and eight assisted tackles. Pownell recorded a career-high 16 tackles in his season-opening start against North Dakota. He also recorded tackles at San Diego State and in the season finale against UNLV. **2014:** Redshirted.

**High School:** Pownell played defensive back and wide receiver at Jefferson High School in Tampa, Fla.. He earned Honorable Mention All-State Class 6A honors as a wide receiver his senior year in voting by Florida newspaper editors and reporters. There are eight classifications in the state of Florida, with Class 8A being the largest and 1A the smallest. His senior season, Pownell was credited with 64 total tackles (41 solo tackles and 23 assists). He also intercepted five passes, broke up another six passes, recovered one fumble, recorded three tackles for loss and had one sack. He caught 38 passes for 809 yards and scored six receiving touchdowns. He also had 11 rushing attempts for 110 yards. For his career, he made 134 tackles (76 solo tackles and 58 assists). Pownell helped lead Jefferson High to a 10-2 record and the second round of the 2013 Florida Class 6A playoffs. Jefferson High defeated Largo High 25-17 in the first round of the state playoffs before losing to Armwood, 48-52, in the second round. He played for head coach Jeremy Earle at Jefferson High School. Pownell was also recruited by Central Florida and Cincinnati. **Personal:** He is majoring in social science at UW.



## CHAVEZ POWNELL JR. CAREER STATISTICS

YEAR	G	UT	AT	TT	SACKS/ YDS	TFL/ YDS	FF	FR/ YDS	PBU	INT/ YDS
2015	11	10	8	18	0.0/0	0.0/0	0	0/0	0	0/0
<b>Totals</b>	<b>11</b>	<b>10</b>	<b>8</b>	<b>18</b>	<b>0.0/0</b>	<b>0.0/0</b>	<b>0</b>	<b>0/0</b>	<b>0</b>	<b>0/0</b>

## SINGLE-GAME CAREER HIGHS

**Solo:** 9 (North Dakota 2015)  
**Assisted:** 7 (North Dakota 2015)  
**Total tackles:** 16 (North Dakota 2015)

SEASON OUTLOOK

COWBOY COACHES

THE COWBOYS

THE OPPONENTS

SEASON IN REVIEW

RECORDS & HISTORY

MOUNTAIN WEST

UW ADMINISTRATION




# JAMES PRICE

**Wide Receiver**  
**6-2, 208, Sophomore**  
**Camas, Wash.**  
**(Camas)**

# 80

**UW This Season:** James Price will look to build on a productive true freshman season a year ago. He ranked fourth on the Cowboy team in receiving yards (143) and fifth in receptions (12) in 2015. Price concluded his true freshman season catching at least one pass in the final four consecutive games of 2015. He had multiple receptions in five of the 12 games he played as a freshman. **2015:** Price appeared in all 12 games for the Pokes with four starts during his freshman season. He finished the season with 12 catches for 143 yards and one touchdown. Price averaged 11.9 yards per catch on the season. He recorded a career-high three catches against Colorado State and a career-high 44 yards on two receptions with a touchdown in the season finale against UNLV. **High School:** Price earned First Team All-State Class 4A from the Associated Press in 2014. Class 4A is the largest classification in the state of Washington. He was ranked as the No. 24 overall recruit in the state of Washington by 247Sports.com. Price had 76 receptions for 1,255 yards, scored 12 receiving touchdowns and averaged 16.5 yards per catch as a senior in 2014. He was also named the Regional Player of the Year as a wide receiver, the Offensive Player of the Year for the Greater St. Helens League (GSHL) and, in addition, was named First Team All-Conference as a defensive back. As a senior captain, he helped lead Camas High School to a 10-1 overall record, a 6-0 GSHL record, a league championship and the First Round of the 2014 State Playoffs. His junior year, he was part of Camas' 2013 State Championship Team that posted a 13-1 record and captured the GSHL title. He caught 38 passes for 811 yards and nine TDs as a junior, averaging 21.3 yards per reception. Price earned Second Team All-Conference honors as a wide receiver his junior season. He played for head football coach Jon Eagle. Price also played basketball at Camas High. He was a four-time Academic All-State award winner, and was selected by the National Football Foundation as a first place scholarship award winner for the state of Washington. Price was also recruited by Columbia of the Ivy League, Eastern Washington, Portland State and the University of San Diego. **Personal:** He is majoring in chemical engineering at UW.



## JAMES PRICE CAREER STATISTICS

YEAR	G	REC	YARDS	RECEIVING		TDS	LONG
				AVG REC	AVG GAME		
2015	12	12	143	11.9	11.9	1	35
<b>Totals</b>	<b>12</b>	<b>12</b>	<b>143</b>	<b>11.9</b>	<b>11.9</b>	<b>1</b>	<b>35</b>

## SINGLE-GAME CAREER HIGHS

**Receptions:** 3 (Colorado State 2015)  
**Yards:** 44 (UNLV 2015)  
**Touchdowns:** 1 (UNLV 2015)





# ROBERT PRIESTER

**Cornerback**  
**5-9, 180, Junior**  
**Tampa, Fla.**  
**(Robinson)**

# 2

**Pronunciation:** PREE-stur

**UW This Season:** Robert Priester enters his third season in the Wyoming defensive secondary, making him the most experienced defensive back for the Cowboys. He will enter his junior season having started 17 of 22 career games. **2015:** Priester appeared in 11 games with 10 starts during his sophomore season. He finished the season with 50 total tackles with 36 solo stops and 14 assisted tackles. He also added three pass breakups and one interception. Priester forced and recovered one fumble. He added two tackles for loss for two yards. Priester recorded a career-high nine tackles against Eastern Michigan. He was credited with six tackles, forced a fumble and had an interception at Air Force. Priester recorded seven tackles at Boise State. He recovered a fumble at San Diego State. Against North Dakota, he recorded six total tackles. **2014:** Priester appeared in 11 games with seven starts as a true freshman. He was credited with 39 total tackles with 29 solo stops and 10 assisted tackles. Also forced two fumbles on the season and broke up two passes. He recorded a career-high nine tackles and added a forced fumble against Florida Atlantic. Priester registered eight tackles, a forced fumble and a pass breakup against Hawai'i. He recovered a fumble against Utah State along with a pass breakup versus the Aggies.

**High School:** Priester recorded 21 total tackles his senior season (13 solo tackles and eight assists), including one tackle for a loss, and he had three passes defended. He caught four passes for 55 yards and one touchdown and added 55 yards in kick returns as a high school senior. Priester ended his high school career with 83 total tackles (59 solo tackles and 24 assists), three tackles for loss, two interceptions and four passes defended. Offensively, he completed his high school career with 234 receiving yards on 28 receptions and scored four receiving TDs. He also had 747 all-purpose yards in his career, including 325 yards in kickoff returns and 36 career yards returning punts. He played for head coach Shawn Taylor. Priester was also recruited by Ball State, Florida International and Utah State. **Personal:** He is majoring in social science at Wyoming.

## ROBERT PRIESTER CAREER STATISTICS

YEAR	G	UT	AT	TT	SACKS/ YDS	TFL/ YDS	FR/ YDS	FF	PBU	INT/ YDS
2014	11	29	10	39	0.0/0	0.0/0	2	0/0	2	0/0
2015	11	36	14	50	0.0/0	2.0/2	1	1/5	3	1/0
<b>Totals</b>	<b>22</b>	<b>65</b>	<b>24</b>	<b>89</b>	<b>0.0/0</b>	<b>2.0/2</b>	<b>3</b>	<b>1/5</b>	<b>5</b>	<b>1/0</b>

## SINGLE-GAME CAREER HIGHS

**Solo:** 7 (Hawai'i 2014)  
**Assisted:** 2 (North Dakota 2015)  
**Total tackles:** 9 (Eastern Michigan 2015)  
**Forced fumbles:** 1 Three Times (Air Force 2015)  
**Fumbles recovered:** 1 (Utah State 2014)  
**Passes broken up:** 1 (Utah State 2015)  
**Interceptions:** 1 (Air Force 2015)



SEASON OUTLOOK

COWBOY COACHES

THE COWBOYS

THE OPPONENTS

SEASON IN REVIEW

RECORDS & HISTORY

MOUNTAIN WEST

UW ADMINISTRATION



# KEVIN PROSSER


**Defensive End**  
**6-2, 215, Sophomore**  
**Aurora, Colo.**  
**(Overland)**

# 42

**UW This Season:** Kevin Prosser is the projected starter at right defensive end entering the 2016 season. Prosser gained valuable experience as a true freshman in 2015, playing behind senior defensive ends Siaosi Hala'api'api and Eddie Yarbrough.

**2015:** Prosser appeared in all 12 games for the Pokes during his freshman season. He recorded six total tackles with four solo stops and two assisted tackles. In his first game at the defensive end position at Washington State, he recorded two tackles that included a sack and a tackle for loss for five yards. He also recorded two tackles in the season finale against UNLV.

**High School:** Kevin Prosser was named Second Team All-State Class 5A as a senior as presented by the Colorado High School Activities Association (CHSAANow.com), ColoradoPreps.com and MaxPreps.com. The team was selected by Colorado high school coaches. He also earned Honorable Mention All-State Class 5A honors at linebacker from The Denver Post in 2014. Class 5A is the largest classification in the state of Colorado. Prosser was ranked as the 12th best overall recruit in the state of Colorado by 247Sports.com. He helped lead Overland High to the Second Round of the 2014 Class 5A Playoffs. His senior season, he was credited with 60 total tackles, including 43 solo tackles, 5.0 sacks, two fumble recoveries and one interception as a linebacker on defense. He also caught 18 passes for 143 yards and scored three receiving touchdowns. Among his best games as a senior were: in the First Round of the State Playoffs versus Denver East when he made a season high nine tackles, including six solo stops. In the Second Round of the State playoffs vs. Fairview, he was credited with eight total tackles, including five solo tackles, 2.0 sacks and a fumble recovery. He played for head coach Seth Replogle. Prosser also competed in the 100 meters, 400 meters and relays for the Overland track and field team. Prosser was also recruited by Colorado and Colorado State. **Personal:** He is majoring in communication at UW.



## KEVIN PROSSER CAREER STATISTICS

YEAR	G	UT	AT	TT	SACKS/ YDS	TFL/ YDS	FF	FR/ YDS	PBU	INT/ YDS
2015	12	4	2	6	1.0/5	1.0/5	0	0/0	0	0/0
<b>Totals</b>	<b>12</b>	<b>4</b>	<b>2</b>	<b>6</b>	<b>1.0/5</b>	<b>1.0/5</b>	<b>0</b>	<b>0/0</b>	<b>0</b>	<b>0/0</b>

## SINGLE-GAME CAREER HIGHS

**Solo:** 2 (Washington State 2015)  
**Assisted:** 1 (UNLV 2015)  
**Total tackles:** 2 (Washington State 2015)  
**Sacks:** 1 (Washington State)





# CHARLIE RENFREE

**Center**  
**6-3, 281, Junior**  
**Scottsdale, Ariz.**  
**(Brophy Prep)**

# 64

**UW This Season:** Charlie Renfree heads into fall camp listed as the co-starter at center with fellow senior Du’Ryan Ebbesen. Renfree missed 2016 spring drills with an injury, but was the Cowboys’ regular starter as a sophomore in 2015. **2015:** Renfree appeared in 11 contests for the Cowboys at center starting each of those 11 games. He missed the San Diego State game due to injury. Renfree helped pave the way for running back Brian Hill, who was the nation’s ninth leading rusher with 1,631 yards. **2014:** Renfree played in three games in a reserve role for the Cowboys. He made his first career appearance at Oregon and also played against Florida Atlantic and Michigan State. **2013:** Redshirted. **High School:** Renfree earned All-State, All-Section and All-City honors both his junior and senior seasons. Renfree was ranked as the No. 34 recruit in the state of Arizona by 247Sports.com as a senior. He was selected to the Arizona Division I All-State Second Team as a senior by the Arizona Republic. He led his Brophy College Prep team to a 10-3 record and the semifinals of the state playoffs. His junior season, Brophy Prep compiled an 11-1 record and advanced to the quarterfinals of the state playoffs. He played for head football coach Scooter Molander. **Personal:** Born Aug. 30, 1994, he is the youngest of three sons of Lisa and Kevin Renfree. His oldest brother Sean played quarterback at Duke from 2009-12. His father played linebacker at Notre Dame. Renfree was also recruited by Idaho, Nevada and San José State. He is pursuing a degree in social science at UW.

## CHARLIE RENFREE CAREER STATISTICS

**Games Played:** 14 (10 in 2015, 3 in 2014)  
**Games Started:** 11 (11 in 2015)



SEASON OUTLOOK

COWBOY COACHES

THE COWBOYS

THE OPPONENTS

SEASON IN REVIEW

RECORDS & HISTORY

MOUNTAIN WEST

UW ADMINISTRATION



# CHASE ROULLIER

**Offensive Guard**  
**6-4, 319, Senior**  
**Savage, Minn.**  
**(Burnsville)**

# 73

## Pronunciation: ROO-lee-ay

**UW This Season:** Chase Roullier returns to the offensive line this season after earning All-MW honors the previous two seasons. He earned second team as a junior and honorable mention as a sophomore. He has 28 career starts for the Pokes and will once again be the top blocker on the offensive line for the Cowboys. **2015:** Roullier was named All-Mountain West for the second-straight season garnering Second Team Honors. He started all 12 games for the Pokes at left guard. Rated by Pro Football Focus as one of the Top 10 graded offensive or defensive linemen in the nation in 2015, and rated by PFF as the No. 1 overall graded offensive guard in the nation and the No. 9 overall offensive or defensive lineman based on film graded by PFF. He had only one penalty called on him in the 740 plays he participated in for the 2015 season. A key blocker in helping Wyoming running back Brian Hill rank No. 9 in the nation in total rushing yards (1,631) and set a single season Wyoming rushing record. He was named to the Academic All-Conference team for the third time for his work in the classroom. **2014:** Roullier earned Honorable Mention All-Mountain West honors at left guard starting all 12 games for the Cowboys. He help the Cowboy offense record 694 yards of total offense against Fresno State, which included a season-high 374 rushing yards. He was named to the Academic All-Conference team for the second time for his work in the classroom. **2013:** Playing in 10 games, Roullier made his way into the starting lineup for the last three contests of the season. He helped bulldoze a path in the Hawai'i game, when the Cowboys had 295 rushing yards. He showed versatility, playing at the center and guard spot. He was named to the Academic All-Conference team for his work in the classroom. **2012:** Redshirted. **High School:** Roullier earned First Team Associated Press All-State honors as an offensive lineman his senior season, and was named Honorable Mention All-State as a defensive lineman. He was ranked by ESPN as the No. 15 recruit at all positions in the state of Minnesota in 2011. Roullier was also honored by the Minnesota Football Coaches Association as an Academic All-State selection. The Minneapolis Star-Tribune named him to its First Team All-Metro team. Roullier was voted the South Suburban Conference Lineman of the Year. He was one of the final 25 nominees for Minnesota's Mr. Football award. Roullier started three years at Burnsville High. Burnsville played in Class 5A, the largest classification in Minnesota. As a defensive lineman, he was credited with 60 tackles, four sacks and eight tackles for loss as a senior. He was voted a team captain both his junior and senior seasons. Roullier also was a three-year basketball letterman. He played for head football coach Tyler Krebs. **Personal:** Born Aug. 23, 1993, he is the son of DeeAnn and Mark Roullier. He has one older sister, Brienne. He was also recruited by Akron, Columbia, Minnesota, Princeton, Toledo, Western Michigan and Wisconsin. He is pursuing a degree in mechanical engineering at UW.



## CHASE ROULLIER CAREER STATISTICS

**Games Played:** 34 (10 in 2013, 12 in 2014, 12 in 2015)

**Games Started:** 28 (4 in 2013, 12 in 2014, 12 in 2015)





# NICK SMITH

**Quarterback**  
**6-4, 229, Sophomore**  
**Merrit Island, Fla.**  
**(Merrit Island)**

# 15

**UW This Season:** Nick Smith returns for his sophomore season after gaining valuable playing time as a redshirt freshman in 2015. He competed with fellow sophomore Josh Allen for the starting quarterback position throughout 2016 spring practice. He was listed No. 2 on the depth chart coming out of spring drills. Smith finished spring drills with an impressive performance in the spring game, completing 12 of 19 passes (63.2 percent) for 216 yards and two TDs and added a six-yard TD run. **2015:** Smith played in five games with two starts for the Cowboys during his redshirt freshman season. He threw for 245 yards, completing 27 of 60 pass attempts with two touchdowns and one interception. Smith averaged 80.4 yards of total offense per game. He also rushed for 157 yards on 45 carries with two touchdowns. Smith completed 10 of 18 passes for 83 yards and two touchdown passes at Utah State. He also rushed for 53 yards and a score on 19 carries against the Aggies. He rushed for a career-high 65 yards against Eastern Michigan. Smith threw for a career-high 109 yards going 10 for 21 passing against Colorado State. He was named to the Academic All-Conference team for his work in the classroom. **2014:** Redshirted. **High School:** Smith led Merritt Island High School to an 11-1 record in 2013 and the regional finals of the Class 5A state playoffs, falling just one game shy of the state semifinals.



The Mustangs began the season 11-0 before losing in the regional finals. Smith was named an Honorable Mention Class 5A All-State honoree his senior season. The All-State team was selected by Florida media editors and reporters. Smith was also invited to and played for the East Team in the 15th annual Central Florida High School All-Star football game that took place in December 2013. His senior season, he completed 126 of 221 pass attempts for 1,677 yards, threw 14 touchdown passes and eight interceptions. He also had 170 rushing attempts for 679 yards and scored 10 rushing TDs. His junior season, Smith completed 71 of 148 passes for 1,094 yards, 14 TD passes and five interceptions. He added 395 rushing yards on 84 carries and scored six rushing touchdowns. Smith played for head coach Jeff Mclean at Merritt Island High School. **Personal:** Born Nov. 28, 1995, he is the son of Lynn and Joni Smith. He has one sibling, Sara. His father played football at Clemson University in 1978 and '79. Smith's grandfather, Bob Stransky, was an All-America running back for the University of Colorado in 1957 and later played for the Baltimore Colts and the Denver Broncos. After his professional playing career, Stransky became a long-time coach and teacher within the Denver Public Schools, and he was inducted into the University of Colorado Athletics Hall of Fame in 2010. Smith had three cousins play collegiate football. He was also recruited by Buffalo, Florida International and Marshall. Smith is pursuing a degree in finance at UW.

## NICK SMITH CAREER STATISTICS

### OFFENSE

YEAR	G	PASS EFF.	COMP. /ATT.	COMP. %	PASS YARDS	TDS/ INTS.	RUSH YDS.	TOTAL OFF
2015	5	87.0	27-60	45.0	245	2/1	157	402
<b>Totals</b>	<b>5</b>	<b>87.0</b>	<b>27-60</b>	<b>45.0</b>	<b>245</b>	<b>2/1</b>	<b>157</b>	<b>402</b>

## SINGLE-GAME CAREER HIGHS

**Completions:** 10 (Colorado State 2015)  
**Attempts:** 21 (Colorado State 2015)  
**Completion percentage:** 55.6 (Utah State 2015)  
**Yards:** 109 (Colorado State 2015)  
**Long completion:** 25 (Boise State 2015)

SEASON OUTLOOK

COWBOY COACHES

THE COWBOYS

THE OPPONENTS

SEASON IN REVIEW

RECORDS & HISTORY

MOUNTAIN WEST

UW ADMINISTRATION



# KURTIS STIRNEMAN

**Offensive Guard**  
**6-5, 300, Junior**  
**Lakewood, Ill.**  
**(Marian Central Catholic)**

# 75

**Pronunciation:** STIR-nuh-mun

**UW This Season:** Kurtis Stirneman will provide the Wyoming offensive line unit with valuable depth entering the 2016 season. He finished No. 2 on the depth chart at left guard at the conclusion of 2016 spring practice, but could potentially play multiple positions for the Cowboys his junior season. **2015:** Stirneman appeared in 10 contests his sophomore season, playing on special teams and as a reserve offensive lineman for the Pokes. **2014:** Stirneman did not appear in any games for UW in his redshirt freshman season. **2013:** Redshirted. **High School:** Stirneman achieved First Team All-Area and First Team All-Conference honors his senior season at Marian Central Catholic High School in Woodstock, Ill. As a junior, he earned Honorable Mention All-Conference honors. He helped lead his Marian Central Catholic team to an 11-1 record and the quarterfinals of the state playoffs as a junior. As a senior, his Marian Catholic team posted its second consecutive 11-1 record and second consecutive appearance in the quarterfinals of the state playoffs. He played for head coach Ed Brucker. **Personal:** Born Oct. 28, 1994, he is the youngest of three children of Karol and Tim Stirneman. Stirneman was also recruited by Ball State, Bowling Green and Western Michigan. He is pursuing a degree in finance at UW.







# BRENDAN TURELLI

**Long Snapper**  
**6-2, 230, Senior**  
**Phoenix, Ariz.**  
**(Arcadia)**

# 94

**Pronunciation:** tur-ELL-ee

**UW This Season:** Brendan Turelli will be entering his fourth consecutive season as Wyoming's starting long snapper when he begins his senior season of 2016. He has been Wyoming's long snapper for every game for the past three seasons -- 36 consecutive games. Turelli has been extremely consistent on both long snaps for punts, field goals and extra points throughout his career at Wyoming. **2015:** Turelli played in all 12 games in 2015, snapping on field-goal attempts, point after touchdowns and punts. He performed extremely well and was not credited with a bad snap during his junior season. **2014:** Turelli played in all 12 games in 2014 and continued his strong play as a sophomore. **2013:** Turelli played in all 12 games as a true freshman in 2013. He stepped into the starting role at long snapper in his very first college game. Turelli earned Academic All-Conference honors for his work in the classroom. **High School:** Turelli was selected to and played in the 2013 Under Armour All-America Game on Jan. 4 in St. Petersburg, Fla. He was ranked as the No. 6 long snapper recruit in the nation by Scout.com. Turelli earned All-Division, All-Section and All-City honors as a junior and senior. His junior year, his Arcadia High team advanced to the semifinals of the state playoffs with a 10-3 record. He played for head football coach Lenny Abt. **Personal:** Born Aug. 9, 1994, he is the oldest of three children of Jennifer and Tim Turelli. His mother played soccer at UC Davis and his father played football at Wisconsin-Whitewater. Turelli was also recruited by Air Force, Arizona State, Boise State, Kansas, Nebraska, Oregon State, Stanford, TCU, Utah and Washington State. He is pursuing a degree in finance at UW.



## BRENDAN TURELLI CAREER STATISTICS

**Games Played:** 36 (12 in 2013, 12 in 2014, 12 in 2015)  
**Games Started:** 36 (12 in 2013, 12 in 2014, 12 in 2015)

SEASON OUTLOOK

COWBOY COACHES

THE COWBOYS


THE OPPONENTS

SEASON IN REVIEW

RECORDS & HISTORY

MOUNTAIN WEST

UW ADMINISTRATION



# DREW VAN MAANEN

**Fullback/Long Snapper**  
**6-1, 230, Junior**  
**Parker, Colo.**  
**(Chaparral)**

# 36

**Pronunciation:** van-MAWN-un (Rhymes with Dawn)

**UW This Season:** Drew Van Maanen will be entering his third season as Wyoming's starting fullback when the 2016 season kicks off. Van Maanen had another strong spring season in 2016. He has been a key factor in the development of a very effective running game for the Cowboys over the past two seasons. Van Maanen also serves as Wyoming's back-up at long snapper. **2015:** Van Maanen appeared in all 12 games at fullback. A key blocker in helping Wyoming running back Brian Hill rank No. 9 in the nation in total rushing yards (1,631). Van Maanen caught two passes out of the backfield for four yards. He recorded one catch at Appalachian State, and added a catch against New Mexico. He was named to the Academic All-Conference team for his work in the classroom. **2014:** Van Maanen appeared in all 12 games making eight starts at fullback. He recorded one rush for two yards on the season. He also caught two passes out of the backfield for 25 yards. **2013:** Redshirted. **Personal:** He is majoring in criminal justice at UW.




## DREW VAN MAANEN CAREER STATISTICS

YEAR	G	REC	RECEIVING		GAME	TDS	LONG
			YARDS	REC			
2014	12	2	25	12.5	2.1	0	23
2015	12	2	4	2.0	.04	0	4
<b>Totals</b>	<b>12</b>	<b>4</b>	<b>29</b>	<b>7.3</b>	<b>1.2</b>	<b>0</b>	<b>23</b>

## SINGLE-GAME CAREER HIGHS

Attempts: 1  
 Yards: 2  
 Rush TDs: None  
 Long rush: 2





# LUCAS WACHA

**Linebacker**  
**6-1, 230, Senior**  
**Texarkana, Texas**  
**(Pleasant Grove)**

# 45

## Pronunciation: WALK-uh

**UW This Season:** Lucas Wacha will be a leader of the Cowboy defense again in 2016, and will be one of the top returning linebackers in the Mountain West. As a junior in 2015, Wacha ranked No. 4 among league linebackers in tackles, averaging 8.7 tackles per game. He also ranked fifth in the MW in tackles among all players at all positions and ranked No. 44 in the nation. The senior moved to the middle linebacker position in the fifth game of the 2015 season, after playing weak-side linebacker his first two seasons at Wyoming. With last season's experience of playing in the middle, he has developed into an outstanding middle linebacker.

**2015:** Wacha started all 11 games he played during the 2015 season. He missed the Nevada game due to injury, but was the Pokes' premier linebacker. He finished the season second on the team in tackles with 96, which was a single-season high for Wacha. He recorded 46 solo tackles and 50 assisted tackles. He added six tackles for loss for 18 yards while forcing one fumble. Wacha recorded double-digit tackles in three contests. He recorded a career-high 13 tackles against New Mexico. He also made 12 tackles against Colorado State and 10 tackles against Eastern Michigan. Wacha recorded nine tackles and two tackles for loss at Air Force and at San Diego State. He also forced a fumble at San Diego State. **2014:** Wacha appeared in all 12 games making four starts on the season. He finished the season with 52 total tackles with 31 solo stops and 21 assisted tackles. He recorded a season-high 12 tackles against Boise State including two tackles for loss, and was credited with nine tackles at Michigan State with a tackle for loss.

**2013:** Wacha had a great season as an 11-game starter at the linebacker spot for UW. He posted 88 tackles for the season, including two TFLs and one sack. He added one pass breakup, two fumble recoveries and a forced fumble. Wacha racked up a career-high 13 tackles versus Colorado State. Against New Mexico,

he finished with seven tackles, one tackle for loss, one forced fumble, one fumble recovery and one pass breakup. He led the UW defense versus Idaho with 11 stops and a fumble recovery. **2012:** Redshirted. **High School:** Wacha came to Wyoming from Texarkana, Texas, where he earned First Team All-Northeast Texas and First Team All-District 15-3A honors as a linebacker. His senior season, he recorded 97 tackles, four sacks and intercepted one pass. As a junior, Wacha was selected the District 15-3A Defensive MVP. He also earned All-Northeast Texas as a junior, and was once again First Team All-District 15-3A. Wacha was credited with 108 tackles and 3.5 sacks his junior season. His Pleasant Grove team posted a 6-5 record in 2010 and advanced to the first round of the state playoffs. Wacha also started as a sophomore, recording 103 tackles and three sacks as Pleasant Grove enjoyed a 13-2 season that didn't end until the fourth round of the state playoffs. An outstanding first baseman in baseball, he was the Offensive MVP of District 15-3A his junior year, and was a Second Team All-State Class 3A selection. His sophomore season, Pleasant Grove won the 3A state championship in baseball, and Wacha was named to the All-Tournament team, as well as to the First Team All-District team. **Personal:** Born May 20, 1993, he is the son of Karen and Tom Wacha. His older brother, Michael, is a professional pitcher with the St. Louis Cardinals. He has another older brother, Charley, and a younger sister, Brette. Wacha was also recruited by Arkansas and Baylor. He is pursuing a degree in math and science at UW.

## LUCAS WACHA CAREER STATISTICS

YEAR	G	UT	AT	TT	SACKS/ YDS	TFL/ YDS	FR/ YDS	FF	PBU	INT/ YDS
2013	12	41	47	88	1.0/9	2.0/10	1	2/0	1	0/0
2014	12	31	21	52	0.0/0	4.0/8	0	0/0	1	0/0
2015	11	46	50	96	0.0/0	6.0/18	1	0/0	0	0/0
<b>Totals</b>	<b>35</b>	<b>118</b>	<b>118</b>	<b>236</b>	<b>1.0/9</b>	<b>12.0/36</b>	<b>2</b>	<b>2/0</b>	<b>2</b>	<b>0/0</b>

## SINGLE-GAME CAREER HIGHS

**Solo:** 10 (New Mexico 2015)  
**Assisted:** 8 (Colorado State 2015)  
**Total tackles:** 13 (New Mexico 2015)  
**Tackles for loss:** 2 for 6 yards (San Diego State 2015)  
**Passes broken up:** 1 (Oregon 2014)  
**Fumbles forced:** 1 (San Diego State 2015)  
**Fumbles recovered:** 1 (Utah State 2013)



SEASON OUTLOOK

COWBOY COACHES

THE COWBOYS

THE OPPONENTS

SEASON IN REVIEW

RECORDS & HISTORY

MOUNTAIN WEST

UW ADMINISTRATION



# ZACH WALLACE

**Offensive Tackle**  
**6-7, 297, Sophomore**  
**Lake Zurich, Ill.**  
**(Lake Zurich)**

# 72

**UW This Season:** Zach Wallace is the projected starter at left tackle entering the 2016 season after moving to left tackle during 2016 spring practice. As a true freshman, he started the final 10 games of the 2015 season at right tackle.

**2015:** Wallace appeared in all 12 games for the Cowboys with 10 starts as a true freshman. He was a key blocker in helping Wyoming running back Brian Hill rank No. 9 in the nation in total rushing yards (1,631). Wallace was named to the Academic All-Conference team while majoring in mechanical engineering. **High School:** Wallace was rated by ESPN.com as a three-star recruit and the No. 44 overall recruit in the state of Illinois. He was one of only 18 players to be named to the 2014 Illinois All-State Class 7A team by the Illinois High School Football Coaches Association. Class 7A is the second largest classification in the state of Illinois. He received Honorable Mention All-State honors as an offensive lineman from the Champaign-Urbana News-Gazette. Wallace helped Lake Zurich High School advance to the First Round of the 2014 Class 7A State Playoffs. He played for head coach David Proffitt. Wallace was also an outstanding center on the Lake Zurich High basketball team. Wallace was also recruited by Central Michigan, Eastern Michigan, Harvard, Illinois and Northwestern. **Personal:** He is majoring in mechanical engineering at UW.

## ZACK WALLACE CAREER STATISTICS

**Games Played:** 12 (12 in 2015)

**Games Started:** 10 (10 in 2015)







# SHAUN WICK

**Running Back**  
**5-10, 210, Redshirt Senior**  
**Oxnard, Calif.**  
**(St. Bonaventure)**

# 21

**UW This Season:** Shaun Wick will enter his redshirt senior season ranked No. 9 on the Wyoming career rushing list, with 2,179 career yards. He ranks eighth in career rushing touchdowns at Wyoming, with 20. He was granted a fifth year of eligibility by the NCAA in 2016 after missing the majority of the 2015 season due to a concussion. Wick returned to competition for 2016 spring practice, and enjoyed an outstanding spring. In the Spring Game, he rushed for 126 yards on 11 carries, scored three rushing touchdowns (28, 3 and 2 yards) and averaged 11.5 yards per carry. **2015:** Wick played in four games with one start before suffering a concussion in the New Mexico game that would later result in his season coming to an end. He was a nominee for the Doak Walker Award to being the 2015 season. Wick rushed for 97 yards on 43 carries in 2015. He also caught five passes for 49 yards and one touchdown. He rushed for 76 yards on 20 carries with one touchdown against Eastern Michigan. Wick had three catches for 35 yards, including a 20-yard touchdown reception against New Mexico. For the season, he averaged 9.8 yards per reception. **2014:** Wick appeared in nine games making eight starts. He missed three games with a broken hand before returning for the season finale versus New Mexico. Wick rushed for 753 yards on the season averaging 83.7 yards per game and scored six rushing touchdowns. He led the Cowboys with 134 rushing yards and a touchdown against Montana. Wick rushed for 122 yards at Oregon, including a 42-yard gallop. He had another 100-yard contest at Hawai'i, rushing for 121 yards and a touchdown. **2013:** Wick had a breakout season as a sophomore, finishing with 979 yards and nine TDs on the ground. He fell just 21 yards shy of a 1,000-yard season. Wick averaged 81.6 yards per game from his running back spot, and posted the third-best rushing day in Cowboy history with 234 yards and a score against San Jose State. He finished the season with several notable performances, including 116 yards and two TDs versus New Mexico, two TDs and 55 rushing yards versus Air Force and 95 total yards and two TDs against Northern Colorado. **2012:** In his true freshman season, Wick was the third-leading rusher for the Pokes. He led all UW running backs with 92 carries and four rushing touchdowns over 11 games. He tallied 60 or more rushing yards in three games: 64 versus Cal Poly, 79 versus Air Force and 98 versus Colorado State. He added 11 catches for 87 yards. Versus Cal Poly, Wick scored three rushing touchdowns, a season-high mark for UW. Wick finished the season with 350 rushing yards, and was second on the team in rushing average per game with 31.8 yards per contest. **High School:** Wick was named to the All-CIF Southern Section North Division team at the conclusion of his senior season. Cal-Hi Sports selected him as a Fourth Team All-State Multi-Purpose performer as both a running back and defensive back. He also earned First Team All-Ventura County in voting by area coaches and was named First Team All-County by the Ventura County Star. Wick was voted the Marmonte League Offensive Back of the Year. His senior season, he rushed for 1,271 yards on 133 carries and scored 15 rushing touchdowns and returned one punt for a TD. He also caught 22 passes out of the backfield for 183 yards, and was credited with 84 tackles and intercepted two passes as a defensive back. Wick helped lead St. Bonaventure High to a 10-3 record and the semifinals of the CIF playoffs. His junior season, he carried the ball 131 times for 1,219 yards and 15 rushing TDs. He added six receptions for 82 yards and caught one touchdown pass, while recording 74 tackles on defense. He earned All-County and All-League honors his junior season as St. Bonaventure posted an 11-2 record before being stopped in the CIF semifinals. His sophomore season, St. Bonaventure went 11-2, advancing to the first of three consecutive semifinals in the CIF playoffs. He had 46 carries for 412 yards and scored four rushing touchdowns as a sophomore, while adding 47 tackles on defense. His freshman season St. Bonaventure won the CIF Division 3 state championship. He was timed at 10.9 seconds in the 100 meters. **Personal:** Born June 30, 1993, he is the son of Marbella and Eric Wick. He has one younger brother, Chucky. His father played football at Santa Barbara City College, and a cousin, Mark McGrath, played at Montana State and later for the Washington Redskins and Seattle Seahawks. Wick was also recruited by Colorado State, Fresno State, Hawai'i, Nevada, Oregon State and San Diego State. He is pursuing a degree in social science at UW.



## SHAUN WICK CAREER STATISTICS

### RUSHING

YEAR	G	ATT	NET YARDS	AVG ATT.	TDs	LONG	AVG GAME
2012	11	92	350	3.8	4	31	31.8
2013	12	166	979	5.9	9	67	81.6
2014	9	126	753	6.0	6	57	83.7
2015	4	43	97	2.3	1	24	24.2
<b>Totals</b>	<b>36</b>	<b>427</b>	<b>2,179</b>	<b>5.1</b>	<b>20</b>	<b>67</b>	

## CAREER HIGHS

**Attempts:** 25 (Colorado State 2012)  
**Yards:** 234 (San José State 2013)  
**Rush TDs:** 3 (Cal Poly 2012)  
**Long rush:** 67 (San José State 2013)  
**Receptions:** 4 (San José State 2014)  
**Receiving yards:** 27 (San José State 2014)  
**Long reception:** 15 (Toledo 2012)  
**Kick returns:** 3 (Texas 2012)  
**Kick return yards:** 40 (Idaho 2012)  
**Long kick return:** 22 (Cal Poly 2012)  
**Scoring:** 3 TDs - 3 rush (Cal Poly 2012)  
**All-purpose:** 134 - 122 rush/12 receiving (Oregon 2014)



# ANDREW WINGARD

**Free Safety**  
**6-0, 207, Sophomore**  
**Arvada, Colo.**  
**(Ralston Valley)**

# 28

## Pronunciation: WING-urd

**UW This Season:** Andrew Wingard returns as the Cowboys starting free safety after an outstanding freshman season that saw him earn First Team Freshman All-America honors from the Football Writers Association of America (FWAA). He was one of only 29 freshmen in the nation selected to the team. Wingard led the Cowboys in tackles, with 122, becoming the only freshman in school history to record 100 or more tackles in a single season. He also earned Second-Team All-Mountain West Conference honors as a freshman. **2015:** Wingard played in all 12 games for the Cowboys with 11 starts. He ranked No. 1 in the Mountain West and No. 4 in the NCAA among all players at all positions in solo tackles in 2015 (6.9 solo tackles per game). Wingard ranked No. 2 in the Mountain West and No. 12 in the nation among all players at all positions in total tackles in 2015 (10.2 tackles per game). He also led all MW defensive backs in tackles. His 122 total tackles in 2015 ranked as the 15th best single season in school history. Wingard recorded seven double-figure tackle games in the first 12 games of his career. He had a single-game best 16 tackles at San Diego State, 15 tackles at Utah State, 12 against Washington State and Eastern Michigan, 11 against Boise State and Colorado State and 10 at Air Force. He intercepted the first pass of his Wyoming career against Colorado State. **High School:** Wingard was named to the 2014 All-Colorado Team as a running back by The Denver Post. The All-Colorado team consisted of the Top 32 players in the state of Colorado in 2014 and included all classifications. He was selected as the 2014 Gatorade Player of the Year for the state of Colorado. Wingard also earned First Team All-State Class 5A honors at running back from The Denver Post in 2014. He was named First Team All-State Class 5A as a running back, defensive back and return specialist as presented by the Colorado High School Activities Association (CHSAANow.com), ColoradoPreps.com and MaxPreps.com. The CHSAA team was selected by Colorado high school coaches. Class 5A is the largest classification in the state of Colorado. Wingard was ranked as the 15th best overall recruit in the state of Colorado by 247Sports.com. His senior season, he recorded 96 tackles, including 52 solo tackles. He intercepted three passes, recovered two fumbles and forced one fumble. He rushed for 1,653 yards on 190 carries his senior season and averaged 127.2 yards per game and 8.7 yards per carry, while recording 10, 100-yard rushing games and scoring 28 rushing touchdowns. Wingard also caught 37 passes for 393 yards and scored five receiving TDs. He added 414 yards in kickoff returns and 235 yards in punt returns. He concluded his senior season with 2,702 all-purpose yards and averaged 207.8 all-purpose yards per game. He also rushed for 1,009 yards as a junior in 2013, accounted for 1,954 all-purpose yards and averaged 217.1 all-purpose yards per game as a junior. For his career, Wingard accumulated: 3,251 total rushing yards on 414 carries and 52 rushing TDs; 810 receiving yards on 81 receptions and 12 receiving TDs; 1,331 kickoff return yards; 323 punt return yards; and 5,722 all-purpose yards. He helped lead Ralston Valley High to a 12-1 record and the Semifinals of the Class 5A State Playoffs before losing to eventual State Champion Cherry Creek, 27-15. Among the touchdowns he scored during the season were six TDs in the state quarterfinals versus Fairview, including a 95-yard kickoff return for a touchdown. He played for head coach Matt Loyd. An outstanding track and field athlete, Wingard placed fifth in the 110-meter hurdles at the 2014 Colorado Class 5A State Championships with a time of 14.76 seconds. He also played basketball at Ralston Valley High. His father, Dan, was a three-year letterman as a punter at the University of Nebraska from 1983-85. Andrew Wingard was also recruited by Colorado and Washington. **Personal:** He is undeclared on a major at UW.




## ANDREW WINGARD CAREER STATISTICS

YEAR	G	UT	AT	TT	SACKS/ YDS	TFL/ YDS	FR/ YDS	FF	PBU	INT/ YDS
2015	12	83	39	122	0.0/0	7.0/18	1	0/0	2	1/0
<b>Totals</b>	<b>12</b>	<b>83</b>	<b>39</b>	<b>122</b>	<b>0.0</b>	<b>7.0/18</b>	<b>1</b>	<b>0/0</b>	<b>2</b>	<b>1/0</b>

## SINGLE-GAME CAREER HIGHS

**Solo:** 12 (San Diego State 2015)  
**Assisted:** 6 three times (Last Utah State 2015)  
**Total tackles:** 16 (San Diego State 2015)  
**Interception:** 1 (Colorado State)





# ETHAN WOOD

**Punter/Place-kicker**  
**6-3, 176, Senior**  
**Colorado Springs, Colo.**  
**(Liberty)**

# 41

**UW This Season:** Ethan Wood will enter his senior season having started every game of his career -- 36 consecutive starts. He was named to the Ray Guy Award Watch List a year ago. The Ray Guy Award honors the top college punter in the nation each season.

**2015:** Wood started all 12 games at punter and also handled kickoff duties for the Cowboys. He ranked No. 7 in the Mountain West and No. 52 in the nation in punting average (41.8 yards per punt). He placed 19 of his 67 punts inside the opponents' 20-yard line during the 2015 season, and had 12 punts of 50 or more yards. He helped the Cowboys rank No. 21 in the nation in punt return defense, allowing opponents an average of only 4.6 yards per punt return. Wood also helped the Pokes rank No. 40 in the nation in net punting, averaging 38.6 net yards per punt. Wood averaged 62.4 yards per kickoff with 16 touchbacks. He recorded a career-high 67-yard punt against Eastern Michigan, and recorded a career-high seven punts three times versus: North Dakota, Boise State and San Diego State. Wood averaged 50.0 yards per punt against Eastern Michigan, which was a season high. He punted for 377 yards on eight punts averaging 47.1 yards at Air Force. **2014:** Wood started all 12 games recording 66 punts for an average of 41.4 yards per kick. He recorded 18 punts inside opponents' 20-yard line. Wood forced opponents to fair catch 18 punts. He booted a career-long punt of 67 yards against Boise State. **2013:** Wood took over punting and kickoff duties as a true freshman and performed admirably. He punted 69 times for an average of 42.0 yards per boot. He had 13, 50-yard plus punts for the season. In his very first college game,

he had an outstanding debut for versus Nebraska, averaging 52 yards per kick, including a 61-yard punt. For the season, he averaged 61.3 yards per kickoff and recorded 21 touchbacks. **High School:** Wood was an accomplished athlete in both football and soccer at Liberty High School, earning two all-state nods in soccer and an all-conference nod in football as a senior. He was the team MVP of his freshman soccer team. **Personal:** Born Oct. 20, 1993, he is the son of the late John and the late Resia Wood. He has four siblings: Dan, Josh, Kevin and Lisa. His brother Josh played football at Chadron State and Black Hills State. Kevin ran track at the University of Colorado-Colorado Springs, and Dan ran track at Embury Riddle. Wood is pursuing a degree in social science at UW.

## ETHAN WOOD CAREER STATISTICS

YEAR	G	PUNTS	PUNTING					
			YARDS	AVG.	IN20	TB	FC	LONG
2013	12	69	2899	42.0	17	8	4	64
2014	12	66	2733	41.4	18	5	18	67
2015	12	67	2800	41.8	19	4	9	67
<b>Totals</b>	<b>36</b>	<b>202</b>	<b>8432</b>	<b>41.7</b>	<b>54</b>	<b>17</b>	<b>31</b>	<b>67</b>

## CAREER HIGHS

**Punts:** 10 (Boise State 2014)  
**Punt yards:** 448 (Boise State 2014)  
**Long punt:** 67 (Eastern Michigan 2015)  
**Kickoffs:** 9 (Air Force 2013)  
**Kickoff yards:** 562 (Air Force 2013)  
**Kickoff touchbacks:** 9 (Air Force 2013)



SEASON OUTLOOK

COWBOY COACHES

THE COWBOYS

THE OPPONENTS

SEASON IN REVIEW

RECORDS & HISTORY

MOUNTAIN WEST

UW ADMINISTRATION



## RICHARD BETTENCOURT

**Offensive Guard**  
**6-3, 310, Sophomore**  
**Meridian, Idaho**  
**(Meridian)**

**69**

**UW This Season:** Richard Bettencourt will add depth to the Cowboys offensive line in 2016 as he enters his third season as a part of the Cowboy football program. **2015:** Bettencourt provided depth on the offensive line during the 2015 season. **2014:** Redshirted. **High School:** Bettencourt earned All-Southern Idaho Conference honors as both a junior and senior at Meridian High School. Meridian High plays at the Class 5A level, which is the largest classification in the state of Idaho. He also earned Academic All-Conference honors in both 2012 and 2013, and achieved Honor Roll status his sophomore through senior years of high school. He was a four-time winner of his team's "Iron Man Award," indicative of the top performer in the weight room each year. Bettencourt was voted a team captain his sophomore, junior and senior seasons. He played for head coach Kip Crofts at Meridian High. **Personal:** Born Oct. 22, 1995, he is the son of Dick and Diane Bettencourt. Among other schools that were recruiting him were: Boise State, Idaho and Utah State. He is majoring in management at UW.



## AUSTIN CONWAY

**Wide Receiver**  
**5-10, 169, Redshirt Freshman**  
**Aurora, Colo.**  
**(Overland)**

**25**

**UW This Season:** Austin Conway moved over to the Cowboy Football team in the spring of 2016 after originally coming to Wyoming on a basketball scholarship in the fall of 2015. Conway had a strong spring practice and will play football only at Wyoming moving forward and will be on a football scholarship. He adds speed to the Cowboy roster as both a wide receiver and a return specialist. He used the 2015 season as a redshirt year and has four years of eligibility remaining entering the 2016 season. **2015:** Redshirted as a freshman on the Cowboy basketball team. **High School:** Conway was an outstanding football and basketball player at Overland High School in Aurora, Colo. He was named to The Denver Post's All-Colorado team for all classifications as a dual-threat quarterback his senior season of 2014. During his senior season, he passed for 1,341 yards and 13 touchdowns and added 509 rushing yards and five rushing TDs. His junior season, Conway accumulated 1,847 passing yards and 1,130 rushing yards for 2,977 yards of total offense. He had a combined 31 touchdowns, 19 through the air and 12 on the ground. In basketball, Conway led Overland High to the Colorado Class 5A Final Four as a junior and guided the Trailblazers to their first basketball state championship as a senior. According to Rivals.com, coming out of high school Conway had football scholarship offers from Army, Colorado, Colorado State, Nebraska, Rice and Utah State; and basketball scholarship offers from Indiana and Rice. **Personal:** He is majoring in management at UW.



## BOYD DRAEGER

**Center**  
**6-4, 304, Redshirt Freshman**  
**Lakeville, Minn.**  
**(Lakeville North)**

**65**

**UW This Season:** Boyd Draeger moved to center during 2016 spring practice and will add depth for the Cowboys at that position. **2015:** Redshirted. **High School:** He was named to the 2014 Preseason All-Metro Dream Team as an offensive lineman by the Minneapolis Star Tribune entering his senior season. A graduate of Lakeville North High School in Lakeville, Minn. **Personal:** He is majoring in criminal justice at UW.



## DU'RYAN EBBESEN

**Center**  
**6-2, 305, Senior**  
**St. Croix, Virgin Islands**  
**(Cheyenne Central)**

**60**

**UW This Season:** Du'Ryan Ebbesen will add depth to the interior of the offensive line after a strong spring in 2016. He shared the No. 1 spot at center on the Wyoming depth chart that was released after completion of spring drills. **2015:** Did not appear in any games. **2014:** Did not appear in any games. **2013:** Redshirted. **High School:** Ebbesen attended St. Croix Educational Complex as a freshman, sophomore and junior. He moved to Cheyenne, Wyo., for his senior year of high school and competed for Cheyenne Central High as a senior. He excelled in shot put as a senior at Central, earning Best of the Best honors at the state track championships, in addition to All-State and All-region honors. **Personal:** Born April 18, 1994, he is the son of Vincent and Deletta Ebbesen. He has two siblings, Delvin and Deondra. He is pursuing a degree in psychology at UW.



## AUSTIN FORT

**Tight End**  
**6-4, 226, Sophomore**  
**Gillette, Wyo.**  
**(Chabot CC, Calif.)**

**81**

**UW This Season:** Austin Fort returned to the Cowboy football program in the spring of 2016 after playing the 2015 season at Chabot Community College in Hayward, Calif. Fort moved to the tight end position and played well during spring practice with the Cowboys, concluding the spring with two receptions for 35 yards in the Spring Game. **2015:** Fort played quarterback at Chabot Community College for the 2015 season. He played in 8 of 12 games, completing 20 of 49 pass attempts for 282 yards. He threw two touchdown passes and one interception. Fort also had 32 rushing attempts for 178 yards and scored three rushing TDs. **2014:** Redshirted at UW as a quarterback. **High School:** Fort was named to the Super 25 football team by the Casper Star-Tribune both his junior and senior seasons at Campbell County High School in Gillette, Wyo. The Super 25 Team represents the Top 25 players in the state of Wyoming.





each year. He also earned First Team All-State Class 4A honors from WyoPreps.com. both his junior and senior seasons. Fort led Campbell County High School to a 10-1 record and the No. 1 seed in the 2013 Class 4A state playoffs before losing, 7-14, in the semifinals of state to Natrona County. Class 4A is the largest classification in the state of Wyoming. Gillette ranked No. 1 in the state in total offense (394.5 yards per game), No. 1 in rushing offense (253.1 yards per game) and No. 3 in passing offense (141.4 yards per game) in 2013. Fort completed 69 of 138 passes for 1,070 yards, threw eight touchdown passes and only three interceptions his senior season. He also rushed for 670 yards on 80 carries and scored 10 rushing TDs as a senior. His average of 8.4 yards per rush led all players in Class 4A, and his 193.3 yards of total offense per game ranked him No. 2 in the state. In addition to playing quarterback for Campbell County High School, Fort also served as his team's place-kicker his senior season. He led the state of Wyoming in scoring, averaging 12.2 points per game. Fort scored a total of 110 points on 10 touchdowns, five field goals, 33 extra points by kicking and one two-point conversion. His junior season, Fort led Campbell County to a 10-2 record and a runner-up finish in the Wyoming Class 4A state playoffs. He completed 160 of 305 passes for 2,137 yards and threw 13 TD passes his junior season. He also rushed for 785 yards on 125 attempts and scored 10 rushing touchdowns. Gillette led the state in both total offense (407.5 yards per game) and passing offense (181.9 yards per game) in 2012. Individually, Fort led the state in both total offense (239.3 yards per game) and passing (178.1 yards per game) as a junior. He played for head coach Vic Wilkerson. Fort earned the 2014 National Football Foundation Scholar-Athlete award for the state of Wyoming and was a National Merit finalist. **Personal:** Born May 14, 1995, he is the son of Peter and Cyndi Fort. He was one sibling, Travis. He also had recruiting interest from Colorado, Colorado State and Illinois. He is pursuing a degree in management at UW.




**DAVION FREEMAN**  
**Cornerback**  
**5-9, 164, Redshirt Freshman**  
**Del City, Okla.**  
**(Del City)** **27**

(Pronunciation: DAVE-ee-on (long A like the name Dave))


**UW This Season:** Davion Freeman had an impressive spring finishing second on the depth chart at field cornerback. **2015:** Redshirted. **High School:** Davion Freeman was ranked No. 14 on The Oklahoman's Super 30 recruiting rankings as of July 2014. The Oklahoman also selected Freeman to its 2014 Big All-City Football Team as a kick returner. Freeman was an outstanding cornerback, wide receiver and kick returner at Del City High School in Del City, Okla. He received a three-star rating from 247Sports.com recruiting service, and was ranked by 247 Sports as the No. 18 recruit in the state of Oklahoma. As a senior, Freeman had four interceptions and returned one for a touchdown as a defensive back, and caught 36 passes for 640 yards and scored six receiving TDs. His junior season, he returned eight kickoffs or punts for touchdowns. Also a shooting guard on his Del City basketball team and an outstanding track performer, he placed 10th in the 200-meter dash at the 2014 Oklahoma 5A State Track and Field Championships as a junior. Freeman was also part of Del City's 4x100 meter relay team that placed second at the 5A State Championships his junior season. Class 5A is the second largest classification in the state of Oklahoma. His best time in the 200-meter

dash entering his senior season was 22.54. He played for head football coach Nick Warehime. Freeman was also offered scholarships by Arkansas State, New Mexico, New Mexico State and North Texas. **Personal:** He is majoring in criminal justice at UW.



**GARRETT GARDNER**  
**Running Back**  
**6-0, 200, Redshirt Freshman**  
**St. Paul, Minn.**  
**(Central)** **28**

**UW This Season:** Garrett Gardner performed well during 2016 spring drills. He capped off spring practice with 12 rushing attempts for 51 yards in the Spring Game. He is one of a number of young running backs who will back up veterans Brian Hill and Shaun Wick. **2015:** Redshirted. **High School:** Gardner was a Third Team All-State selection and a Second Team All-Metro honoree by the Minneapolis Star Tribune as a senior. He was also named the 2014 St. Paul City Conference Player of the Year while playing for St. Paul Central High School. He rushed for over 1,000 yards his senior season. During his junior and senior seasons, he scored 53 touchdowns and was credited with more than 250 tackles as a linebacker. During his high school career, he helped lead the Minutemen to the St. Paul City League title each year. In April of 2015, Gardner became the first recipient of the newly created Stacy Robinson Leadership Award presented by the Minnesota Chapter of the National Football Foundation to the Minnesota high school football senior who best exemplified leadership. He was elected a team captain his junior and senior seasons. One of Gardner's highlights from high school was in a victory over Highland Park High School where he scored five touchdowns in a 64-33 win for his Central High team. He also played basketball and ran track. He played for head football coach Scott Howell. **Personal:** Gardner is studying business at Wyoming.



**YOUHANNA GHAIFAN**  
**Defensive Tackle**  
**6-4, 284, Redshirt Freshman**  
**Grand Island, Neb.**  
**(Central Catholic)** **93**

(Pronunciation: yo-HAWN-uh, guh-FAWN)

**UW This Season:** Youhanna Ghaifan finished spring drills second on the Wyoming depth chart at defensive tackle. He will add size and strength to the interior of the defensive line. **2015:** Redshirted. **High School:** Ghaifan was ranked by Rivals.com as the No. 6 overall recruit in the state of Nebraska. 247Sports.com ranked him as the No. 8 recruit in the state of Nebraska. Ghaifan was selected to the All-Nebraska First Team for all classifications as a tight end by the Omaha World-Herald his senior season of 2014. He was named to the Lincoln Journal-Star Super State First Team for all classifications as a tight end. He was also named to the All-Class Super State team and the Class C-1 All-State team as a defensive lineman by NebraskaHSFootball.com. NEPrepZone.com named him to the First Team Class C-1 team. He helped lead Grand Island Central Catholic to an 8-3 record and the quarterfinals of the Class C-1 playoffs in 2014. Ghaifan recorded a team high 81.5 tackles his senior season,

SEASON OUTLOOK

COWBOY COACHES

THE COWBOYS

THE OPPONENTS

SEASON IN REVIEW

RECORDS & HISTORY

MOUNTAIN WEST

UW ADMINISTRATION



including a team best 73 solo tackles. He also recorded 17.0 tackles for loss, 2.0 sacks, four fumble recoveries and returned one fumble recovery for a touchdown. As a tight end, he led Central Catholic with 45 receptions for 782 yards and scored six receiving touchdowns. He played for head football coach Charlie Shoemaker. Ghaifan also played soccer for the Grand Island Central Catholic Crusaders. He was recruited by Nebraska and Ohio. **Personal:** He is studying business at UW,



**BRENT GILLILAND**  
**Defensive End**  
**6-2, 269, Redshirt Freshman**  
**Sterling, Colo.**  
**(Sterling)** **99**

**UW This Season:** Brent Gilliland finished the spring second on the depth chart at right defensive end. The redshirt freshman also may play inside at defensive tackle for the Cowboys. **2015:** Redshirted. **High School:** Gilliland earned First Team All-State Class 2A as a senior as presented by the Colorado High School Activities Association (CHSAANow.com), ColoradoPreps.com and MaxPreps.com. The CHSAA team was selected by Colorado high school coaches. He was also an Honorable Mention All-State Class 2A selection by The Denver Post in 2014. Gilliland played both offensive guard and defensive tackle for Sterling High School. He was credited with 84 tackles his senior season, broke up four passes, recovered three fumbles and had 1.0 sack. He helped lead Sterling High to the First Round of the Colorado Class 2A State Playoffs, where they lost a heartbreaking, one-point game (29-28) to No. 5 seed Gunnison in the opening round. His high school football coach was Rob Busmente. Gilliland also played baseball and competed in track and field in high school. **Personal:** He plans to study business at UW.



**JOSIAH HALL**  
**Defensive End**  
**6-1, 232, Redshirt Freshman**  
**Colorado Springs, Colo.**  
**(Falcon)** **53**


**UW This Season:** Josiah Hall moved to defensive end during 2016 spring drills after coming to Wyoming as a linebacker as a freshman. He finished spring practice No. 2 on the depth chart at left defensive end. **2015:** Redshirted. **High School:** Hall is a graduate of Falcon High School in Colorado Springs, Colo. He was a three-year letterwinner in football. He was a two-time First Team All-Area and All-Conference honoree. Hall recorded 110 tackles in his career with 15.5 sacks. He also excelled in the classroom as a two-time Academic All-State selection. **Personal:** Born on April 1, 1997, he is the son of Thaddeus and Julie Hall. His father played football at Western State. Hall is majoring in business at UW.



**MILO HALL**  
**Running Back**  
**5-8, 190, Redshirt Freshman**  
**Denver, Colo.**  
**(Cherry Creek)** **16**

(Pronunciation: MY-lo)


**UW This Season:** Milo Hall displayed during 2016 spring practice the explosiveness that made him one of the top high school players in the state of Colorado. Hall concluded spring drills accounting for 178 all-purpose yards in the Cowboys' Spring Game as he rushed for 26 yards, had 19 yards receiving and 133 yards in kickoff returns, including a long of 57 yards. He is being looked to as a contributor at running back and as a return specialist for the Cowboys this coming season. **2015:** Redshirted. **High School:** Hall was named the Colorado Class 5A player of the year in 2014. He was ranked a three-star recruit by Rivals.com. Hall was also named to the All-Colorado Team by the Denver Post after leading the state in rushing with 2,289 yards and 29 touchdowns. Hall earned First Team 5A All-State honors in 2014 as presented by the Colorado High School Activities Association (CHSAANow.com), ColoradoPreps.com and MaxPreps.com. He was named the CHSAA Player of the Year. Hall rushed for more than 200 yards four times during his senior season at Cherry Creek and averaged 8.5 yards per carry. He was a teammate of fellow UW signee Joseph Parker, as the duo led Cherry Creek to a Colorado 5A High School Championship in 2014. Hall scored a touchdown run to set up the game-winning two point conversion in that state championship game win. During the 2014 state playoffs, the speedy running back rushed for 803 yards and 11 touchdowns. Hall also received scholarship offers from New Mexico State and Northern Colorado. **Personal:** He is majoring in business at UW.



**ISSAC JEFFERSON**  
**Wide Receiver**  
**5-8, 163, Redshirt Freshman**  
**Rawlins, Wyo.**  
**(Rawlins)** **31**


**UW This Season:** Isaac Jefferson will add depth to the wide receiver position for the Cowboys in 2016. **2015:** Redshirted. **High School:** A graduate of Rawlins High School in Rawlins, Wyo. Jefferson was an All-State selection his senior season. He was named to the Second Team Casper Star-Tribune Super 25 Team in 2014. He was a three-time All-Conference Selection in high school, as well. During his senior season, Jefferson had 1,067 receiving yards and scored 10 touchdowns. Defensively, he added 98 total tackles during his senior campaign. **Personal:** The son of Willie and Leslie Jefferson, his father played football for the Cowboys in 1987. **Personal:** Jefferson has not yet declared a major at UW.



**C.J. JOHNSON**  
**Wide Receiver**  
**6-2, 196, Redshirt Freshman**  
**Bellevue, Neb.**  
**(Bellevue West)** **14**

**UW This Season:** C.J. Johnson excelled during 2016 spring practice, and was one of the most improved Cowboys in spring ball. In the Spring Game, he led all receivers with four receptions for 118 yards, including a 62-yard touchdown reception. His performance in spring placed him No. 2 on the depth chart at the X receiver position behind senior Jake Maulhardt. **2015:** Redshirted. **High School:** Johnson was ranked as the No. 3 overall recruit in the state of Nebraska by Rivals.com in 2014. He was ranked as the No. 4 overall recruit in Nebraska by both ESPN.com and 247Sports.com. All three recruiting sites ranked him as a three-star recruit. Johnson was selected to the All-Nebraska First Team for all classifications by the Omaha World-Herald both his junior and senior seasons. He was also elected to the Lincoln Journal-Star Super State First Team for all classifications. Johnson was named the Nebraska Gatorade Player of the Year for 2014. His father, Clester Johnson, was the Nebraska Gatorade Player of the Year in 1991 at Bellevue West High and went on to letter for the Nebraska Cornhuskers as a wingback from 1993-95. According to the Gatorade archives, the two became the first father-son football recipients in the national history of the Gatorade State Player of the Year awards. C.J. Johnson was also named to the All-Class Super State team and the Class A All-State team by NebraskaHSFootball.com. NEPrepZone.com named him to the First Team Class A team. Class A is the largest classification in Nebraska. Johnson broke numerous Nebraska high school state receiving records during his career. His 3,548 career receiving yards set a new state of Nebraska record for all classifications. His 195 career receptions set a Nebraska Class A record, as did his 44 career receiving TDs. He ended his high school career with 4,827 all-purpose yards. His senior season, he caught 63 passes for 1,214 yards, had 20 receiving touchdowns and led all Class A players in receptions, receiving yards and receiving TDs. He played for head coach Michael Huffman. Johnson was also an outstanding basketball player for Bellevue West High. He was recruited by Harvard, Kansas, Kansas State, Missouri, Nebraska and Ohio. **Personal:** He has not yet decided on a college major at UW.



**ADAM KINDER**  
**Defensive End**  
**6-2, 252, Senior**  
**Newport Beach, Calif.**  
**(Newport Harbor)** **86**

**UW This Season:** Adam Kinder returns for his senior season in 2016 and will add depth and maturity at the defensive end position for the Cowboys. **2015:** Did not appear in any contests. **2014:** Kinder added depth to the defensive line appearing in one game. **2013:** Kinder was a valuable practice player for the Pokes, but did not play in any games. **2012:** Redshirted. **High School:** Kinder played football and basketball at Newport Harbor High, in Newport Beach, Calif., and he was named the special teams player of the year in his senior season. He was an

honor roll student all four years of high school. **Personal:** Born Jan. 31, 1994, he is the son of Tom and Erin Kinder. He has one sibling, Cole. His father played football for Wyoming in the 1980s. Kinder has already earned his bachelor's degree in management from UW, and is currently pursuing a degree in marketing.



**GRANT LEWIS**  
**Tight End**  
**6-5, 235, Sophomore**  
**Memphis, Tenn.**  
**(White Station)** **84**

**UW This Season:** Grant Lewis was limited during 2016 spring drills. He is still recovering from a severe knee injury he suffered during spring practice in 2015 that caused him to miss the entire 2015 season. It is hoped he will be at full speed when the Cowboys begin practice in August. **2015:** Lewis missed the entire 2015 season due to an injury he suffered during 2015 spring practice. **2014:** Redshirted. **High School:** Lewis played tight end and wide receiver at White Station High School in Memphis, Tenn. He and his White Station High teammates earned their way all the way to the 2013 Tennessee 6A state semifinals in 2013, posting a 9-5 record along the way. Lewis had 22 receptions his senior season, including scoring five receiving touchdowns and four rushing TDs. He was one of four finalists in the greater Memphis area for the 2013 Fellowship of Christian Athletes (FCA) Bull Bramlett Award. The Bull Bramlett Award is presented annually to the high school football player in the Shelby County area who best exemplifies excellence on the field, as well as high character, integrity and godliness off the field. John "Bull" Bramlett was a standout at Memphis State University before becoming an all-pro NFL linebacker. Lewis played for head coach Joe Rocconi at White Station High. Lewis was also recruited by Memphis. **Personal:** Born on May 9, 1995, he is the son of Brian and Joanne. He has one brother Travis and one sister Sarah. He is majoring in marketing at UW.



**AUSTIN LOPEZ**  
**Linebacker**  
**6-3, 223, Redshirt Freshman**  
**Colorado Springs, Colo.**  
**(Palmer)** **54**

**UW This Season:** Austin Lopez is one of a number of young linebackers who will be looked to develop depth at the linebacker position for the Cowboys in 2016. **2015:** Redshirted. **High School:** Lopez is a graduate of Palmer High School in Colorado Springs, Colo. He was an All-State Selection his senior season. Lopez was a three-time All-Conference selection playing running back and linebacker. During his senior season, he recorded 214 tackles and rushed for 782 yards. As a junior, he was credited with 110 tackles, and he had 91 tackles as a sophomore. Lopez was a National Honor Society member and Academic All-Conference honoree all four years of high school. He also earned Academic All-America honors in football and hockey his junior and senior seasons. In addition to football and hockey, he also ran track in high school. He played for head football coach Jeff Priestly. **Personal:** Lopez was born on April 4, 1997. He is the son of Steed and Michele Lopez and has two older brothers, Kyle and Mason. Lopez is majoring in physiology at UW.

SEASON OUTLOOK

COWBOY COACHES

THE COWBOYS


THE OPPONENTS

SEASON IN REVIEW

RECORDS &amp; HISTORY

MOUNTAIN WEST

UW ADMINISTRATION



## TREVOR MEADER

**Defensive End**  
**6-4, 239, Senior**  
**Lincoln, Neb.**  
**(Wayne State College)**

**51**

**UW This Season:** Trevor Meader was having a good spring practice before re-injuring the same knee that caused him to miss the 2015 season. He is expected to miss the entire 2016 season, but continues to rehab his injury and plans to come back in 2017. **2015:** Meader did not appear in any contests for the Pokes in 2015 due to suffering a season-ending knee injury prior to the start of the season. **2014:** Redshirted. **Prior to UW:** Meader played football at Wayne State College in Wayne, Neb. He recorded 20 tackles and one sack during his freshman season in 2013. **High School:** Meader played his high school football at Lincoln Southwest High School in Lincoln, Neb. **Personal:** He was born on May 21, 1994, he is the son of Tim Meader and Kristy Boehrer. He has one sister Abby. He is majoring in sociology at UW.



## ELI MOODY

**Offensive Tackle**  
**6-3, 281, Senior**  
**Lovell, Wyo.**  
**(Rocky Mountain College)**

**62**

**UW This Season:** Eli Moody is expected to add depth at the offensive tackle position for the Cowboys in 2016. He completed 2015 spring practice No. 2 on the depth chart at left tackle. **2015:** Moody did not appear in any contests for the Pokes in 2015. **2014:** Redshirted after transferring from Rocky Mountain College in Billings, Mont. **High School:** Moody was a three-time letterwinner at Lovell High School. He earned All-State honors his senior season. Moody was also a two-time All-Conference selection. He played for head coach Doug Hazen. **Personal:** Born on March 3, 1994, he is the son of Brad and Matty. He has one brother Ryan. He is majoring in physical education teaching at UW.



## JALEN ORTIZ

**Free Safety/Nickel**  
**5-10, 196, Redshirt Junior**  
**Peoria, Ariz.**  
**(UCLA)**

**8**

**UW This Season:** Jalen Ortiz participated in his first spring practice with the Cowboys in 2016. He worked at both safety and nickel back during spring drills, and will provide the Cowboy defense the flexibility to use him at multiple positions. He transferred to Wyoming prior to the 2015 season from UCLA where he played cornerback and wide receiver. **2015:** Ortiz redshirted the 2015 season to satisfy NCAA transfer rules. **At UCLA:** Ortiz played two seasons for the Bruins, appearing in 26 games. In 2014, Ortiz played 13 games as a reserve in the Bruin's secondary and special teams. He made five tackles in two games with for coming against Texas.

In 2013, Ortiz saw action at wide receiver hauling in four passes for 27 yards. He also excelled in the classroom at UCLA, earning Honorable Mention Academic All-PAC 12 honors. **High School:** He was ranked as a three-star recruit out of high school by Rivals.com and Scout.com. ESPN listed him as the third best recruit in the state of Arizona and the No. 31 cornerback in the country. He was named the No. 101 prospect in the West by Scout.com, and was ranked as the nation's No. 66 running back. As a senior, he totaled 1,401 rushing yards and 12 touchdowns. He caught 32 passes for 501 yards and five touchdowns out of the backfield. On defense, Ortiz recorded 19 tackles and four interceptions. He also excelled in the return game with two kick return touchdowns and a 40.4-yard average on seven returns. **Personal:** He is majoring in political science at UW.



## ETHAN PATRICK

**Cornerback**  
**6-0, 191, Junior**  
**St. Croix, Virgin Islands**  
**(Laurel H.S., Md.)**

**13**

**UW This Season:** Ethan Patrick will add depth to the Cowboy secondary as a cornerback. **2015:** Patrick joined fellow Wyoming teammate and St. Croix, Virgin Islands native Du'Ryan Ebbesen on the Cowboy team in 2015. **High School:** Patrick played his high school football at Laurel High School in Laurel, Md. **Personal:** He is majoring in sociology at UW.



## PAUL SCHWAB

**Offensive Tackle**  
**6-5, 306, Redshirt Freshman**  
**Afton, Wyo.**  
**(Star Valley)**

**77**


**UW This Season:** Paul Schwab finished the spring No. 2 on the depth chart at right tackle. **2015:** Redshirted. **High School:** Schwab was a two-year letterwinner at Star Valley High School. He led his team to the state quarterfinals his senior season. He earned All-Conference honors as a senior. He also excelled in the classroom as a member of the National Honor Society. **Personal:** Born on January, 18 1994, he is the son of Daniel and Kristi. He has four siblings, Chelsi, Mitchell, Hannah and Braxton. Schwab is majoring in management at Wyoming.







**COLE TURNER**  
**Offensive Guard**  
**6-4, 292, Sophomore**  
**Cedar Rapids, Iowa**  
**(Xavier)** **67**

**UW This Season:** Cole Turner enters his third season as a member of the Cowboy football program in 2016. He concluded 2016 spring drills as the backup to Kaden Jackson at right guard. **2015:** Turner did not appear in any contests for the Cowboys. **2014:** Redshirted. **High School:** Turner earned All-Conference honors his senior season, while helping guide his Xavier High School Saints to back-to-back appearances in the Iowa Class 4A state championship games in 2012 and 2013. Class 4A is the largest classification in the state of Iowa. His senior season, the Xavier Saints posted a 12-2 record, advancing to the state championship game before losing to Dowling High 13-44. His junior season, Xavier High finished with a 14-1 record and also concluded the season as runner-up for the 2012 Iowa Class 4A state championship, losing in the state championship game, 17-23, to Ankeny High. Also an outstanding prep wrestler, he ranked seventh in the state in the 285-pound weight category. Turner played for head coach Duane Schulte. Turner also had recruiting interest from Iowa, Iowa State and Minnesota. **Personal:** He has not yet declared a major at UW.



**JAYLON WATSON**  
**Linebacker**  
**6-0, 232, Redshirt Freshman**  
**Broken Bow, Okla.**  
**(Broken Bow)** **15**


**UW This Season:** Jaylon Watson will be one of a number of young linebackers vying for playing time in 2016. A middle linebacker, he has the advantage of learning from a group of senior linebackers, including Lucas Wach and Eric Nzeocha. **2015:** Redshirted. **High School:** Watson was ranked by 247Sports.com as the No. 28 best overall recruit in the state of Oklahoma in 2014. He played running back and defensive end his senior season, but is projected as a linebacker for the Cowboys. Watson rushed for 547 yards on 97 carries, scored 19 rushing touchdowns and averaged 5.6 yards per attempt his senior season. Watson also played power forward on his Broken Bow basketball team. He played for head football coach Scott Pratt. Watson was also recruited by Army, Ohio and Tulsa. **Personal:** He is majoring in kinesiology and health promotion at Wyoming.



**LOGAN WILSON**  
**Linebacker**  
**6-2, 221, Redshirt Freshman**  
**Casper, Wyo.**  
**(Natrona County)** **30**

**UW This Season:** Logan Wilson moved to weak-side linebacker from strong safety during 2016 spring drills. He finished spring ball No. 1 on the depth chart at that position, and had the Cowboy defensive staff

excited about the successful transition he made. **2015:** Redshirted. **High School:** Wilson was selected to the 2014 Casper Star-Tribune Super 25 Team. He was named to the Wyoming Coaches Association Class 4A All-State team as a defensive back and wide receiver in both 2013 and 2014, and was selected to the same All-State team as a punter for three consecutive seasons in 2012, '13 and was a unanimous selection in 2014. As a defensive back, wide receiver and punter, he helped lead Natrona County to an undefeated season and the 2014 Class 4A State Championship. Wilson was selected to play in the 2015 Shrine Bowl on June 13, 2015, in Casper, Wyo. He was also part of Natrona County's 2012 undefeated State Championship team. His senior season, he had 29 receptions for 493 yards, averaged 17.0 yards per reception and scored seven receiving touchdowns. As a defensive back, Wilson was credited with 22 total tackles, including 21 solo tackles with 1.0 tackle for loss, five pass breakups and six interceptions. He also served as NC's punter, averaging 43.7 yards per punt on 27 punts. Natrona County led the state of Wyoming in: rushing defense, allowing only 84.6 yards per game; passing defense, giving up only 110.5 yards per game; and total defense, allowing only 195.1 yards per game. He played for head coach Steve Harshman at Natrona County High School. Wilson was also recruited by Colorado. **Personal:** He was born on July 8, 1996. He is the son of Trevor and Carla Wilson. His father Trevor wrestled at Dickinson State. He plans to study physical education teaching at Wyoming.



**BEN WISDORF**  
**Linebacker**  
**6-1, 213, Redshirt Freshman**  
**Cheyenne, Wyo.**  
**(East)** **43**

**UW This Season:** Ben Wisdorf had a strong spring and will add depth to the Pokes linebacking corp as a redshirt freshman in 2016. **2015:** Redshirted. **High School:** Wisdorf was named to the 2014 Casper Star-Tribune Super 25 Team for the state of Wyoming. Wisdorf earned First Team Class 4A All-State honors from the Wyoming Coaches Association as a wide receiver and defensive back as a senior in 2014 and as a linebacker in 2013. He played linebacker, free safety and wide receiver for Cheyenne East High School during his career. His senior season, Wisdorf was credited with 105 defensive points, including 50 total tackles, 21 solo tackles, 7.5 pass breakups, two fumble recoveries and one interception. He caught 49 passes for 588 yards and scored five receiving touchdowns as a senior. As a junior, he helped lead Cheyenne East to the 4A State Championship. For his career, he totalled 220 defensive points, 92 tackles, 39 solo tackles, 9.5 pass breakups, five interceptions, 4.0 sacks, three fumble recoveries and two blocked kicks. He played for head football coach Chad Goff. **Personal:** Born on May 14, 1996, he is the son of Tim and Jill Wisdorf. He has five siblings. He is majoring in business at UW.

SEASON OUTLOOK

COWBOY COACHES

THE COWBOYS

THE OPPONENTS

SEASON IN REVIEW

RECORDS &amp; HISTORY

MOUNTAIN WEST

UW ADMINISTRATION



# UNIVERSITY OF WYOMING 2016 FOOTBALL SIGNEES

## Junior-College Signees

No.	Name	Pos.	Ht.	Wt.	Class	Hometown (Last School)
<b>5</b>	<b>RICO GAFFORD</b>	CB	5-11	180	JR.	WEST DES MOINES, IOWA (IOWA WESTERN CC)

Rico Gafford is a 5-11, 180-pound cornerback, who in 2014 started as a freshman at Iowa Western CC and helped the Reivers reach the National Junior College Athletic Association (NJCAA) National Championship Bowl. IWCC ended the season with an 11-1 record and were ranked No. 3 in the nation after losing, 34-17, to No. 1 ranked East Mississippi for the national championship. Earlier in the season, Iowa Western had been ranked as high as No. 1 in the country. In 2015, Gafford helped lead the Reivers to another outstanding season. IWCC again finished the 2015 season ranked No. 3 in the final NJCAA national rankings. The Reivers posted a 10-2 record and won their last 10 consecutive games in 2015. IWCC concluded the season defeating Georgia Military by a score of 20-6 in the Graphic Edge Bowl.

Gafford was named Second Team All-Iowa Community College Athletic Conference (ICCAC) as a sophomore and Honorable Mention All-ICCAC as a freshman.

Gafford concluded his sophomore season of 2015 with 44 total tackles, including 32 solo tackles and 1.5 tackles for loss. He recovered two fumbles, returning them for 70 yards, and added two interceptions and four pass breakups. A versatile athlete, Gafford had 11 rushing attempts on offense, gaining 45 yards. He also returned four kickoffs as a sophomore for 96 yards, and ended the season with 141 all-purpose yards. Iowa Western's defense ranked No. 7 in the nation in fewest points allowed (16.8 points per game), and ranked No. 12 in the NJCAA in total defense, giving up an average of only 281.0 yards per game.

His freshman season of 2014, Gafford was credited with 33 total tackles, including 22 solo tackles. He recovered one fumble, intercepted three passes for 61 yards and broke up three other passes. Gafford returned 14 kickoffs for 364 yards and averaged 26.0 yards per return. He also returned a blocked punt 12 yards for a touchdown. Gafford concluded his freshman season with 376 all-purpose yards. As a team, Iowa Western ranked No. 10 in the nation in scoring defense in 2014, allowing only 18.3 points per game and ranked No. 29 in total defense (316.3 yards per game).

Originally from West Des Moines, Iowa, Gafford played football and was an outstanding sprinter on the track team in high school. He earned Des Moines Register Class 4A All-State honors in football both as a junior and senior. Class 4A is the largest classification in Iowa. He earned First Team Class 4A All-State as a defensive back from Iowa Sports Spotlight his senior season and was a Second Team Class 4A All-State selection as a junior. Gafford won both the 100 meters and 200 meters for Class 4A as a senior at the 2014 Iowa State Track and Field Championships. His 10.61 time in the 100 meters stands as the fastest fully automatic timed (FAT) 100 meters in the history of the Iowa State Meet. He won the 200 meters in a time of 21.49.

Gafford was also recruited by Ohio and Troy. He played for head coach Scott Strohmeier at Iowa Western Community College.

<b>58</b>	<b>TANIELA LOLOHEA</b>	DE	6-1	245	JR.	HAWTHORNE, CALIF. (EL CAMINO CC, CALIF.)
-----------	------------------------	----	-----	-----	-----	--

As a sophomore at El Camino College, the 6'1", 245-pound defensive end earned Second Team All-Conference honors in the Central League of the Southern California Football Association. Lolohea recorded 56 tackles, including 5.0 sacks and 11.5 tackles for loss. He also recovered two fumbles -- one of which was for a touchdown. His freshman season, Lolohea was credited with 13 tackles, including 0.5 tackles for loss and forced one fumble. He played for head football coach John Featherstone at El Camino College. Lolohea has already served an LDS Church Mission to Nicaragua, and will come to Wyoming as a very mature player.

Lolohea is originally from Hawthorne, Calif., where he played at Hawthorne High School.

<b>95</b>	<b>HUNTER VAN EMMERIK</b>	DT	6-4	280	JR.	FERNDAL, CALIF. (COLLEGE OF THE REDWOODS, CALIF.)
-----------	---------------------------	----	-----	-----	-----	---

Hunter Van Emmerik is a 6-4, 280-pound defensive lineman. He earned All-Golden Valley Conference honors at the College of the Redlands. He recorded 28 tackles a season ago with three tackles for loss and one sack. He also recorded one fumble recovery playing primarily at defensive end.

Van Emmerik was an All-State selection in high school at Ferndale High School in Ferndale, Calif. He was also named First-Team Humboldt Del Norte Conference in 2011 and 2012. He also played basketball and baseball in high school.

## High-School Signees

No.	Name	Pos.	Ht.	Wt.	Class	Hometown (Last School)
<b>97</b>	<b>JA'CHAI BAKER</b>	DL	6-6	260	FR.	COUNCIL BLUFFS, IOWA (LEWIS CENTRAL)

Pronunciation: juh-KI

Ja'Chai Baker earned Second Team Class 4A All-District honors from the Des Moines Register as a senior in 2015. Class 4A is the largest classification in Iowa. He is ranked by 247 Sports as the No. 13 recruit in the state of Iowa. Baker was credited with 41 tackles, including 29 solo tackles, 4.0 sacks and three fumble recoveries his senior season at Lewis Central High in Council Bluffs, Iowa. His 41 tackles ranked him No. 23 among all Class 4A players at all positions in Iowa, and his three fumble recoveries tied him for No. 3 among all Class 4A players in Iowa. He helped lead the Titans to an 8-4 record in 2015. Lewis Central advanced to the Iowa Class 4A State Playoffs. The Titans won their first two games in the 2015 state playoffs, advancing to the quarterfinals of state. Baker is also a starter on the Lewis Central basketball team. He played for head football coach Jim Duggan at Lewis Central.

Baker was also recruited by Iowa, Iowa State and Nebraska.





## High-School Signees (continued)

No.	Name	Pos.	Ht.	Wt.	Class	Hometown (Last School)
<b>20</b>	<b>JOSH BOYD</b>	S	6-2	175	FR.	BAKERSFIELD, CALIF. (BAKERSFIELD WEST)

Josh Boyd earned First Team All-Area honors as a senior defensive back at Bakersfield West High School in Bakersfield, Calif. In 2015, he made 90 tackles, including 56 solo tackles, had 5.0 tackles for loss, 1.0 sack, five pass breakups, forced three fumbles, blocked one field goal and intercepted one pass, which he returned for a touchdown. As a wide receiver, he caught 66 passes as a senior for 1,096 yards and 11 touchdowns. He also returned a punt for a touchdown. He totalled 262 yards in kickoff returns and 161 yards in punt returns in 2015, which combined with his receiving and rushing yards gave him 1,523 all-purpose yards on the season. Boyd was a leader of a Bakersfield West team that advanced to the quarterfinals of the 2015 CIF Central Section Division II Playoffs. His junior season, he earned Second Team All-Area honors as a defensive back, while making 77 tackles, including 39 solo tackles. He had three interceptions, 4.0 tackles for loss, five pass breakups, recovered one fumble, forced two fumbles and blocked two field goals as a junior. He added 11 receptions for 161 yards, 39 rushing yards, 132 kickoff return yards and 142 punt return yards for 474 all-purpose yards as a junior. He also played varsity as a sophomore recording 61 tackles, intercepting two passes, breaking up six other passes, recovering one fumble and forcing two fumbles. He accounted for 514 all-purpose yards as a sophomore, with 106 rushing yards, 133 receiving and 275 in kickoff returns. Boyd played for head coach Mark Camps.

<b>89</b>	<b>PARKER DUMAS</b>	WR	6-5	200	FR.	NORTH BEND, WASH. (MOUNT SI)
-----------	---------------------	----	-----	-----	-----	------------------------------

**Pronunciation:** D00-muss

Parker Dumas is ranked by Rivals as the No. 20 best recruit in the state of Washington. He earned First Team All-KingCo 4A honors his senior season as a wide receiver at Mount Si High School in Washington state. He led his Mount Si team in all receiving categories, catching 48 passes for 712 yards and nine receiving touchdowns in 2015. He also returned eight kickoffs for 209 yards to account for 921 all-purpose yards. He ranked No. 13 among all Washington Class 4A players in receiving yards. Class 4A is the largest classification in Washington. Dumas helped guide Mount Si to an 8-3 record and third-place finish in the KingCo 4A conference in 2015. Mount Si was one of only 16 teams to advance to the 2015 Class 4A State Playoffs, before losing in the first round. Dumas played for head football coach Charlie Kinnune.

Dumas was also recruited by Oregon State, Washington State and Washington.

<b>11</b>	<b>CHANDLER GARRETT</b>	QB	6-5	205	FR.	YUKON, OKLA. (MUSTANG)
-----------	-------------------------	----	-----	-----	-----	------------------------

Chandler Garrett is ranked by 247 Sports as the No. 8 recruit in the state of Oklahoma. He is ranked No. 23 in The Oklahoman's final Super 30 rankings of top Oklahoma recruits of 2015. Garrett is a three-star ranked recruit by 247 Sports. He was named by the Oklahoma Coaches Association to its Class 6A All-Star team at the conclusion of his senior season. Class 6A is the largest classification in the state of Oklahoma. He will join fellow Wyoming recruits, offensive lineman Jace Webb and linebacker Shiloh Windsor, in the Oklahoma Coaches Association All-State Football Game on July 29, 2016. He led his Mustang High team to the Quarterfinals of the 2015 Class 6A-1 State Playoffs. Garrett completed 178 of 275 passes (.647) for 2,489 yards, 21 touchdowns and only nine interceptions, while rushing for 173 yards and six rushing TDs his senior season. As a junior, Garrett led his Mustang High team to the Semifinals of the 2014 Class 6A-1 State Playoffs. His junior season, he completed 196 of 328 passes (.598) for 2,389 yards 18 TDs and 11 interceptions, while rushing for 303 yards and nine touchdowns. Garrett played for former Wyoming Cowboy quarterback and Mustang High head coach Jeremy Dombek.

Garrett was also recruited by Air Force, Kansas State, Oklahoma, Oklahoma State, Texas and Tulsa.

<b>23</b>	<b>MIKE GREEN II</b>	RB	5-11	205	FR.	SACRAMENTO, CALIF. (GRANT)
-----------	----------------------	----	------	-----	-----	----------------------------

Mike Green II was ranked as the No. 49 best recruit in the entire state of California in 2015 by MaxPreps. He rushed for 1,063 yards on 150 carries, averaged 7.1 yards per carry and scored 10 rushing touchdowns his senior season at Grant High School in Sacramento, Calif. Green had two 100-yard rushing games in 2015 -- 124 yards versus Burbank High and 170 vs. Beyer High. He scored three touchdowns in a single game in games against Beyer and Davis. Green also caught five passes for 43 yards and had 54 yards in kickoff returns for a total of 1,160 all-purpose yards. He helped lead Grant High to a 10-2 record in 2015 and a No. 1 seed in the CIF Sac Joaquin Section Division II Playoffs. Grant advanced to the second round of the playoffs. As a junior, Green rushed for 1,280 yards on 165 carries, averaged 7.8 yards per carry and scored 17 touchdowns. He had five 100-yard rushing games his junior season. He added 41 receiving yards and 38 kickoff return yards for 1,359 all-purpose yards as a junior. In 2014, Grant posted a 14-1 record, with its only loss coming in the CIF Northern California Division I Championship game to Folsom High. Green was a high school teammate of current Cowboy sophomore defensive end Carl Granderson. They played for head coach Mike Alberghini.

Green was also recruited by Colorado State and Fresno State.

<b>9</b>	<b>TYLER HALL</b>	CB	5-10	175	FR.	HAWTHORNE, CALIF. (JUNIPERO SERRA)
----------	-------------------	----	------	-----	-----	------------------------------------

Tyler Hall helped lead Junipero Serra High to a 9-3 record and the quarterfinals of the CIF Southern Section Pac-12 Division playoffs. Hall was named First-Team All-Mission League. During his senior season he recorded 52 tackles with 42 solo stops and 10 assisted tackles. Hall intercepted three passes and returned them for a combined 97 yards, including one interception return for a touchdown. He also saw time on offense hauling in seven catches for 100 yards and one touchdown. He played for high school football coach Scott Altenberg.

Hall also received recruiting interest from Nebraska.



## High-School Signees (continued)

No.	Name	Pos.	Ht.	Wt.	Class	Hometown (Last School)
<b>3</b>	<b>ALIJAH HALLIBURTON</b>	S	6-2	175	FR.	AURORA, COLO. (OVERLAND)

Alijah Halliburton is ranked by 247 Sports as the No. 12 recruit in the state of Colorado. He was one of only 31 players named to the 2015 Denver Post First Team All-Colorado Team for all classifications. Halliburton was named First Team All-State Class 5A by the Colorado High School Activities Association (CHSAA). Class 5A is the largest classification in Colorado. He also earned All-Centennial League honors his senior season. During his senior season, he recorded a team-high 125 total tackles with 5.0 tackles for loss and 2.0 sacks. He averaged 12.5 tackles per game his senior season. Halliburton recorded one interception on the season and returned a punt for a touchdown. He also added 31 catches for 325 yards and three touchdowns at wide receiver. He is a key member of the Overland High School basketball team that is currently ranked No. 1 in the state of Colorado. Halliburton was a high school teammate of current Wyoming sophomore defensive end Kevin Prosser and current Cowboy Basketball freshman guard Austin Conway. Halliburton played for high school football coach Seth Replogle.

Halliburton was also recruited by Arizona State and Nevada.

<b>47</b>	<b>DREW HARVEY</b>	LB	6-0	210	FR.	CRETE, ILL. (CRETE MONEE)
-----------	--------------------	----	-----	-----	-----	---------------------------

Drew Harvey was ranked as the No. 17 best prospect in the state of Illinois by MaxPreps. He was named Second Team All-Illinois by USA Today. Harvey also earned All-State Special Mention honors from the Chicago Tribune. He recorded 145 tackles, including 17.0 tackles for loss, 4.0 sacks and two fumble recoveries his senior season. He helped his team post an 11-3 record and finish as the Runner-up for the Illinois 6A State Championship. Harvey recorded eight tackles, including 2.0 tackles for loss in the State Championship game. He played for head football coach John Konecki.

Harvey was also recruited by Northern Illinois.

<b>50</b>	<b>ADRIAN KING</b>	LB	6-1	220	FR.	DENVER, COLO. (GEORGE WASHINGTON)
-----------	--------------------	----	-----	-----	-----	-----------------------------------

Adrian King was named Second Team All-State Class 4A by the Colorado High School Athletic Association. Class 4A is the second largest classification in Colorado. He recorded 94 total tackles his senior season with 61 solo stops. King also added a team-high 18 tackles for loss. He finished the season with two interceptions and two fumble recoveries. King also spent time playing tight end, recording 18 catches and scoring six touchdowns. During his junior season, he recorded 150 total tackles and added 9.5 sacks. He finished his high school career at George Washington High with 309 career tackles and 10.5 sacks. King recorded a career-high 19 tackles against Thomas Jefferson High School during his senior season, and recorded a career-high six tackles for loss against Kennedy High School. King played for high school coach James Everett.

<b>46</b>	<b>CASSH MALUIA</b>	LB	6-0	210	FR.	PARAMOUNT, CALIF. (PARAMOUNT)
-----------	---------------------	----	-----	-----	-----	-------------------------------

**Pronunciation:** CASH, mall-uh-EE-oo

Cassh Maluia was a two-way player at Paramount High School seeing time at safety and quarterback. He was the leading tackler for Paramount High School his senior season, recording 110 total tackles. He finished the season with 69 solo tackles and 41 assisted stops. Maluia recorded two interceptions on the season and blocked three punts. He also threw for 758 yards with six touchdowns, while rushing for 404 yards with five touchdowns. Maluia recorded a career-high 19 tackles last season against Dominquez High School. During his junior season he was primarily used as a quarterback throwing for 596 yards with nine touchdowns. He also rushed for 705 yards with one touchdown. He played for head football coach Matt Howard.

<b>87</b>	<b>SAM MAUGHAN</b>	TE	6-3	220	FR.	BEAVERCREEK, ORE. (OREGON CITY)
-----------	--------------------	----	-----	-----	-----	---------------------------------

**Pronunciation:** MAWN (Rhymes with Dawn)

Sam Maughan is ranked by 247 Sports as the No. 14 recruit in the state of Oregon. He earned Second Team All-Mt. Hood Conference honors his senior season. During his senior season, he had 35 receptions for 538 yards and scored eight touchdowns. Maughan averaged 15.4 yards per catch as a senior. He helped lead Oregon City High to the quarterfinals of the Oregon Class 6A State Playoffs, which is the largest classification in the state of Oregon. He played for high school head coach Randy Nyquist.

Maughan was also recruited by Air Force.

<b>52</b>	<b>JAHMARI MOORE</b>	LB	6-2	215	FR.	OAK PARK, ILL. (OAK PARK AND RIVER FOREST)
-----------	----------------------	----	-----	-----	-----	--

**Pronunciation:** juh-MAR-ee

Jahmari Moore was named the West Suburban Conference Defensive Player of the Year as a senior. He was named All-West Suburban Conference, as well. Moore recorded 55 tackles during the regular season to go along with 8.0 tackles for loss and 4.0 sacks. He added three forced fumbles and recorded two interceptions. Moore excels in the classroom as an All-Academic selection. He led his team to a 9-2 overall record and the No. 4 seed in the Class 8A Playoffs, the highest classification in the state of Illinois. Oak Park and River Forest High advanced to the Second Round of the Class 8A Playoffs. He played for head coach John Hoerster.

Moore was also recruited by Illinois, Indiana, Iowa State, Northern Illinois and Northwestern.





## High-School Signees (continued)

No.	Name	Pos.	Ht.	Wt.	Class	Hometown (Last School)
<b>13</b>	<b>JOHN OKWOLI</b>	WR	6-2	205	FR.	PHOENIX, ARIZ. (NORTH CANYON)

**Pronunciation:** awk-WALL-ee

John Okwoli is ranked as the No. 14 best recruit in the state of Arizona by both 247 Sports and ESPN.com. He is a three-star ranked recruit by Rivals, 247 Sports and ESPN. Okwoli was selected Second Team All-Arizona for Division III by the Arizona Republic in 2015. He played in eight games as a senior, catching 51 passes for 747 yards, six touchdowns and 1,035 all-purpose yards. On defense, he had 26 tackles as a senior, three interceptions, two pass breakups and one fumble recovery. His junior season, he played in 10 games and caught 86 passes for 1,408 yards and scored 10 TDs, while accounting for 1,934 all-purpose yards. Okwoli added 47 tackles, 5.0 tackles for loss, two interceptions and four pass breakups his junior season. Okwoli is also a starter on his North Canyon basketball team. He played for head football coach Cornelius Bowick.

Okwoli was recruited by Boise State, Colorado, Nevada, UNLV, Utah State and Washington State.

<b>40</b>	<b>COOPER ROTHE</b>	K	5-11	155	FR.	LONGMONT, COLO. (LONGMONT)
-----------	---------------------	---	------	-----	-----	----------------------------

**Pronunciation:** ROTH

Cooper Rothe is ranked by 247 Sports as the No. 15 best recruit in the state of Colorado in 2015. He was one of only 31 players and the only place-kicker named to the 2015 Denver Post All-Colorado First Team for all classifications. Rothe was also named First Team All-State Class 4A by the Colorado High School Activities Association (CHSAA). Class 4A is the second largest classification in Colorado. His senior season, he converted 10 of 14 field goals (71.4 percent), including a long field goal of 55 yards. He was 60 of 63 in point after touchdowns (95.2 percent). A very versatile athlete, he also played defensive back for Longmont High. He intercepted an amazing nine passes as a senior, returning them for 169 yards and three TDs. He also recorded 44 total tackles, including 23 solo tackles, broke up 12 passes, recovered one fumble and blocked one field goal. Rothe scored two other touchdowns, one rushing and one on a kickoff return. He scored 120 points on the season -- 90 from kicking and 30 points on five touchdowns. He also totalled 35 rushing yards on the season. On special teams, he had 184 yards in kickoff returns, 424 yards in punt returns and ended his senior season with 812 all-purpose yards. He helped lead Longmont High to a 12-1 record and the No. 2 seed in the 2015 Colorado Class 4A Playoffs. Longmont advanced to the semifinals of the State Playoffs before losing to eventual State Champion Windsor. Rothe's junior season, he made 4 of 6 field goals (66.7 percent), including a long of 42 yards and converted on 43 of 45 extra points (95.6 percent). He intercepted nine passes as a junior and scored one touchdown on an interception return. He totalled 62 tackles (41 solo tackles), broke up six passes, forced one fumble and blocked two kicks. As a sophomore, he made 5 of 6 field goals (83.3 percent) and 29 of 30 PATs (96.7 percent). His longest made field goal as a sophomore came from 45 yards out. He played for head football coach Doug Johnson.

Rothe was also recruited by Air Force.

<b>55</b>	<b>GAVIN RUSH</b>	OL	6-3	285	FR.	PHILLIPS, NEB. (AURORA)
-----------	-------------------	----	-----	-----	-----	-------------------------

Gavin Rush is ranked by 247 Sports as the No. 9 recruit in the state of Nebraska. He was named Honorary Captain of the Nebraska Class B All-State team as a senior. He was a member of the Omaha World Herald All-Nebraska Team. Rush was also named to the Lincoln Journal Star All-Super State team. He helped pave the way for an offense that recorded over 5,000 yards of total offense. He also saw time on the defensive line recording 44 tackles and 1.0 sack his senior season. He helped lead Aurora High School to the Nebraska Class B State Championship game. He played for head coach Kyle Peterson.

He was also recruited by Montana, Nebraska and North Dakota State.

<b>24</b>	<b>BRADEN SMITH</b>	S	5-10	175	FR.	LAKEWOOD, COLO. (LAKEWOOD)
-----------	---------------------	---	------	-----	-----	----------------------------

Braden Smith is ranked by 247 Sports as the No. 14 recruit in the state of Colorado. He was named an Honorable Mention selection to the 2015 Denver Post All-Colorado Team for all classifications. Smith was also named Second Team All-State Class 5A by the Colorado High School Activities Association (CHSAA). Class 5A is the largest classification in Colorado. Smith was credited with 45 total tackles, including 28 solo tackles. He had three interceptions, one of which he returned for a touchdown, and one fumble recovery. A versatile player for Lakewood High, Smith also accounted for 684 all-purpose yards, including 175 rushing, 334 receiving, 116 on kickoff returns, 33 on punt returns and 26 on interception returns. Smith was also an accomplished baseball player and track and field athlete. He played for head football coach Jeff Braun.

Smith was also recruited by Air Force.

<b>82</b>	<b>ALEC STEWART</b>	TE	6-4	240	FR.	ALISO VIEJO, CALIF. (SANTA MARGARITA CATHOLIC)
-----------	---------------------	----	-----	-----	-----	--

Alec Stewart is ranked as a three-star recruit by Scout.com. He earned All-Orange County honors as a senior. He also garnered First Team All-Trinity League honors. Stewart was named the Co-Defensive MVP of the Trinity League his senior season. Stewart played both tight end and defensive end. His senior season, Stewart recorded 66 tackles, including 40 solo tackles, 4.0 sacks, 8.0 quarterback hurries, one fumble recovery and two forced fumbles. He averaged 7.3 tackles per game. He played for head coach Rick Curtis.

Stewart was also recruited by San Diego State and Illinois.



## High-School Signees (continued)

No.	Name	Pos.	Ht.	Wt.	Class	Hometown (Last School)
<b>35</b>	<b>ZACH TAYLOR</b>	FB	5-11	201	FR.	GILLETTE, WYO. (CAMPBELL COUNTY)

Zach Taylor was a unanimous selection as a First Team Class 4A linebacker in 2015 as selected by the Wyoming Coaches Association. He also earned First Team All-State honors from the Wyoming Coaches Association in 2014. Taylor was named to the Casper Star-Tribune Super 25 as both a junior and senior. He was selected to play in the 2016 Wyoming Shrine Bowl in June of 2016. Taylor helped lead Campbell County High School to the 2014 and 2015 State Championship games, finishing as the State Runner-up both seasons. His 2015 Camel squad posted an 11-1 record. Taylor ranked No. 3 in the state in tackles, averaging 7.8 tackles per game. He was credited with 119 total tackles, including 48 solo tackles, 10.5 tackles for loss, one interception, one pass breakup and one fumble recovery. As a fullback, he had 46 rushing attempts for 265 yards and scored six rushing touchdowns. He averaged 5.8 yards per carry. Taylor also caught three passes for 59 yards, averaging 19.7 yards per reception. He accounted for 347 all-purpose yards and was part of an offense that ranked No. 2 in the state in total offense, averaging 436.9 yards per game. The Campbell County defense ranked No. 4 in the state in total defense, allowing opponents only 315.8 yards per game. Taylor played for head coach Vic Wilkerson.

<b>71</b>	<b>JACE WEBB</b>	OL	6-4	295	FR.	HOLLIS, OKLA. (HOLLIS)
-----------	------------------	----	-----	-----	-----	------------------------

Jace Webb earned First Team All-State honors from The Oklahoman as a defensive lineman following his senior season in 2015. He was ranked No. 18 in The Oklahoman's final Super 30 rankings of top Oklahoma recruits of 2015. Webb is ranked by 247 Sports as the No. 26 recruit in the state of Oklahoma. Webb is a three-star ranked recruit by 247 Sports. He was named by the Oklahoma Coaches Association to its Class A All-Star team at the conclusion of his senior season. Webb will join fellow Wyoming recruits, quarterback Chandler Garrett and linebacker Shiloh Windsor, in the Oklahoma Coaches Association All-State Football Game on July 29, 2016. He helped lead Hollis to a perfect 12-1 season and the Quarterfinals of the 2015 Oklahoma Class A State Playoffs in 2015. Webb recorded 87 tackles his senior season and 199 tackles over his three-year career. Webb was part of a Hollis High team that advanced to the Second Round of the 2014 State Playoffs. He is projected as an offensive lineman for the Cowboys. He played for head coach Reade Box.

He was also recruited by Army, Louisville, North Texas, Ohio and Tulsa.

<b>63</b>	<b>DUSTIN WEEKS</b>	OL	6-8	265	FR.	DEERING, N.D. (GLENBURN)
-----------	---------------------	----	-----	-----	-----	--------------------------

Dustin Weeks is a three-star ranked recruit by 247 Sports. He was also named the No. 1 ranked recruit in the state of North Dakota by 247 Sports. He earned First Team All-State honors twice by the North Dakota Football Coaches Association. He helped lead Westhope/Newburn/Glenburn High to a first place finish in Region 3 of Class A, posting a 7-3 overall record and a 4-1 record in Region 3. Weeks team advanced to the Quarterfinals of the 2015 Class A Playoffs. He was also an outstanding basketball player in high school. Weeks was coached by head coach Layne Fluher.

He was also recruited by North Dakota State

<b>92</b>	<b>SHILOH WINDSOR</b>	DE	6-3	220	FR.	ADA, OKLA. (ADA)
-----------	-----------------------	----	-----	-----	-----	------------------

Shiloh Windsor played both running back and linebacker at Ada High School in Ada, Okla. He is ranked by 247 Sports as the No. 34 best recruit in the state of Oklahoma. He was named by the Oklahoma Coaches Association to its Class 4A All-Star team at the conclusion of his senior season. He will join fellow Wyoming recruits, quarterback Chandler Garrett and offensive lineman Jace Webb, in the Oklahoma Coaches Association All-State Football Game on July 29, 2016. He helped lead Ada to the First Round of both the 2014 and 2015 Class 4A State Playoffs. His senior season, Windsor rushed for 1,170 yards on 138 carries and scored 10 touchdowns, while averaging 8.5 yards per carry. He caught eight passes for 35 yards and accounted for 1,205 all-purpose yards. As a junior, he rushed for 1,166 yards and scored 18 TDs. He also added a touchdown on a kickoff return. He played for head coach Wade Standley.

Windsor was also recruited by Ohio and Tulsa.



# OPPONENTS





## GAME #1 NORTHERN ILLINOIS

Sept. 3, War Memorial Stadium  
Laramie, Wyo., 8:30 p.m. MT

### General Information

**Location:** Dekalb, Ill.  
**Enrollment:** 21, 138  
**Nickname:** Huskies  
**Colors:** Cardinal and Black  
**Stadium:** Huskie Stadium  
**Playing Surface:** FieldTurf  
**Conference:** Mid-American

### Head Coach Information

**Head Coach:** Rod Carey (3rd Year)  
**Alma Mater:** Indiana (1993)  
**Career Record:** 31-11 (3rd Year)  
**Record at Northern Illinois:** Same

### Team Information

**2015 Record:** 8-6 (6-2 MAC)  
**Lettermen R/L:** 56/15  
**Starters R/L:** 16/10

### Media Information

**Football SID:** Donna Turner  
**E-Mail:** donnaturner@niu.edu  
**Office Phone:** (815) 753-9513  
**Cell Phone:** 815-793-5474  
**Fax:** 815-753-9540  
**Press Box Phone:** 815-753-0609  
**Website:** niuhuskies.com

### 2016 Schedule

Sept. 3 at Wyoming  
Sept. 10 at South Florida  
Sept. 17 San Diego State  
Sept. 24 Western Illinois  
Oct. 1 at Ball State  
Oct. 8 at Western Michigan  
Oct. 15 vs. Central Michigan  
Oct. 22 vs. Buffalo  
Nov. 1 vs. Bowling Green  
Nov. 9 vs. Toledo  
Nov. 16 at Eastern Michigan  
Nov. 25 at Kent State

### 2015 Results

Sept. 5 UNLV W, 38-30  
Sept. 12 Murray State W, 57-26  
Sept. 19 at Ohio State L, 13-20  
Sept. 26 at Boston College L, 14-17  
Oct. 3 at Central Michigan L, 19-29  
Oct. 10 Ball State W, 59-41  
Oct. 17 at Miami (Ohio) W, 45-12  
Oct. 24 Eastern Michigan W, 49-21  
Nov. 3 at Toledo W, 32-27  
Nov. 11 at Buffalo W, 41-30  
Nov. 18 Western Michigan W, 27-19  
Nov. 24 Ohio L, 21-26  
Dec. 4 Bowling Green + L, 14-34  
Dec. 23 Boise State # L, 7-55  
+ - MAC Championship Game - Detroit, Michigan  
# - Poinsetta Bowl - San Diego, Calif.



## GAME #2 NEBRASKA

Sept. 10, Memorial Stadium  
Lincoln, Neb., 10 a.m. MT

### General Information

**Location:** Lincoln, Neb.  
**Enrollment:** 25, 260  
**Nickname:** Cornhuskers or Huskers  
**Colors:** Scarlet and Cream  
**Stadium:** Memorial Stadium (86,047)  
**Playing Surface:** FieldTurf  
**Conference:** Big Ten

### Head Coach Information

**Head Coach:** Mike Riley (2nd Season)  
**Alma Mater:** Alabama (1975)  
**Career Record:** 99-87 (16th season)  
**Record at Nebraska:** 6-7 (2nd Season)

### Team Information

**2015 Record:** 6-7 (3-5, Big Ten)  
**Lettermen R/L:** 51/18  
**Starters R/L:** 18/9

### Media Information

**Football SID:** Keith Mann  
**E-Mail:** kmann@huskers.com  
**Office Phone:** 402-472-2263  
**Cell Phone:** 402-540-0274  
**Fax:** 402-472-2005  
**Press Box Phone:** 402-472-2279  
**Website:** Huskers.com

### 2016 Schedule

Sept. 3 Fresno State  
Sept. 10 Wyoming  
Sept. 17 Oregon  
Sept. 24 at Northwestern  
Oct. 1 at Indiana  
Oct. 15 at Purdue  
Oct. 22 at Wisconsin  
Oct. 29 at Ohio State  
Nov. 5 Minnesota  
Nov. 12 Maryland  
Nov. 19 at Iowa

### 2015 Results

Sept. 5 BYU L, 28-33  
Sept. 12 South Alabama W, 48-9  
Sept. 19 at Miami L, 33-36 (OT)  
Sept. 26 Southern Miss W, 36-28  
Oct. 3 at Illinois L, 13-14  
Oct. 10 Wisconsin L, 21-23  
Oct. 17 at Minnesota W, 48-25  
Oct. 24 Northwestern L, 28-30  
Oct. 31 at Purdue L, 45-55  
Nov. 7 Michigan State W, 39-38  
Nov. 14 at Rutgers W, 31-14  
Nov. 21 Iowa L, 20-28  
Dec. 26 UCLA # W, 37-29  
# - Foster Farms Bowl - San Francisco, Calif.



## GAME #3 UC DAVIS

Sept. 17, War Memorial Stadium  
Laramie, Wyo., TBA

### General Information

**Location:** Davis, Calif.  
**Enrollment:** 35,186  
**Nickname:** Aggies  
**Colors:** Yale Blue and Gold  
**Stadium:** Aggie Stadium (10, 849)  
**Playing Surface:** Sports Turf  
**Conference:** Big Sky

### Head Coach Information

**Head Coach:** Ron Gould  
**Alma Mater:** Oregon ('88)  
**Career Record:** 9-25  
**Record at UC Davis:** Same

### Team Information

**2015 Record:** 2-9, 2-6 Big Sky  
**Lettermen R/L:** 48/18  
**Starters R/L:** 23/5

### Media Information

**Football SID:** Mike Robles  
**E-Mail:** merobles@ucdavis.edu  
**Office Phone:** 530-752-3680  
**Cell Phone:** 530-979-1747  
**Fax:** 530-752-3664  
**Press Box Phone:** 530-752-9367  
**Website:** ucdavisaggies.com

### 2016 Schedule

Sept. 3 at Oregon  
Sept. 10 Southern Oregon  
Sept. 17 at Wyoming  
Sept. 24 Weber State  
Oct. 1 at Eastern Washington  
Oct. 8 at Southern Utah  
Oct. 15 Northern Colorado  
Oct. 22 at Cal Poly  
Nov. 5 Portland State  
Nov. 12 at Montana State  
Nov. 19 Sacramento State

### 2015 Results

Sept. 3 at Nevada L, 17-31  
Sept. 12 South Dakota L, 17-27  
Sept. 19 at Hawaii L, 27-47  
Sept. 26 at North Dakota L, 24-31  
Oct. 3 Montana L, 13-27  
Oct. 10 Northern Arizona W, 24-38  
Oct. 17 at Northern Colo. L, 27-56  
Oct. 24 Southern Utah L, 6-34  
Nov. 7 at Weber State L, 3-23  
Nov. 14 Cal Poly L, 38-55  
Nov. 21 at Sacramento St. W, 35-21



## GAME #4 EASTERN MICHIGAN

Sept. 23, Rynearson Stadium  
Ypsilanti, Mich., 5:30 p.m. MT

### General Information

**Location:** Ypsilanti, Mich.  
**Enrollment:** 23,341  
**Nickname:** Eagles  
**Colors:** Green and White  
**Stadium:** Rynearson Stadium (30,200)  
**Playing Surface:** FieldTurf  
**Conference:** Mid-American

### Head Coach Information

**Head Coach:** Chris Creighton  
**Alma Mater:** Kenyon (1991)  
**Career Record:** 142-67 (19 Years)  
**Record at Eastern Michigan:** 3-21 (2nd Year)

### Team Information

**2015 Record:** 1-11, 0-8 MAC  
**Lettermen R/L:** 46/14  
**Starters R/L:** 19/7

### Media Information

**Football SID:** Greg Steiner  
**E-Mail:** greg.steiner@emich.edu  
**Office Phone:** 734-487-0317  
**Cell Phone:** 734-845-1132  
**Fax:** 734-487-0318  
**Press Box Phone:** 734-481-0014/0072  
**Website:** EMUEagles.com

### 2016 Schedule

Sept. 3 Mississippi Valley State  
Sept. 10 at Missouri  
Sept. 17 at Charlotte  
Sept. 23 Wyoming  
Oct. 1 Bowling Green  
Oct. 8 Toledo  
Oct. 15 at Ohio  
Oct. 22 at Western Michigan  
Oct. 29 Miami (Ohio)  
Nov. 8 Ball State  
Nov. 16 Northern Illinois  
Nov. 22 Central Michigan

### 2015 Results

Sept. 5 vs. Old Dominion L, 34-38  
Sept. 12 at Wyoming W, 48-29  
Sept. 19 vs. Ball State L, 17-28  
Sept. 26 vs. Army L, 36-58  
Oct. 3 at Louisiana State L, 22-44  
Oct. 10 vs. Akron L, 21-47  
Oct. 17 at Toledo L, 20-63  
Oct. 24 at Northern Illinois L, 21-49  
Oct. 29 vs. Western Michigan L, 28-58  
Nov. 7 at Miami L, 13-28  
Nov. 14 vs. Massachusetts L, 17-28  
Nov. 27 at Central Michigan L, 28-35





## GAME #5 COLORADO STATE

Oct.. 1, Hughes Stadium  
Fort Collins, Colo., TBA

### General Information

**Location:** Fort Collins, Colo.  
**Enrollment:** 27, 034  
**Nickname:** Rams  
**Colors:** Green and Gold  
**Stadium:** Hughes (32,500)  
**Playing Surface:** FieldTurf  
**Conference:** Mountain West

### Head Coach Information

**Head Coach:** Mike Bobo  
**Alma Mater:** Georgia ('97)  
**Career Record:** 7-6 (2nd Season)  
**Record at Colorado State:** Same

### Team Information

**2015 Record:** 7-6 (5-3 MW)  
**Lettermen R/L:** 45/24  
**Starters R/L:** 10/12

### Media Information

**Football SID:** Paul Kirk  
**E-Mail:** paul.kirk@colostate.edu  
**Office Phone:** 970-491-4672  
**Cell Phone:** 970-988-3482  
**Fax:** 970-491-1348  
**Press Box Phone:** 970-491-8100, 8111  
**Website:** csurams.com

### 2016 Schedule

Sept. 2	Colorado
Sept. 10	UTSA
Sept. 17	Northern Colorado
Sept. 24	at Minnesota
Oct. 1	Wyoming
Oct. 8	Utah State
Oct. 15	at Boise State
Oct. 22	at UNLV
Nov. 5	Fresno State
Nov. 12	at Air Force
Nov. 19	New Mexico
Nov. 26	at San Diego State

### 2015 Results

Sept. 5	vs. Savannah St.	W, 65-13
Sept. 12	vs. Minnesota	L, 20-23 OT
Sept. 19	vs. Colorado*	L, 24-27 OT
Sept. 26	at UTSA	W, 33-31
Oct. 3	at Utah State	L, 18-33
Oct. 10	vs. Boise State	L, 10-41
Oct. 17	vs. Air Force	W, 38-23
Oct. 31	vs. San Diego State	L, 17-41
Nov. 7	at Wyoming	W 26-7
Nov. 14	vs. UNLV	W, 49-35
Nov. 21	at New Mexico	W, 28-21
Nov. 28	at Fresno State	W, 34-31
Dec. 29	Nevada +	L, 23-28

+ Arizona Bowl - Tucson, Ariz.



## GAME #6 AIR FORCE

Oct. 8, War Memorial Stadium  
Laramie, Wyo., 1:30 p.m.

### General Information

**Location:** Colorado Springs, Colo.  
**Enrollment:** 4,000  
**Nickname:** Falcons  
**Colors:** Blue and Silver  
**Stadium:** Falcon (46,692)  
**Playing Surface:** FieldTurf  
**Conference:** Mountain West

### Head Coach Information

**Head Coach:** Troy Calhoun  
**Alma Mater:** Air Force ('89)  
**Career Record:** 67-50 (10th season)  
**Record at Air Force:** Same

### Team Information

**2015 Record:** 8-6 (6-2 MW)  
**Lettermen R/L:** 65/20  
**Starters R/L:** 14/10

### Media Information

**Football SID:** Troy Garnhart  
**E-Mail:** troy.garnhart@usafa.edu  
**Office Phone:** 719-333-9263  
**Cell Phone:** 719-359-7432  
**Fax:** 719-333-3798  
**Press Box Phone:** 719-333-1100  
**Website:** goairforcefalcons.com

### 2016 Schedule

Sept. 3	Abilene Christian
Sept. 10	Georgia State
Sept. 24	at Utah State
Oct. 1	Navy
Oct. 8	at Wyoming
Oct. 15	New Mexico (Dallas)
Oct. 22	Hawaii
Oct. 28	at Fresno State
Nov. 5	at Army
Nov. 12	Colorado State
Nov. 19	at San Jose State
Nov. 25	Boise State

### 2015 Results

Sept. 5	vs. Morgan State	W, 63-7
Sept. 12	vs. San Jose State	W, 37-16
Sept. 19	at Michigan State	L, 21-35
Oct. 3	at Navy	L, 11-33
Oct. 10	vs. Wyoming	W, 31-17
Oct. 17	at Colorado State	L, 23-38
Oct. 24	vs. Fresno State	W, 42-14
Oct. 31	at Hawai'i	W, 58-7
Nov. 7	vs. Army	W, 20-3
Nov. 14	vs. Utah State	W, 35-28
Nov. 20	at Boise State	W, 37-30
Nov. 28	at New Mexico	L, 35-47
Dec. 5	San Diego State #	L, 24-27
Dec. 29	Cal !	L, 36-55

# MW Championship Game - San Diego, Calif.  
! Armed Forces Bowl - Fort Worth, Texas



## GAME #7 NEVADA

Oct. 22, War Memorial Stadium  
Laramie, Wyo., TBA

### General Information

**Location:** Reno, Nev.  
**Enrollment:** 19,000  
**Nickname:** Wolf Pack  
**Colors:** Navy Blue and Silver  
**Stadium:** Mackay (30,000)  
**Playing Surface:** FieldTurf  
**Conference:** Mountain West

### Head Coach Information

**Head Coach:** Brian Polian  
**Alma Mater:** John Carroll ('97)  
**Career Record:** 18-20, fourth season  
**Record at Nevada:** Same

### Team Information

**2015 Record:** 7-6, 4-4 MW  
**Lettermen R/L:** 39/13  
**Starters R/L:** 14/7

### Media Information

**Football SID:** Chad Hartley  
**E-Mail:** hartleyc@unr.edu  
**Office Phone:** 775-682-6982  
**Cell Phone:** 775-229-5513  
**Fax:** 775-784-4386  
**Press Box Phone:** 775-784-6545  
**Website:** nevadawolfpack.com

### 2016 Schedule

Sept. 3	Cal Poly
Sept. 10	at Nevada
Sept. 17	Buffalo
Sept. 24	at Purdue
Oct. 1	at Hawaii
Oct. 8	Fresno State
Oct. 15	at San Jose State
Oct. 22	Wyoming
Nov. 5	at New Mexico
Nov. 12	San Diego State
Nov. 19	Utah State
Nov. 26	at UNLV

### 2015 Results

Sept. 3	vs. UC Davis	W, 31-17
Sept. 12	vs. Arizona	L, 20-44
Sept. 19	at Texas A&M	L, 27-44
Sept. 26	at Buffalo	W, 24-21
Oct. 3	vs. UNLV	L, 17-23
Oct. 10	vs. New Mexico	W, 35-17
Oct. 17	at Wyoming	L, 27-31
Oct. 24	vs. Hawai'i	W, 30-20
Nov. 5	at Fresno State	W, 30-16
Nov. 14	vs. San Jose State	W, 37-34
Nov. 21	at Utah State	L, 27-31
Nov. 28	at San Diego State	L, 14-31
Dec. 29	Colorado State !	W 28-23

! Arizona Bowl - Tucson, Ariz.



## GAME #8 BOISE STATE

Oct. 29, War Memorial Stadium  
Laramie, Wyo., 5 p.m. MT

### General Information

**Location:** Boise, Idaho  
**Enrollment:** 22,259  
**Nickname:** Broncos  
**Colors:** Blue and Orange  
**Stadium:** Albertsons (36,387)  
**Playing Surface:** Blue FieldTurf  
**Conference:** Mountain West

### Head Coach Information

**Head Coach:** Bryan Harsin  
**Alma Mater:** Boise State ('99)  
**Career Record:** 28-11, Third season  
**Record at Boise State:** 21-5

### Team Information

**2015 Record:** 9-4 (5-3)  
**Lettermen R/L:** 43/22  
**Starters R/L:** 14/11

### Media Information

**Football SID:** Joe Nickell  
**E-Mail:** joenickell@boisestate.edu  
**Office Phone:** 208-426-3868  
**Cell Phone:** 208-631-5483  
**Fax:**  
**Press Box Phone:** 208-462-1408  
**Website:** broncosports.com

### 2016 Schedule

Sept. 3	at Louisiana
Sept. 10	Washington State
Sept. 24	at Oregon State
Oct. 1	Utah State
Oct. 8	at New Mexico
Oct. 15	Colorado State
Oct. 15	BYU
Oct. 29	at Wyoming
Nov. 5	San Jose State
Nov. 12	at Hawaii
Nov. 18	UNLV
Nov. 26	Air Force

### 2015 Results

Sept. 4	vs. Washington	W, 16-13
Sept. 12	at BYU	L, 24-35
Sept. 18	vs. Idaho State	W, 52-0
Sept. 25	at Virginia	W, 56-14
Oct. 3	vs. Hawai'i	W, 55-0
Oct. 10	at Colorado State	W, 41-10
Oct. 17	at Utah State	L, 26-52
Oct. 24	vs. Wyoming	W, 34-14
Oct. 31	at UNLV	W, 55-27
Nov. 14	vs. New Mexico	L, 24-31
Nov. 21	vs. Air Force	L, 30-37
Nov. 28	at San Jose State	W, 40-23
Dec. 23	Northern Illinois +	W, 55-7

+ Poinsettia Bowl - San Diego, Calif.



## GAME #9 UTAH STATE

Nov. 5, War Memorial Stadium  
Laramie, Wyo., TBA

### General Information

**Location:** Logan, Utah  
**Enrollment:** 27,662  
**Nickname:** Aggies  
**Colors:** Navy Blue, White and Pewter Gray  
**Stadium:** Romney (25,513)  
**Playing Surface:** AstroTurf  
**Conference:** Mountain West

### Head Coach Information

**Head Coach:** Matt Wells  
**Alma Mater:** Utah State ('96)  
**Career Record:** 25-16, Fourth season  
**Record at Utah State:** Same

### Team Information

**2015 Record:** 6-7 (5-3 MW)  
**Lettermen R/L:** 40/21  
**Starters R/L:** 13/13

### Media Information

**Football SID:** Doug Hoffman  
**E-Mail:** doug.hoffman@usu.edu  
**Office Phone:** 435-797-3714  
**Cell Phone:** 435-881-8011  
**Fax:** 435-797-2615  
**Press Box Phone:**  
**Website:** Utahstateaggies.com

### 2016 Schedule

Sept. 1 Weber State  
Sept. 10 at USC  
Sept. 17 Arkansas State  
Sept. 24 Air Force  
Oct. 1 at Boise State  
Oct. 8 at Colorado State  
Oct. 22 Fresno State  
Oct. 29 San Diego State  
Nov. 5 at Wyoming  
Nov. 12 New Mexico  
Nov. 19 at Nevada  
Nov. 26 at BYU

### 2015 Results

Sept. 3 Southern Utah W, 12-9  
Sept. 11 at Utah L, 14-24  
Sept. 19 at Washington L, 17-31  
Oct. 3 Colorado State W, 33-18  
Oct. 10 at Fresno State W, 56-14  
Oct. 16 vs. Boise State W, 56-26  
Oct. 23 at San Diego State L, 14-48  
Oct. 30 vs. Wyoming W, 58-27  
Nov. 7 at New Mexico L, 13-14  
Nov. 14 at Air Force L, 28-35  
Nov. 21 vs. Nevada W, 31-27  
Nov. 28 vs. BYU L, 28-51  
Dec. 22 Akron + L, 21-23  
+ Famous Idaho Potato Bowl - Boise, Idaho



## GAME #10 UNLV

Nov. 12, Sam Boyd Stadium  
Las Vegas, Nev., 1 p.m.

### General Information

**Location:** Las Vegas, Nev.  
**Enrollment:** 28,000  
**Nickname:** Rebels  
**Colors:** Scarlet and Gray  
**Stadium:** Sam Boyd (36,800)  
**Playing Surface:** TurfTech  
**Conference:** Mountain West

### Head Coach Information

**Head Coach:** Tony Sanchez  
**Alma Mater:** New Mexico ('98)  
**Career Record:** 3-9, Second season  
**Record at UNLV:** same

### Team Information

**2015 Record:** 3-9 (2-6 MW)  
**Lettermen R/L:** 41/33  
**Starters R/L:** 13/11

### Media Information

**Football SID:** Mark Wallington  
**E-Mail:** fmercog@unm.edu  
**Office Phone:** 702-895-4472  
**Cell Phone:** 702-528-6291  
**Fax:** 702-895-0989  
**Press Box Phone:** 702-895-1248  
**Website:** unlvrebels.com

### 2016 Schedule

Sept. 1 Jackson State  
Sept. 10 at UCLA  
Sept. 17 at Central Michigan  
Sept. 24 Idaho  
Oct. 1 Fresno State  
Oct. 8 at San Diego State  
Oct. 15 at Hawaii  
Oct. 22 Colorado State  
Oct. 29 at San Jose State  
Nov. 12 Wyoming  
Nov. 18 at Boise State  
Nov. 26 Nevada

### 2015 Results

Sept. 5 at Northern Illinois L, 30-38  
Sept. 12 vs. UCLA L, 3-37  
Sept. 19 at Michigan L, 7-28  
Sept. 26 vs. Idaho State W, 80-8  
Oct. 3 at Nevada W, 23-17  
Oct. 10 vs. San Jose State L, 27-33 OT  
Oct. 16 at Fresno State L, 28-31  
Oct. 31 vs. Boise State L, 27-55  
Nov. 7 vs. Hawai'i W, 41-21  
Nov. 14 at Colorado State L, 35-49  
Nov. 21 vs. San Diego State L, 14-52  
Nov. 28 at Wyoming L, 28-35



## GAME #11 SAN DIEGO STATE

Nov. 19, War Memorial Stadium  
Laramie, Wyo., 1:30 p.m. MT

### General Information

**Location:** San Diego, Calif.  
**Enrollment:** 33,726  
**Nickname:** Aztecs  
**Colors:** Scarlet and Black  
**Stadium:** Qualcomm (54,000)  
**Playing Surface:** Natural Grass  
**Conference:** Mountain West

### Head Coach Information

**Head Coach:** Rocky Long  
**Alma Mater:** New Mexico ('74)  
**Career Record:** 108-92, 17th season  
**Record at SDSU:** 43-23, sixth season

### Team Information

**2015 Record:** 11-3 (8-0 MW)  
**Lettermen R/L:**  
**Starters R/L:**

### Media Information

**Football SID:** Mike May  
**E-Mail:** mmay@mail.sdsu.edu  
**Office Phone:** 619-594-5547  
**Cell Phone:** 619-957-8372  
**Fax:** 619-582-6541  
**Press Box Phone:** 619-281-0405  
**Website:** goaztecs.com

### 2016 Schedule

Sept. 3 New Hampshire  
Sept. 10 California  
Sept. 17 at Northern Illinois  
Oct. 1 at South Alabama  
Oct. 8 UNLV  
Oct. 15 at Fresno State  
Oct. 22 San Jose State  
Oct. 29 at Utah State  
Nov. 5 Hawaii  
Nov. 12 at Nevada  
Nov. 19 at Wyoming  
Nov. 26 Colorado State

### 2015 Results

Sept. 5 vs. San Diego W, 37-7  
Sept. 12 at California L, 7-35  
Sept. 19 vs. South Alabama L, 27-34  
Sept. 26 at Penn State L, 21-37  
Oct. 3 vs. Fresno State W, 21-7  
Oct. 10 at Hawai'i W, 28-14  
Oct. 17 at San Jose State W, 30-7  
Oct. 23 vs. Utah State W, 48-14  
Oct. 31 at Colorado State W, 41-17  
Nov. 14 vs. Wyoming W, 38-3  
Nov. 21 at UNLV W, 52-14  
Nov. 28 vs. Nevada W, 31-14  
Dec. 5 Air Force \* W, 27-24  
Dec. 24 Cincinnati # W, 42-7  
\* MW Championship - San Diego, Calif.  
+ Hawaii Bowl - Honolulu, Hawaii



## GAME #12 NEW MEXICO

Nov. 26, University Stadium  
Albuquerque, N.M., TBA

### General Information

**Location:** Albuquerque, N.M.  
**Enrollment:** 28,800  
**Nickname:** Lobos  
**Colors:** Cherry and Silver  
**Stadium:** University Stadium (39,224)  
**Playing Surface:** FieldTurf  
**Conference:** Mountain West

### Head Coach Information

**Head Coach:** Bob Davie  
**Alma Mater:** Youngstown State ('77)  
**Career Record:** 53-57, 10th season  
**Record at New Mexico:** 18-32, fifth season

### Team Information

**2015 Record:** 7-6 (5-3 MW)  
**Lettermen R/L:** 43/20  
**Starters R/L:** 16/10

### Media Information

**Football SID:** Frank Mercogliano  
**E-Mail:** fmercog@unm.edu  
**Office Phone:** 505-925-5520  
**Cell Phone:** 505-410-4844  
**Fax:** 505-925-5609  
**Press Box Phone:** 505-925-5805  
**Website:** golobos.com

### 2016 Schedule

Sept. 3 South Dakota  
Sept. 10 at New Mexico State  
Sept. 17 at Rutgers  
Oct. 1 San Jose State  
Oct. 8 Boise State  
Oct. 15 at Air Force (Dallas)  
Oct. 22 Louisiana-Monroe  
Oct. 29 at Hawaii  
Nov. 5 Nevada  
Nov. 12 at Utah State  
Nov. 19 at Colorado State  
Nov. 26 Wyoming

### 2015 Results

Sept. 5 vs. Mississippi Valley State W, 66-0  
Sept. 12 vs. Tulsa L, 21-40  
Sept. 18 at Arizona State L, 10-34  
Sept. 26 at Wyoming W, 38-38  
Oct. 3 vs. New Mexico State W, 38-29  
Oct. 10 at Nevada L, 17-35  
Oct. 17 vs. Hawai'i W, 28-27  
Oct. 24 at San Jose State L, 21-31  
Nov. 7 vs. Utah State W, 14-13  
Nov. 14 at Boise State W, 31-24  
Nov. 21 vs. Colorado State L, 21-28  
Nov. 28 vs. Air Force W, 47-35  
Dec. 19 Arizona # L, 37-45  
# New Mexico Bowl - Albuquerque, N.M.





\*The game-by-game results are from the perspective of Wyoming, thus "W" means a Wyoming win and "H" stands for a game played in Laramie, Wyo.

## Series Record vs. NORTHERN ILLINOIS

The 2016 Meeting Will be the:	First
Overall Series Record:	N/A
Series Began:	N/A
UW Record in Laramie:	0-0
UW Record in Dekalb:	0-0
UW Record at Neutral Sites:	0-0
UW Head Coach Craig Bohl vs.:	0-0
Longest UW Win Streak:	N/A
Longest UNI Win Streak:	N/A
Largest UW Margin of Victory:	N/A
Largest UNI Margin of Victory:	N/A
Most Points Scored by UW:	N/A
Most Points Scored by UNI:	N/A

## Series Record vs. NEBRASKA

The 2016 Meeting Will be the:	Eighth
Overall Series Record:	UW Trails 7-0
Series Began:	Sept. 29, 1934
Wyoming Record in Laramie:	0-1
Wyoming Record in Lincoln:	0-6
Wyoming Record at Neutral Sites:	0-0
UW Head Coach Craig Bohl vs.:	0-0
Longest UW Win Streak:	NA
Longest NU Win Streak:	7 (1934-pres.)
Largest UW Margin of Victory:	NA
Largest NU Margin of Victory:	50 (1934)
Most Points Scored by UW:	34 (2013)
Most Points Scored by NU:	56 (1983)

Date	Score	Site
9/29/34	L 0-50	A
9/14/68	L 10-13	A
9/10/83	L 20-56	A
9/8/84	L 7-42	A
10/1/94	L 32-42	A
9/24/11	L 14-38	H
8/31/13	L 34-37	A

## Series Record vs. UC DAVIS

The 2016 Meeting Will be the:	First
Overall Series Record:	N/A
Series Began:	N/A
UW Record in Laramie:	0-0
UW Record in Davis:	0-0
UW Record at Neutral Sites:	0-0
UW Head Coach Craig Bohl vs.:	3-2
Longest UW Win Streak:	N/A
Longest UCD Win Streak:	N/A
Largest UW Margin of Victory:	N/A
Largest UCD Margin of Victory:	N/A
Most Points Scored by UW:	N/A
Most Points Scored by UCD:	N/A

## Series Record vs. EASTERN MICHIGAN

The 2016 Meeting Will be the:	Second
Overall Series Record:	0-1
Series Began:	2015
UW Record in Laramie:	0-1
UW Record in Ypsilanti:	0-0
UW Record at Neutral Sites:	0-0
UW Head Coach Craig Bohl vs.:	0-1
Longest UW Win Streak:	N/A
Longest EMU Win Streak:	1
Largest UW Margin of Victory:	N/A
Largest EMU Margin of Victory:	19 (2015)
Most Points Scored by UW:	28
Most Points Scored by EMU:	49

Date	Score	Site
9/12/2015	L 29-48	H

## Series Record vs. COLORADO STATE

The 2016 Meeting Will be the:	108th
Overall Series Record:	UW trails 44-58-5
MWC Series Record:	UW trails 6-11
Series Began:	Nov. 30, 1899
UW Record in Laramie:	23-25-4
UW Record in Fort Collins:	21-33-1
UW Record at Neutral Sites:	0-0
UW Head Coach Craig Bohl vs.:	1-2
Longest UW Win Streak:	10 (1956-65)
Longest CSU Win Streak:	5 (three times)
Largest UW Margin of Victory:	44 (2010)
Largest CSU Margin of Victory:	61 (1913)
Most Points Scored by UW:	56 (1989)
Most Points Scored by CSU:	61 (1913)

Date	Score	Site
11/30/1899	L 0-12	A
11/24/1900	L 0-16	A
11/14/03	L 0-17	A
11/24/04	T 6-6	H
11/25/05	L 5-34	A
11/14/08	L 0-20	H
10/16/09	L 3-32	A
11/24/10	W 10-0	H
11/30/11	W 27-0	A
11/28/12	L 0-33	A
11/27/13	L 0-61	A
10/24/14	L 10-48	H
11/6/15	L 0-47	H
9/30/16	L 0-40	A
10/6/17	W 6-0	H
9/27/19	L 0-28	H
10/4/19	L 0-14	A
10/2/20	L 0-13	H
10/16/20	L 0-42	A
10/1/21	T 7-7	A
10/14/22	L 0-60	H
9/29/23	L 0-33	A
11/26/25	L 0-40	A
10/4/29	L 7-20	A
11/8/30	W 21-6	A
11/7/31	L 6-26	H
11/24/32	L 0-23	A
9/30/33	L 0-7	H
11/3/34	L 0-16	A
9/28/35	L 3-12	H
10/17/36	T 0-0	H

10/16/37	W 7-0	A
10/1/38	T 0-0	H
11/4/39	L 0-22	A
10/5/40	T 0-0	H
10/4/41	L 0-27	A
9/26/42	L 0-10	H
10/5/46	L 0-7	H
11/22/47	L 6-21	A
10/16/48	L 20-21	H
10/1/49	W 8-0	A
10/7/50	W 34-0	H
10/13/51	L 7-14	A
10/11/52	L 0-14	H
10/10/53	W 21-14	H
10/9/54	W 34-0	A
10/8/55	L 13-14	H
10/6/56	W 20-12	A
10/12/57	W 27-13	H
10/18/58	W 7-6	A
10/10/59	W 29-0	H
10/15/60	W 40-8	A
10/14/61	W 18-7	H
10/27/62	W 28-7	A
10/12/63	W 21-3	H
9/19/64	W 31-7	H
9/25/65	W 33-14	A
10/29/66	L 10-12	A
9/30/67	W 13-10	H
11/2/68	W 46-14	A
10/4/69	W 39-3	H
10/10/70	W 16-6	A
10/2/71	W 17-6	H
10/14/72	W 28-9	A
10/20/73	W 35-3	H
11/2/74	L 6-11	A
10/4/75	L 0-3	H
10/30/76	L 16-19	A
10/22/77	W 29-13	H
10/28/78	W 13-3	A
9/29/79	L 16-20	H
11/1/80	L 25-28	A
10/31/81	W 55-21	H
9/11/82	L 3-9	A
11/19/83	W 42-17	H
10/27/84	W 43-34	A
10/26/85	L 19-30	H
10/25/86	L 15-20	A
10/31/87	W 20-15	H
10/29/88	W 48-14	A
11/4/89	W 56-35	H
11/3/90	L 8-17	A
10/26/91	W 35-28	H
10/24/92	W 31-14	A
11/20/93	L 21-41	H
11/5/94	L 24-35	A
10/28/95	L 24-31	H
11/16/96	W 25-24	A
10/18/97	L 7-14	H
11/7/98	W 27-19	A
10/23/99	L 13-24	H
11/16/2000	L 13-37	A
9/29/01	L 14-42	H
10/12/02	L 36-44	A
11/1/03	W 35-28	H
10/22/04	L 7-30	A
10/22/05	L 31-39	A
10/21/06	W 24-0	H
11/23/07	L 28-36	A
11/22/08	L 20-31	H
11/27/09	W 17-16	A
11/20/10	W 44-0	H
12/3/11	W 23-19	A

SEASON OUTLOOK

COWBOY COACHES

THE COWBOYS

THE OPPONENTS

SEASON IN REVIEW

RECORDS &amp; HISTORY

MOUNTAIN WEST

UW ADMINISTRATION



11/3/12	W 45-31	H
10/19/13	L 22-52	H
10/25/14	L 31-45	A
11/7/15	L 7-26	H

## Series Record vs. AIR FORCE

The 2016 Meeting Will be the:		55th
Overall Series Record:	UW trails 23-28-3	
MWC Series Record:	UW trails 7-10	
Series Began:	Nov. 2, 1957	
UW Record in Laramie:	12-11-2	
UW Record at the Academy:	11-17-1	
UW Record at Neutral Sites:	0-0	
UW Head Coach Craig Bohl vs.:	1-1	
Longest UW Win Streak:	3 ('65-'67; '86-'88	
Longest AF Win Streak:	5 (2006-2010)	
Largest UW Margin of Victory:	33 (2013)	
Largest AF Margin of Victory:	42 (1985)	
Most Points Scored by UW:	56 (2013)	
Most Points Scored by AF:	51 (1991 & 2000)	

Date	Score	Site
11/2/57	T 7-7	H
11/15/58	L 6-21	A
9/26/59	L 7-20	H
10/22/60	W 15-0	H
11/3/62	L 14-35	A
11/14/64	T 7-7	A
9/18/65	W 31-14	H
9/17/66	W 13-0	A
9/23/67	W 37-10	H
9/28/68	L 3-10	A
9/27/69	W 27-25	A
9/19/70	L 17-41	H
9/25/71	L 19-23	A
9/16/72	L 14-45	A
9/28/74	W 20-16	H
11/22/75	W 24-10	A
11/20/76	L 21-41	A
9/10/77	T 0-0	H
11/15/80	L 7-25	A
9/19/81	W 17-10	A
10/30/82	L 34-44	A
9/17/83	W 14-7	H
9/15/84	W 26-20	H
9/14/85	L 7-49	H
9/20/86	W 23-17	A
9/5/87	W 27-13	H
9/24/88	W 48-45	A
9/10/89	L 7-45	A
9/22/90	W 24-12	H
10/5/91	L 28-51	A
9/19/92	L 28-42	H
10/2/93	W 31-18	A
10/29/94	L 17-34	H
9/9/95	L 10-34	A
9/21/96	W 22-19	H
11/15/97	L 3-14	A
11/14/98	L 3-10	H
9/25/99	W 10-7	A
10/14/00	L 34-51	H
10/13/01	L 13-24	A
10/26/02	W 34-26	H
9/20/03	L 29-35	A
10/30/04	W 43-26	H
9/17/05	W 29-28	A
9/23/06	L 24-31	H
10/20/07	L 12-20	A

9/6/08	L 3-23	H
10/17/09	L 0-10	A
9/25/10	L 14-20	H
11/12/11	W 25-17	A
10/13/12	L 27-28	H
9/21/13	W 56-23	A
9/6/14	W 17-13	H
10/10/15	L 17-31	A

## Series Record vs. NEVADA

Date	Score	Site
10/2/37	L 7-9	A
9/5/92	W 25-6	H
10/11/97	W 34-30	A
9/23/00	L 28-35	H
10/6/12	L 28-35	A
10/17/15	W 28-21	H

## Series Record vs. BOISE STATE

The 2016 Meeting Will be the:		11th
Overall Series Record:	UW trails 0-10	
MWC Series Record:	UW trails 0-5	
Series Began:	Sept. 14, 2002	
UW Record in Laramie:	0-5	
UW Record in Boise:	0-5	
UW Record at Neutral Sites:	0-0	
UW Head Coach Craig Bohl vs.:	0-2	
Longest UW Win Streak:	N/A	
Longest BSU Win Streak:	10 (2002-present)	
Largest UW Margin of Victory:	N/A	
Largest BSU Margin of Victory:	49 (2014)	
Most Points Scored by UW:	17 (2003)	
Most Points Scored by BSU:	63 (2014)	

Date	Score	Site
9/14/02	L 13-35	H
9/27/03	L 17-33	A
9/16/06	L 10-17	H
9/15/07	L 14-24	A
9/18/10	L 6-51	H
11/26/11	L 14-36	A
10/27/12	L 14-45	H
11/16/13	L 7-48	A
11/22/14	L 14-63	H
10/24/14	L 14-34	A

## Series Record vs. UTAH STATE

The 2015 Meeting Will be the:		67th
Overall Series Record:	UW trails 24-38-4	
MWC Series Record:	UW trails 0-3	
Series Began:	Nov. 21, 1903	
UW Record in Laramie:	14-12-3	
UW Record in Logan:	10-26-1	
UW Record at Neutral Sites:	0-1	
UW Head Coach Craig Bohl vs.:	0-2	
Longest UW Win Streak:	8 (1949-56)	
Longest USU Win Streak:	10 (1927-37)	
Largest UW Margin of Victory:	45 (1968)	
Largest USU Margin of Victory:	57 (1917)	
Most Points Scored by UW:	48 ('68, '03)	

Most Points Scored by USU: 63 (2011)

Date	Score	Site
11/21/1903	L 0-46	A
11/2/12	L 0-53	A
11/7/14	L 3-24	A
10/27/15	W 13-7	H
10/21/16	W 23-10	A
10/24/17	L 0-57	A
11/20/19	L 0-6	H
10/11/21	L 3-14	A
11/11/22	L 0-26	A
11/16/23	L 6-20	H
11/15/24	L 2-25	A
11/5/25	L 13-26	A
10/23/26	T 6-6	H
10/22/26	L 0-42	A
10/19/28	L 6-24	N
10/26/29	L 7-12	H
10/25/30	L 8-13	A
10/24/31	L 0-12	H
11/4/33	L 0-27	A
10/20/34	L 0-19	H
11/9/35	L 0-18	A
10/10/36	L 0-25	H
10/23/37	L 7-34	A
11/12/38	W 27-12	A
11/18/39	L 13-20	H
11/23/40	L 0-16	A
11/15/41	W 12-6	H
11/21/42	L 6-14	A
11/16/46	L 7-21	A
10/18/47	W 33-19	H
10/30/48	L 34-45	A
10/15/49	W 27-0	H
10/14/50	W 40-7	A
10/6/51	W 37-0	H
10/4/52	W 14-0	A
10/3/53	W 20-13	H
11/6/54	W 21-12	A
10/1/55	W 21-13	H
11/3/56	W 21-0	A
10/5/57	T 19-19	H
11/8/58	W 41-13	A
10/3/59	W 27-2	H
11/5/60	L 13-17	A
10/7/61	T 6-6	H
11/10/62	L 6-20	A
9/28/63	W 21-14	H
11/7/64	T 20-20	A
10/22/66	W 35-10	H
9/21/68	W 48-3	H
9/26/70	L 29-42	H
11/6/71	W 31-29	A
10/28/72	L 23-35	H
11/3/73	L 20-31	A
9/14/74	L 7-17	H
11/1/75	L 21-27	A
9/25/76	W 20-3	H
11/12/77	L 31-32	A
9/30/78	L 13-20	H
9/22/2001	W 43-42	A
10/11/03	W 48-21	A
9/2/06	W 38-7	H
9/8/07	W 32-18	H
10/8/11	L 19-63	A
11/30/13	L 7-35	A
11/7/14	L 3-20	H
10/30/15	L 27-58	A





## Series Record vs. UNLV

The 2016 Meeting Will be the:	23rd
Overall Series Record:	UW leads 12-10
MWC Series Record:	UW leads 8-7
Series Began:	Nov. 11, 1978
Wyoming Record in Laramie:	7-4
Wyoming Record in Las Vegas:	5-6
Wyoming Record at Neutral Sites:	0-0
UW Head Coach Craig Bohl vs.:	1-0
Longest UW Win Streak:	4 ('81-'98, '04-'07)
Longest UNLV Win Streak:	5 (1999-2003)
Largest UW Margin of Victory:	27 (2011)
Largest UNLV Margin of Victory:	26 (2010)
Most Points Scored by UW:	53 (2004)
Most Points Scored by UNLV:	49 (2002)

Date	Score	Site
11/11/78	L 10-12	A
10/27/79	L 24-28	H
11/8/80	L 26-33	A
10/3/81	W 45-21	H
9/28/86	W 33-21	A
11/8/97	W 35-23	H
10/17/98	W 28-25(ot)	A
10/9/99	L 32-35	H
10/21/00	L 23-42	A
10/27/01	L 26-47	H
11/2/02	L 48-49(ot)	A
11/29/03	L 24-35	H
10/30/04	W 53-45(3ot)	A
10/1/05	W 42-17	H
11/18/06	W 34-26	A
10/27/07	W 29-24	H
11/13/08	L 14-22	A
9/26/09	W 30-27	H
11/13/10	L 16-42	A
10/15/11	W 41-14	H
11/17/12	W 28-23	A
11/28/15	W 25-28	H

## Series Record vs. SAN DIEGO STATE

The 2016 Meeting Will be the:	36th
Overall Series Record:	UW leads 18-17
MWC Series Record:	UW trails 5-10
Series Began:	Oct. 14, 1978
Wyoming Record in Laramie:	11-6
Wyoming Record in San Diego:	7-11
Wyoming Record at Neutral Sites:	0-0
UW Head Coach Craig Bohl vs.:	0-1
Longest UW Win Streak:	4 (1992-95)
Longest SDSU Win Streak:	5 (1999-03)
Largest UW Margin of Victory:	42 (1987)
Largest SDSU Margin of Victory:	35 (2015)
Most Points Scored by UW:	55 (1988)
Most Points Scored by SDSU:	51 (1990)

Date	Score	Site
10/14/78	W 31-22	H
11/3/79	L 21-31	A
10/25/80	W 34-9	H
11/7/81	W 24-13	A
10/9/82	L 21-24	H
11/12/83	W 33-21	A
10/6/84	L 0-21	H
11/9/85	W 41-20	H

11/15/86	L 24-31	A
10/3/87	W 52-10	H
10/8/88	W 55-27	A
11/11/89	L 17-27	A
10/6/90	W 52-51	H
11/2/91	L 22-24	A
11/7/92	W 17-6	H
11/27/93	W 43-38	A
10/22/94	W 52-35	H
11/11/95	W 34-31	A
11/7/96	L 24-28	A
11/1/97	W 41-17	H
11/27/99	L 7-39	A
10/7/00	L 0-34	H
11/17/01	L 16-38	A
10/19/02	L 20-24	H
10/25/03	L 20-25	A
10/9/04	W 20-10	H
11/19/05	L 21-34	A
11/4/06	W 37-24	H
11/3/07	L 24-27	A
11/1/08	W 35-10	H
11/14/09	W 30-27	A
10/30/10	L 38-48	H
10/29/11	W 30-27	A
11/12/12	L 28-42	H
11/14/15	L 3-38	A

## Series Record vs. NEW MEXICO

The 2015 Meeting Will be the:	69th
Overall Series Record:	UW leads 36-32
MWC Series Record:	UW trails 6-11
Series Began:	Nov. 29, 1930
UW Record in Laramie:	18-15
UW Record in Albuquerque:	18-17
UW Record at Neutral Sites:	0-0
UW Head Coach Craig Bohl vs.:	0-2
Longest Wyoming Win Streak:	7 (1986-92)
Longest UNM Win Streak:	7 (1969-75)
Largest UW Margin of Victory:	48 (1988)
Largest UNM Margin of Victory:	35 (1971, '00)
Most Points Scored by UW:	59 (1984, '87)
Most Points Scored by UNM:	49 (1971, '02)

Date	Score	Site
11/29/30	W 19-6	A
11/26/31	W 14-2	A
9/29/39	L 7-34	A
9/28/40	W 7-3	H
11/29/41	L 0-28	A
9/24/49	W 41-14	A
10/28/50	W 44-0	H
11/10/51	W 41-7	A
10/18/52	L 0-7	H
11/14/53	L 7-9	A
10/16/54	W 9-7	H
11/12/55	W 20-0	A
10/13/56	W 20-13	H
11/16/57	W 20-13	A
10/25/58	L 12-13	H
11/14/59	W 25-20	A
9/24/60	W 13-3	H
11/11/61	W 33-7	A
9/22/62	L 21-25	H
11/9/63	L 6-17	A
10/31/64	L 6-17	H
11/6/65	W 27-9	A
10/15/66	W 37-7	H

11/11/67	W 42-6	A
10/26/68	W 35-6	H
11/15/69	L 12-24	A
10/24/70	L 7-17	H
11/20/71	L 14-49	A
10/7/72	L 14-17	H
11/17/73	L 21-23	A
10/19/74	L 21-32	H
11/15/75	L 32-38	A
10/16/76	W 24-23	H
11/19/77	W 23-21	A
10/7/78	L 15-19	H
11/24/79	L 3-17*	A
10/4/80	L 21-24	H
11/21/81	W 13-12	A
9/4/82	L 20-41	H
11/5/83	L 10-17	A
10/20/84	W 59-21	H
11/16/85	L 16-41	A
11/1/86	W 35-25	H
11/7/87	W 59-16	A
10/15/88	W 55-7	H
10/28/89	W 24-23	A
10/13/90	W 25-22	H
10/19/91	W 39-19	A
10/10/92	W 35-21	H
11/13/93	L 7-10	A
11/12/94	W 38-28	H
11/20/99	W 42-28	H
9/30/00	L 10-45	A
10/6/01	L 29-30	H
11/30/02	L 20-49	A
11/22/03	L 3-26	H
11/20/04	L 9-16	A
10/15/05	L 24-27	H
10/7/06	W 14-10	A
10/13/07	L 3-20	H
10/4/08	L 0-24	A
10/10/09	W 37-13	H
11/6/10	L 31-34	A
11/19/11	W 31-10	H
11/10/12	W 28-23	A
10/12/13	W 38-31	H
11/29/14	L 30-36	A
9/26/15	L 28-38	A

\*Wyoming was later awarded a win by forfeit in the Nov. 24, 1979 game.

SEASON OUTLOOK

COWBOY COACHES

THE COWBOYS

THE OPPONENTS

SEASON IN REVIEW

RECORDS & HISTORY

MOUNTAIN WEST

UW ADMINISTRATION



## Wyoming Series Records vs. 2016 Opponents

Opponent	Overall	Home	Away	Neutral
Northern Illinois	First meeting in 2016			
UC Davis	First meeting in 2016			
Nebraska	0-7	0-6	0-1	0-0
Eastern Michigan	0-1	0-1	0-0	0-0
Colorado State	44-58-5	23-25-4	21-33-1	0-0
Air Force	23-28-3	12-11-2	11-17-1	0-0
Nevada	3-3	2-1	1-2	0-0
Boise State	0-10	0-5	0-5	0-0
Utah State	24-38-4	14-12-3	10-25-1	0-1
UNLV	12-10	7-4	5-6	0-0
San Diego State	18-17	11-6	7-11	0-0
New Mexico	36-32	18-15	18-17	0-0

## Wyoming Series Records vs. 2016 Opponent Coaches

Opponent	Overall	Home	Away	Neutral
vs. Rod Carey	First meeting in 2016			
vs. Mike Riley	First meeting in 2016			
vs. Ron Gould	First meeting in 2016			
vs. Chris Creighton	0-1	0-1	0-0	0-0
vs. Mike Bobo	0-1	0-1	0-0	0-0
vs. Troy Calhoun	3-6	1-3	2-3	0-0
vs. Brian Polian	1-0	1-0	0-0	0-0
vs. Bryan Harsin	0-2	0-2	0-0	0-0
vs. Matt Wells	0-3	0-1	0-2	0-0
vs. Tony Sanchez	1-0	1-0	0-0	0-0
vs. Rocky Long	4-9	1-5	2-5	0-0
vs. Bob Davie	2-2	1-1	1-1	0-0

## Wyoming Series Records vs. All Opponents

	G	W	L	T	Pts.	Opp. Pts.	First Game	Last Game
Air Force	54	23	28	3	1045	1237	1957	2015
Appalachian State	2	1	1	0	66	38	2004	2015
Arizona	22	10	12	0	381	417	1936	1977
Arizona State	15	6	9	0	225	404	1951	1977
Arkansas State	2	2	0	0	51	41	1979	1990
Army	1	0	1	0	0	13	1965	1965
Auburn	1	0	1	0	21	35	2000	2000
Baylor	4	1	3	0	60	102	1949	1986
Black Hills	3	3	0	0	86	12	1927	1929
Boise State	10	0	10	0	123	386	2002	2015
Bowling Green	2	1	1	0	44	72	2008	2011
BYU	77	30	44	3	1392	1641	1922	2010
California	1	0	1	0	15	17	1990	1990
Cal Poly	1	0	1	0	22	24	2012	2012
Cal State-Fullerton	4	3	1	0	120	57	1981	1988
Central Michigan	2	1	1	0	51	42	2000	2002
Chadron State	6	4	2	0	117	62	1912	1940
Cheyenne H.S.	9	9	0	0	235	27	1893	1914
Chicago	1	0	1	0	0	47	1928	1928
The Citadel	1	1	0	0	34	30	2002	2002
Colgate	1	1	0	0	49	29	1983	1983
Colorado	27	3	23	1	161	714	1900	2009
Colorado College	18	1	16	1	147	424	1909	1948
Colorado Mines	27	9	16	2	272	555	1898	1947
Colorado State	107	44	58	5	1736	2032	1899	2015
Creighton	4	0	4	0	0	91	1919	1932
Denver	45	11	32	2	446	737	1898	1960
Denver Athletic Club	1	0	1	0	0	33	1900	1900
Denver Manual	1	1	0	0	18	14	1896	1896
Eastern Michigan	1	0	1	0	29	48	2015	2015
Florida	2	0	2	0	14	45	1951	2005
Florida Atlantic	2	2	0	0	50	47	2009	2014
Florida State	1	1	0	0	28	20	1966	1966
Ft. Russell (Ft. Warren)	13	12	1	0	383	17	1904	1938
Fresno State	10	5	5	0	278	298	1992	2014
Furman	1	1	0	0	20	14	2001	2001
Georgia	1	0	1	0	9	16	1998	1998
Gonzaga	1	0	1	0	0	77	1922	1922
Grand Island	1	1	0	0	21	0	1911	1911
Hardin Simmons	1	1	0	0	14	6	1958	1958
Hawai'i	22	13	9	0	646	484	1978	2014
Houston	7	1	6	0	75	219	1952	1988
Idaho	7	6	1	0	155	99	1921	2013
Idaho State	4	3	1	0	131	56	1948	1975
Iowa	2	0	2	0	26	41	1953	1987
Iowa State	4	3	1	0	141	86	1986	1997
Kansas	6	1	4	1	107	166	1961	2003
Kansas State	8	4	4	0	166	166	1952	1993
Kearney State	4	3	1	0	126	47	1912	1928
Laramie All-Stars	1	1	0	0	17	0	1910	1910
Laramie Athletic Club	3	3	0	0	55	0	1901	1903
Laramie High School	6	5	1	0	153	11	1898	1915
Laramie Town Team	2	2	0	0	41	0	1894	1900
Long Beach State	1	1	0	0	36	27	1982	1982
Louisiana-Lafayette	1	1	0	0	28	15	1991	1991
Louisiana-Monroe	4	4	0	0	135	44	1994	2005
LSU	3	0	3	0	37	110	1968	1978
Louisiana Tech	2	2	0	0	69	25	1988	1998
Louisville	4	3	1	0	118	81	1988	1995
Michigan State	3	0	3	0	40	111	1976	2014
Minnesota	1	0	1	0	0	46	1946	1946
Mississippi	2	2	0	0	61	46	2004	2005
Montana	14	14	0	0	379	72	1951	2014

	G	W	L	T	Pts.	Opp. Pts.	First Game	Last Game
Montana State	19	13	6	0	339	165	1919	2003
Montezuma College	1	1	0	0	26	0	1927	1927
Nebraska	7	0	7	0	117	278	1934	2013
Nebraska Wesleyan	6	3	3	0	47	55	1910	1926
Nevada	6	3	3	0	150	136	1937	2015
New Mexico	68	36	32	0	1528	1340	1930	2015
New Mexico State	1	1	0	0	47	0	1953	1953
No. 5 Horse Company	1	1	0	0	16	6	1894	1894
North Carolina State	2	2	0	0	41	14	1959	1961
North Dakota	1	0	1	0	13	24	2015	2015
North Dakota State	1	1	0	0	16	13	2008	2008
Northern Colorado	26	18	5	3	569	157	1895	2013
Northern Iowa	1	1	0	0	45	42	1993	1993
Northwestern	1	0	1	0	22	27	1979	1979
Ogden Athletic Club	1	1	0	0	3	0	1920	1920
Ohio	2	2	0	0	55	53	2007	2008
Ohio State	1	0	1	0	10	24	1997	1997
Oklahoma	2	0	2	0	27	78	1976	1981
Oklahoma State	8	1	7	0	145	270	1953	2003
Oregon	1	0	1	0	14	48	2014	2014
Oregon State	5	2	3	0	119	122	1958	1994
Pacific	3	2	1	0	86	84	1973	1986
Regis	2	1	1	0	31	22	1925	1926
Rice	1	1	0	0	34	24	1998	1998
Richmond	2	2	0	0	44	21	1979	1980
St. Louis	2	0	2	0	12	59	1932	1939
San Diego State	35	18	17	0	967	933	1978	2015
San Francisco	1	0	1	0	7	39	1946	1946
San Jose State	9	6	3	0	271	182	1959	2014
Santa Clara	1	0	1	0	0	6	1931	1931
South Dakota	5	5	0	0	185	72	1971	1984
South Dakota Mines	2	1	0	1	14	3	1911	1912
Southern Utah	1	1	0	0	28	20	2010	2010
SMU	3	2	1	0	88	46	1996	1998
Syracuse	1	0	1	0	34	40	2006	2006
TCU	8	2	6	0	112	277	1998	2011
Temple	2	1	1	0	53	60	1990	2011
Tennessee	3	1	2	0	37	96	1999	2008
Texas	5	0	5	0	44	163	1974	2012
Texas A&M	3	0	3	0	23	110	2000	2004
Texas State	2	1	1	0	66	52	2011	2013
Texas Tech	5	3	2	0	85	126	1938	1992
Toledo	2	1	1	0	51	49	2010	2012
Tulsa	5	3	2	0	74	123	1954	1998
UCLA	1	1	0	0	24	21	2004	2004
UNLV	22	12	10	0	676	639	1978	2015
USC	1	0	1	0	6	56	1965	1965
Utah	83	31	51	1	1327	2214	1904	2010
Utah State	66	24	38	4	1078	1415	1903	2015
Utah YMCA	1	1	0	0	16	0	1900	1900
UTEP	33	26	6	1	978	541	1962	1995
Virginia	2	1	1	0	35	16	2006	2007
Washington	2	0	2	0	9	76	1979	2002
Washington & Lee	1	1	0	0	20	7	1950	1950
Washington State	6	2	4	0	142	144	1962	2015
Weber State	4	4	0	0	126	82	1990	2011
Western Michigan	1	1	0	0	42	28	1996	1996
Western State	4	4	0	0	124	13	1925	1956
Wichita State	4	3	1	0	109	29	1940	1982
Wilson Beauties	1	1	0	0	16	0	1894	1894
Wisconsin	3	1	2	0	66	90	1973	1986
Wyoming Alumni	1	1	0	0	4	0	1897	1897
Wyoming Faculty	2	1	1	0	11	14	1904	1923





## AIR FORCE

Wyoming trails 23-28-3. Home: 12-11-2; Road: 11-17-1.

Oct. 10, 2015	L, 17-31	(Colorado Springs)
Sept. 6, 2014	W, 17-13	(Laramie)
Sept. 21, 2013	W, 56-23	(Colorado Springs)
Oct. 13, 2012	L, 27-28	(Laramie)
Nov. 12, 2011	W, 25-17	(Colorado Springs)
Sept. 25, 2010	L, 14-20	(Laramie)
Oct. 17, 2009	L, 0-10	(Colorado Springs)
Sept. 6, 2008	L, 3-23	(Laramie)
Oct. 20, 2007	L, 12-20	(Colorado Springs)
Sept. 23, 2006	L, 24-31	(Laramie)
Sept. 17, 2005	W, 29-28	(Colorado Springs)
Oct. 30, 2004	W, 43-26	(Laramie)
Sept. 20, 2003	L, 29-35	(Colorado Springs)
Oct. 26, 2002	W, 34-26	(Laramie)
Oct. 13, 2001	L, 13-24	(Colorado Springs)
Oct. 14, 2000	L, 34-51	(Laramie)
Sept. 25, 1999	W, 10-7	(Colorado Springs)
Nov. 14, 1998	L, 3-10	(Laramie)
Nov. 15, 1997	L, 3-14	(Colorado Springs)
Sept. 21, 1996	W, 22-19	(Laramie)
Sept. 9, 1995	L, 10-34	(Colorado Springs)
Oct. 29, 1994	L, 17-34	(Laramie)
Oct. 2, 1993	W, 31-18	(Colorado Springs)
Sept. 19, 1992	L, 28-42	(Laramie)
Oct. 5, 1991	L, 28-51	(Colorado Springs)
Sept. 22, 1990	W, 24-12	(Laramie)
Sept. 10, 1989	L, 7-45	(Colorado Springs)
Sept. 24, 1988	W, 48-45	(Colorado Springs)
Sept. 5, 1987	W, 27-13	(Laramie)
Sept. 20, 1986	W, 23-17	(Colorado Springs)
Sept. 14, 1985	L, 7-49	(Laramie)
Sept. 15, 1984	W, 26-20	(Laramie)
Sept. 17, 1983	W, 14-7	(Laramie)
Oct. 30, 1982	L, 34-44	(Colorado Springs)
Sept. 19, 1981	W, 17-10	(Colorado Springs)
Nov. 15, 1980	L, 7-25	(Colorado Springs)
Sept. 10, 1977	T, 0-0	(Laramie)
Nov. 20, 1976	L, 21-41	(Colorado Springs)
Nov. 22, 1975	W, 24-10	(Colorado Springs)
Sept. 28, 1974	W, 20-16	(Laramie)
Sept. 16, 1972	L, 14-45	(Colorado Springs)
Sept. 25, 1971	L, 19-23	(Colorado Springs)
Sept. 19, 1970	L, 17-41	(Laramie)
Sept. 27, 1969	W, 27-25	(Colorado Springs)
Sept. 28, 1968	L, 3-10	(Colorado Springs)
Sept. 23, 1967	W, 37-10	(Laramie)
Sept. 17, 1966	W, 13-0	(Colorado Springs)
Sept. 18, 1965	W, 31-14	(Laramie)
Nov. 14, 1964	T, 7-7	(Colorado Springs)
Nov. 3, 1962	L, 14-35	(Colorado Springs)
Oct. 22, 1960	W, 15-0	(Laramie)
Sept. 26, 1959	L, 7-20	(Laramie)
Nov. 15, 1958	L, 6-21	(Colorado Springs)
Nov. 2, 1957	T, 7-7	(Laramie)

## APPALACHIAN STATE

Series tied 1-1. Home: 1-0. Away: 0-1

Oct. 3, 2015	L, 13-31	(Boone)
Sept. 4, 2004	W, 53-7	(Laramie)

## ARIZONA

Wyoming trails 10-12. Home: 6-2; Road: 4-10

Oct. 1, 1977	W, 13-12	(Laramie)
Nov. 6, 1976	W, 26-24	(Tucson)
Sept. 27, 1975	L, 0-14	(Laramie)
Nov. 23, 1974	L, 14-21	(Tucson)
Sept. 15, 1973	L, 7-21	(Laramie)

Nov. 25, 1972	W, 22-14	(Tucson)
Oct. 9, 1971	W, 14-3	(Laramie)
Nov. 21, 1970	L, 12-38	(Tucson)
Sept. 20, 1969	W, 23-7	(Laramie)
Nov. 23, 1968	L, 7-14	(Tucson)
Sept. 16, 1967	W, 36-17	(Tucson)
Oct. 1, 1966	W, 36-6	(Laramie)
Oct. 2, 1965	W, 19-0	(Laramie)
Oct. 24, 1964	L, 7-15	(Tucson)
Nov. 2, 1963	L, 7-15	(Tucson)
Oct. 20, 1962	W, 31-8	(Laramie)
Nov. 4, 1961	L, 15-20	(Tucson)
Oct. 1, 1960	L, 19-21	(Tucson)
Sept. 22, 1956	W, 26-20	(Tucson)
Nov. 27, 1954	L, 40-42	(Tucson)
Sept. 27, 1947	L, 7-27	(Tucson)
Nov. 28, 1936	L, 0-58	(Tucson)

## ARIZONA STATE

Wyoming trails 6-9. Home: 4-2; Road: 2-7.

Nov. 5, 1977	L, 0-45	(Tempe)
Oct. 2, 1976	W, 13-10	(Laramie)
Nov. 8, 1975	L, 20-21	(Tempe)
Oct. 5, 1974	L, 10-16	(Laramie)
Nov. 10, 1973	L, 0-47	(Tempe)
Sept. 30, 1972	W, 45-43	(Laramie)
Nov. 13, 1971	L, 19-52	(Tempe)
Oct. 3, 1970	L, 3-52	(Laramie)
Nov. 1, 1969	L, 14-30	(Tempe)
Oct. 5, 1968	W, 27-13	(Laramie)
Oct. 28, 1967	W, 15-13	(Tempe)
Sept. 24, 1966	W, 23-6	(Laramie)
Nov. 20, 1965	L, 10-14	(Tempe)
Nov. 16, 1963	L, 6-35	(Tempe)
Nov. 24, 1951	W, 20-7	(Tempe)

## ARKANSAS STATE

Wyoming leads 2-0. Home: 2-0.

Sept. 15, 1990	W, 34-27	(Laramie)
Nov. 10, 1979	W, 17-14	(Laramie)

## ARMY

Wyoming trails 0-1. Road: 0-1.

Nov. 13, 1965	L, 0-13	(West Point)
---------------	---------	--------------

## AUBURN

Wyoming trails 0-1. Road: 0-1.

Aug. 31, 2000	L, 21-35	(Auburn)
---------------	----------	----------

## BAYLOR

Wyoming trails 1-3. Home: 1-1; Road: 0-2.

Sept. 6, 1986	L, 28-31	(Laramie)
Sept. 7, 1985	L, 18-39	(Waco)
Sept. 23, 1950	W, 7-0	(Laramie)
Nov. 12, 1949	L, 7-32	(Waco)

## BLACK HILLS STATE

Wyoming leads 3-0. Home: 3-0.

Sept. 27, 1929	W, 13-6	(Laramie)
Sept. 22, 1928	W, 31-6	(Laramie)
Sept. 24, 1927	W, 31-6	(Laramie)

## BOISE STATE

Wyoming trails 0-10. Home: 0-5; Road: 0-5.

Oct. 24, 2015	L, 14-34	(Boise)
Nov. 22, 2014	L, 14-63	(Laramie)
Nov. 16, 2013	L, 7-48	(Boise)

Oct. 27, 2012	L, 14-45	(Laramie)
Nov. 26, 2011	L, 14-36	(Boise)
Sept. 18, 2010	L, 6-51	(Laramie)
Sept. 15, 2007	L, 14-24	(Boise)
Sept. 16, 2006	L, 10-17	(Laramie)
Sept. 27, 2003	L, 17-33	(Boise)
Sept. 14, 2002	L, 13-35	(Laramie)

## BOWLING GREEN

Series is tied 1-1. Home: 0-1; Road: 1-0.

Sept. 17, 2011	W, 28-27	(Bowling Green)
Sept. 27, 2008	L, 16-45	(Laramie)

## BYU

Wyoming trails 30-44-3. Home: 17-16-3; Road: 13-27; Neutral: 0-1.

Oct. 23, 2010	L, 20-25	(Provo)
Nov. 7, 2009	L, 0-52	(Laramie)
Sept. 20, 2008	L, 0-44	(Provo)
Nov. 17, 2007	L, 10-35	(Laramie)
Nov. 9, 2006	L, 7-55	(Provo)
Nov. 12, 2005	L, 21-35	(Laramie)
Oct. 16, 2004	L, 13-24	(Provo)
Oct. 18, 2003	W, 13-10	(Laramie)
Nov. 9, 2002	L, 31-35	(Provo)
Nov. 16, 2001	L, 34-41	(Laramie)
Oct. 26, 2000	L, 7-19	(Provo)
Nov. 13, 1999	W, 31-17	(Laramie)
Dec. 7, 1996	L, 25-28	(Las Vegas)
Oct. 21, 1995	L, 20-23	(Provo)
Oct. 17, 1992	L, 28-31	(Laramie)
Nov. 9, 1991	L, 31-56	(Provo)
Nov. 10, 1990	L, 14-45	(Laramie)
Oct. 7, 1989	L, 20-36	(Provo)
Sept. 1, 1988	W, 24-14	(Laramie)
Oct. 10, 1987	W, 29-27	(Provo)
Oct. 18, 1986	L, 22-34	(Laramie)
Nov. 2, 1985	L, 0-59	(Provo)
Oct. 13, 1984	L, 38-41	(Provo)
Oct. 8, 1983	L, 10-41	(Laramie)
Nov. 6, 1982	L, 13-23	(Provo)
Oct. 24, 1981	W, 33-20	(Laramie)
Oct. 11, 1980	L, 17-52	(Provo)
Oct. 20, 1979	L, 14-54	(Laramie)
Nov. 4, 1978	L, 14-48	(Provo)
Oct. 22, 1977	L, 7-10	(Laramie)
Oct. 9, 1976	W, 34-29	(Provo)
Oct. 25, 1975	L, 20-33	(Laramie)
Oct. 12, 1974	L, 7-38	(Provo)
Oct. 27, 1973	W, 41-21	(Laramie)
Nov. 4, 1972	L, 14-33	(Provo)
Oct. 16, 1971	L, 17-35	(Laramie)
Oct. 31, 1970	L, 3-23	(Provo)
Oct. 18, 1969	W, 40-7	(Laramie)
Oct. 12, 1968	W, 20-17	(Provo)
Oct. 7, 1967	W, 26-10	(Laramie)
Nov. 19, 1966	W, 47-14	(Provo)
Oct. 23, 1965	W, 34-6	(Laramie)
Nov. 21, 1964	W, 31-11	(Provo)
Oct. 19, 1963	W, 41-14	(Laramie)
Nov. 17, 1962	L, 7-14	(Provo)
Oct. 21, 1961	W, 36-8	(Laramie)
Nov. 19, 1960	W, 30-6	(Provo)
Oct. 17, 1959	W, 21-6	(Laramie)
Nov. 22, 1958	W, 22-14	(Provo)
Oct. 19, 1957	T, 0-0	(Laramie)
Nov. 17, 1956	W, 7-6	(Provo)
Oct. 29, 1955	W, 14-6	(Laramie)
Nov. 13, 1954	W, 34-13	(Provo)
Oct. 31, 1953	W, 27-0	(Laramie)
Nov. 1, 1952	W, 24-13	(Provo)

SEASON OUTLOOK

COWBOY COACHES

THE COWBOYS

THE OPPONENTS

SEASON IN REVIEW

RECORDS & HISTORY

MOUNTAIN WEST

UW ADMINISTRATION



Oct. 20, 1951	T, 20-20	(Laramie)
Nov. 11, 1950	W, 48-0	(Provo)
Oct. 29, 1949	W, 45-0	(Laramie)
Nov. 20, 1948	L, 14-15	(Provo)
Oct. 4, 1947	W, 12-7	(Laramie)
Nov. 2, 1946	L, 3-6	(Provo)
Oct. 2, 1942	W, 13-6	(Provo)
Nov. 8, 1941	L, 7-23	(Laramie)
Oct. 12, 1940	L, 0-20	(Provo)
Nov. 25, 1939	T, 7-7	(Laramie)
Oct. 6, 1938	L, 13-22	(Provo)
Nov. 6, 1937	L, 0-19	(Laramie)
Nov. 21, 1936	L, 7-32	(Provo)
Oct. 26, 1935	L, 6-13	(Laramie)
Oct. 6, 1934	W, 6-0	(Laramie)
Nov. 30, 1933	L, 0-3	(Provo)
Oct. 29, 1932	L, 0-25	(Laramie)
Nov. 14, 1931	W, 13-7	(Provo)
Sep. 27, 1930	L, 12-19	(Provo)
Nov. 23, 1929	L, 0-40	(Provo)
Nov. 30, 1922	W, 13-0	(Laramie)
Nov. 14, 1922	L, 0-7	(Provo)

## CALIFORNIA

Wyoming trails 0-1. Neutral: 0-1.

Dec. 31, 1990	L, 15-17	(Tempe)
---------------	----------	---------

## CAL POLY

Wyoming trails 0-1. Home: 0-1.

Sept. 15, 2012	L, 22-24	(Laramie)
----------------	----------	-----------

## CAL STATE FULLERTON

Wyoming leads 3-1. Home: 3-1.

Oct. 1, 1988	W, 35-16	(Laramie)
Sep. 21, 1985	W, 31-8	(Laramie)
Oct. 16, 1982	L, 16-20	(Laramie)
Sept. 5, 1981	W, 38-13	(Laramie)

## CENTRAL MICHIGAN

Series is tied 1-1. Home: 1-0; Road: 0-1.

Sept. 7, 2002	L, 20-32	(Mt. Pleasant)
Sept. 16, 2000	W, 31-10	(Laramie)

## CHADRON STATE

Wyoming leads 4-2. Home: 3-1; Road: 1-1.

Nov. 2, 1940	L, 9-12	(Laramie)
Oct. 1, 1932	W, 28-6	(Laramie)
Sept. 26, 1931	W, 35-0	(Chadron)
Nov. 17, 1928	L, 0-31	(Chadron)
Oct. 15, 1927	W, 30-13	(Laramie)
Nov. 16, 1912	W, 25-0	(Laramie)

## CHEYENNE HIGH SCHOOL

Wyoming leads 9-0. Home: 6-0; Road: 3-0.

Sep. 30, 1914	W, 18-10	(Laramie)
Oct. 1, 1910	W, 61-12	(Cheyenne)
Oct. 2, 1909	W, 30-0	(Cheyenne)
Nov. 18, 1905	W, 10-0	(Laramie)
Nov. 8, 1904	W, 12-6	(Cheyenne)
Oct. 15, 1904	W, 56-0	(Laramie)
Dec. 13, 1902	W, 18-0	(Laramie)
Dec. 16, 1897	W, 16-0	(Laramie)
Feb. 22, 1893	W, 14-0	(Laramie)

## CHICAGO

Wyoming trails 0-1. Road: 0-1.

Oct. 6, 1928	L, 0-47	(Chicago)
--------------	---------	-----------

## THE CITADEL

Wyoming leads 1-0. Home: 1-0.

Oct. 5, 2002	W, 34-30	(Laramie)
--------------	----------	-----------

## COLGATE

Wyoming leads 1-0. Home: 1-0.

Oct. 22, 1983	W, 49-29	(Laramie)
---------------	----------	-----------

## COLORADO

Wyoming trails 3-23-1. Home: 0-5; Road: 3-18-1.

Sept. 19, 2009	L, 0-24	(Boulder)
Sept. 27, 1997	L#, 19-20	(Boulder)
Sept. 7, 1991	L, 13-30	(Boulder)
Sept. 25, 1982	W, 24-10	(Boulder)
Sept. 20, 1975	L, 10-27	(Boulder)
Sept. 18, 1971	L, 13-56	(Boulder)
Nov. 15, 1947	L, 6-21	(Boulder)
Oct. 12, 1946	L, 0-20	(Laramie)
Oct. 31, 1942	L, 7-28	(Boulder)
Oct. 25, 1941	L, 0-27	(Boulder)
Oct. 26, 1940	L, 0-62	(Boulder)
Oct. 28, 1939	L, 7-27	(Laramie)
Oct. 29, 1938	L, 6-20	(Boulder)
Nov. 23, 1935	W, 6-0	(Boulder)
Oct. 28, 1933	L, 12-40	(Boulder)
Oct. 16, 1926	T, 13-13	(Boulder)
Oct. 25, 1924	L, 0-21	(Laramie)
Nov. 24, 1923	L, 3-20	(Boulder)
Oct. 23, 1920	L, 0-7	(Laramie)
Oct. 7, 1916	L, 10-16	(Laramie)
Oct. 2, 1915	L, 0-30	(Boulder)
Oct. 4, 1913	L, 0-7	(Boulder)
Oct. 19, 1912	L, 0-75	(Boulder)
Oct. 28, 1911	L, 3-18	(Boulder)
Oct. 22, 1910	L, 3-14	(Boulder)
Oct. 22, 1905	L, 0-69	(Boulder)
Nov. 10, 1900	L, 6-10	(Boulder)

#Win by forfeit

## COLORADO COLLEGE

Wyoming trails 1-16-1. Home: 1-4; Road: 0-12-1.

Sept. 25, 1948	W, 61-7	(Laramie)
Nov. 1, 1941	L, 0-16	(Colorado Springs)
Oct. 9, 1937	L, 6-9	(Colorado Springs)
Oct. 7, 1933	T, 0-0	(Colorado Springs)
Oct. 22, 1932	L, 6-15	(Colorado Springs)
Nov. 24, 1928	L, 25-48	(Colorado Springs)
Oct. 29, 1927	L, 8-12	(Laramie)
Nov. 6, 1926	L, 0-25	(Colorado Springs)
Nov. 22, 1924	L, 3-28	(Colorado Springs)
Oct. 6, 1923	L, 7-34	(Laramie)
Sept. 30, 1922	L, 0-20	(Colorado Springs)
Oct. 8, 1921	L, 0-10	(Laramie)
Nov. 6, 1920	L, 17-20	(Colorado Springs)
Oct. 11, 1913	L, 0-49	(Colorado Springs)
Oct. 12, 1912	L, 0-35	(Colorado Springs)
Oct. 7, 1911	L, 9-29	(Colorado Springs)
Oct. 15, 1910	L, 0-23	(Colorado Springs)
Oct. 30, 1909	L, 5-44	(Laramie)

## COLORADO MINES

Wyoming trails 9-16-2. Home: 7-8-2; Road: 2-8.

Oct. 11, 1947	W, 53-6	(Laramie)
Sept. 28, 1946	T, 7-7	(Laramie)
Oct. 24, 1942	W, 26-6	(Golden)
Nov. 20, 1941	T, 0-0	(Laramie)
Oct. 31, 1936	W, 27-0	(Laramie)
Oct. 5, 1935	W, 40-0	(Laramie)
Oct. 17, 1925	W, 43-0	(Laramie)
Nov. 1, 1924	L, 3-6	(Golden)
Oct. 27, 1923	L, 0-20	(Laramie)
Oct. 7, 1922	L, 0-32	(Golden)
Oct. 22, 1921	W, 14-7	(Laramie)
Oct. 30, 1920	W, 14-7	(Golden)
Oct. 18, 1919	W, 16-6	(Laramie)
Oct. 13, 1917	L, 3-51	(Laramie)
Oct. 28, 1916	L, 7-30	(Laramie)
Oct. 16, 1915	L, 0-19	(Golden)
Oct. 17, 1914	L, 0-25	(Laramie)
Oct. 18, 1913	L, 0-40	(Laramie)
Oct. 26, 1912	L, 0-42	(Golden)
Oct. 21, 1911	W, 5-0	(Laramie)
Nov. 12, 1910	L, 8-9	(Golden)
Nov. 20, 1909	L, 6-23	(Laramie)
Oct. 19, 1907	L, 0-77	(Golden)
Oct. 15, 1906	L, 0-35	(Laramie)
Oct. 15, 1905	L, 0-28	(Golden)
Nov. 5, 1898	L, 0-50	(Golden)
Oct. 15, 1898	L, 0-29	(Laramie)

## COLORADO STATE

Wyoming trails 44-58-5. Home: 23-25-4; Road: 21-33-1.

Nov. 7, 2015	L, 7-26	(Laramie)
Oct. 25, 2014	L, 31-45	(Ft. Collins)
Oct. 19, 2013	L, 22-52	(Laramie)
Nov. 3, 2012	W, 45-31	(Laramie)
Dec. 3, 2011	W, 22-19	(Ft. Collins)
Nov. 20, 2010	W, 44-0	(Laramie)
Nov. 22, 2009	W, 17-16	(Ft. Collins)
Nov. 22, 2008	L, 20-31	(Laramie)
Nov. 23, 2007	L, 28-36	(Ft. Collins)
Oct. 21, 2006	W, 24-0	(Laramie)
Oct. 22, 2005	L, 31-39	(Ft. Collins)
Oct. 22, 2004	L, 7-30	(Ft. Collins)
Nov. 1, 2003	W, 35-28	(Laramie)
Oct. 12, 2002	L, 36-44	(Ft. Collins)
Sept. 29, 2001	L, 14-42	(Laramie)
Nov. 16, 2000	L, 13-37	(Ft. Collins)
Oct. 23, 1999	L, 13-24	(Laramie)
Nov. 7, 1998	W, 27-19	(Ft. Collins)
Oct. 18, 1997	L, 7-14	(Laramie)
Nov. 16, 1996	W, 25-24	(Ft. Collins)
Oct. 28, 1995	L, 24-31	(Laramie)
Nov. 5, 1994	L, 24-35	(Ft. Collins)
Nov. 20, 1993	L, 21-41	(Laramie)
Oct. 24, 1992	W, 31-14	(Ft. Collins)
Oct. 26, 1991	W, 35-28	(Laramie)
Nov. 3, 1990	L, 8-17	(Ft. Collins)
Nov. 4, 1989	W, 56-35	(Laramie)
Oct. 29, 1988	W, 48-14	(Ft. Collins)
Oct. 31, 1987	W, 20-15	(Laramie)
Oct. 25, 1986	L, 15-20	(Ft. Collins)
Oct. 26, 1985	L, 19-30	(Laramie)
Oct. 27, 1984	W, 43-34	(Ft. Collins)
Nov. 19, 1983	W, 42-17	(Laramie)
Sept. 11, 1982	L, 3-9	(Ft. Collins)
Oct. 31, 1981	W, 55-21	(Laramie)
Nov. 1, 1980	L, 25-28	(Ft. Collins)
Sept. 29, 1979	L, 16-20	(Laramie)





Oct. 28, 1978	W, 13-3	(Ft. Collins)
Oct. 29, 1977	W, 29-13	(Laramie)
Oct. 30, 1976	L, 16-19	(Ft. Collins)
Oct. 4, 1975	L, 0-3	(Laramie)
Nov. 2, 1974	L, 6-11	(Ft. Collins)
Oct. 20, 1973	W, 35-3	(Laramie)
Oct. 14, 1972	W, 28-9	(Ft. Collins)
Oct. 2, 1971	W, 17-6	(Laramie)
Oct. 10, 1970	W, 16-6	(Ft. Collins)
Oct. 4, 1969	W, 39-3	(Laramie)
Nov. 2, 1968	W, 46-14	(Ft. Collins)
Sept. 30, 1967	W, 13-10	(Laramie)
Oct. 29, 1966	L, 10-12	(Ft. Collins)
Sept. 25, 1965	W, 33-14	(Ft. Collins)
Sept. 19, 1964	W, 31-7	(Laramie)
Oct. 12, 1963	W, 21-3	(Laramie)
Oct. 27, 1962	W, 28-7	(Ft. Collins)
Oct. 14, 1961	W, 18-7	(Laramie)
Oct. 15, 1960	W, 40-8	(Ft. Collins)
Oct. 10, 1959	W, 29-0	(Laramie)
Oct. 18, 1958	W, 7-6	(Ft. Collins)
Oct. 12, 1957	W, 27-13	(Laramie)
Oct. 6, 1956	W, 20-12	(Ft. Collins)
Oct. 8, 1955	L, 13-14	(Laramie)
Oct. 9, 1954	W, 34-0	(Ft. Collins)
Oct. 10, 1953	W, 21-14	(Laramie)
Oct. 11, 1952	L, 0-14	(Laramie)
Oct. 13, 1951	L, 7-14	(Ft. Collins)
Oct. 7, 1950	W, 34-0	(Laramie)
Oct. 1, 1949	W, 8-0	(Ft. Collins)
Oct. 16, 1948	L, 20-12	(Laramie)
Nov. 22, 1947	L, 6-21	(Ft. Collins)
Oct. 5, 1946	L, 0-7	(Laramie)
Sept. 26, 1942	L, 0-10	(Laramie)
Oct. 4, 1941	L, 0-27	(Ft. Collins)
Oct. 5, 1940	T, 0-0	(Laramie)
Nov. 4, 1939	L, 0-22	(Ft. Collins)
Oct. 1, 1938	T, 0-0	(Laramie)
Oct. 16, 1937	W, 7-0	(Ft. Collins)
Oct. 17, 1936	T, 0-0	(Laramie)
Sept. 28, 1935	L, 3-12	(Laramie)
Nov. 3, 1934	L, 0-16	(Ft. Collins)
Sept. 30, 1933	L, 0-7	(Laramie)
Nov. 24, 1932	L, 0-23	(Ft. Collins)
Nov. 7, 1931	L, 6-26	(Laramie)
Nov. 8, 1930	W, 21-6	(Ft. Collins)
Oct. 4, 1929	L, 7-20	(Ft. Collins)Nov,
26, 1925	L, 0-40	(Ft. Collins)
Sept. 29, 1923	L, 0-33	(Ft. Collins)
Oct. 14, 1922	L, 0-60	(Laramie)
Oct. 1, 1921	T, 7-7	(Ft. Collins)
Oct. 16, 1920	L, 0-42	(Ft. Collins)
Oct. 2, 1920	L, 0-13	(Laramie)
Oct. 4, 1919	L, 0-14	(Ft. Collins)
Sept. 27, 1919	L, 0-28	(Laramie)
Oct. 6, 1917	W, 6-0	(Laramie)
Sept. 30, 1916	L, 0-40	(Ft. Collins)
Nov. 6, 1915	L, 0-47	(Laramie)
Oct. 24, 1914	L, 10-48	(Laramie)
Nov. 27, 1913	L, 0-61	(Ft. Collins)
Nov. 28, 1912	L, 0-33	(Ft. Collins)
Nov. 30, 1911	W, 27-0	(Ft. Collins)
Nov. 24, 1910	W, 10-0	(Laramie)
Oct. 16, 1909	L, 3-32	(Ft. Collins)
Nov. 14, 1908	L, 0-20	(Laramie)
Nov. 25, 1905	L, 5-34	(Ft. Collins)
Nov. 24, 1904	T, 6-6	(Laramie)
Nov. 14, 1903	L, 0-17	(Ft. Collins)
Nov. 24, 1900	L, 0-16	(Ft. Collins)
Nov. 30, 1899	L, 0-12	(Ft. Collins)

## CREIGHTON

Wyoming trails 0-4. Home: 0-1; Road: 0-3.

Nov. 18, 1932	L, 0-34	(Omaha)
Oct. 3, 1931	L, 0-3	(Laramie)
Oct. 1, 1927	L, 0-13	(Omaha)
Nov. 15, 1919	L, 0-41	(Omaha)

## DENVER

Wyoming trails 11-32-2. Home: 5-11; Road: 6-21-2.

Oct. 8, 1960	W, 41-2	(Laramie)
Nov. 21, 1959	W, 45-0	(Denver)
Oct. 4, 1958	W, 15-12	(Laramie)
Nov. 28, 1957	L, 13-14	(Denver)
Sept. 29, 1956	W, 27-0	(Laramie)
Nov. 24, 1955	L, 3-6	(Denver)
Oct. 2, 1954	W, 23-21	(Laramie)
Nov. 26, 1953	T, 13-13	(Denver)
Nov. 27, 1952	W, 21-14	(Denver)
Sept. 29, 1951	W, 20-14	(Laramie)
Nov. 23, 1950	W, 42-12	(Denver)
Nov. 24, 1949	W, 25-6	(Denver)
Nov. 25, 1948	L, 0-13	(Denver)
Nov. 8, 1947	L, 7-27	(Denver)
Nov. 9, 1946	L, 6-19	(Laramie)
Oct. 17, 1942	L, 14-17	(Denver)
Oct. 18, 1941	L, 0-40	(Laramie)
Oct. 19, 1940	L, 9-41	(Denver)
Oct. 13, 1939	L, 7-32	(Denver)
Oct. 22, 1938	L, 0-6	(Laramie)
Nov. 13, 1937	L, 6-21	(Denver)
Oct. 24, 1936	L, 14-25	(Denver)
Oct. 11, 1935	L, 0-14	(Denver)
Oct. 27, 1934	L, 0-9	(Denver)
Nov. 5, 1932	L, 0-7	(Denver)
Nov. 15, 1930	L, 7-19	(Denver)
Oct. 12, 1929	L, 6-19	(Denver)
Nov. 3, 1928	L, 7-26	(Denver)
Oct. 8, 1927	L, 0-7	(Denver)
Oct. 11, 1924	L, 0-7	(Denver)
Nov. 3, 1923	L, 0-45	(Denver)
Nov. 4, 1922	L, 0-7	(Denver)
Oct. 29, 1921	T, 9-9	(Denver)
Nov. 13, 1920	L, 0-3	(Laramie)
Oct. 9, 1920	W, 10-7	(Denver)
Oct. 25, 1919	W, 36-6	(Denver)
Nov. 3, 1917	L, 0-18	(Laramie)
Oct. 14, 1916	L, 10-19	(Laramie)
Oct. 23, 1915	L, 7-19	(Laramie)
Nov. 21, 1914	L, 0-31	(Laramie)
Nov. 8, 1913	L, 0-26	(Laramie)
Nov. 18, 1911	L, 0-6	(Laramie)
Oct. 8, 1910	L, 3-17	(Denver)
Oct. 9, 1909	L, 0-56	(Denver)
Nov. 24, 1889	L, 0-5	(Laramie)

## DENVER ATHLETIC CLUB

Wyoming trails 0-1. Road: 0-1.

Nov. 3, 1900	L, 0-33	(Denver)
--------------	---------	----------

## DENVER MANUAL

Wyoming leads 1-0. Home: 1-0.

Nov. 7, 1896	W, 18-14	(Laramie)
--------------	----------	-----------

## EASTERN MICHIGAN

Wyoming trails 0-1. Home: 0-1.

Sept. 12, 2015	L, 29-48	(Laramie)
----------------	----------	-----------

## FLORIDA

Wyoming trails 0-2. Road: 0-2

Sept. 3, 2005	L, 14-32	(Gainesville)
Sept. 15, 1951	L, 0-13	(Gainesville)

## FLORIDA ATLANTIC

Wyoming leads 2-0. Home: 1-0 Away: 1-0.

Sept. 20, 2014	W, 20-19	(Laramie)
Oct. 5, 2009	W, 30-28	(Boca Raton)

## FLORIDA STATE

Wyoming leads 1-0. Neutral 1-0.

Dec. 24, 1966	W, 28-20	(El Paso)
---------------	----------	-----------

## FT. RUSSELL (FT. WARREN)

Wyoming leads 12-1. Home: 4-0; Road 8-1.

Sept. 17, 1938	W, 20-7	(Cheyenne)
Sept. 25, 1937	W, 20-0	(Cheyenne)
Sept. 22, 1935	W, 15-0	(Cheyenne)
Sept. 22, 1934	W, 40-0	(Cheyenne)
Sept. 23, 1933	W, 33-0	(Cheyenne)
Sept. 19, 1931	W, 59-0	(Cheyenne)
Nov. 13, 1909	W, 18-0	(Laramie)
Nov. 6, 1909	L, 6-15	(Cheyenne)
Oct. 27, 1908	W, 66-0	(Laramie)
Nov. 29, 1907	W, 56-0	(Cheyenne)
Oct. 12, 1907	W, 12-2	(Laramie)
Nov. 30, 1905	W, 26-0	(Laramie)
Nov. 19, 1904	W, 12-0	(Cheyenne)

## FRESNO STATE

Series is tied 5-5. Home: 3-1; Road 1-4; Neutral, 1-0.

Nov. 1, 2014	W, 45-17	(Fresno)
Nov. 9, 2013	L, 10-48	(Laramie)
Oct. 20, 2012	L, 14-42	(Fresno)
Dec. 19, 2009	W, 35-28	(Albuquerque)
Nov. 22, 1997	L, 7-24	(Fresno)
Oct. 19, 1996	W, 42-21	(Laramie)
Nov. 18, 1995	W, 38-10	(Laramie)
Oct. 15, 1994	L, 24-38	(Fresno)
Oct. 30, 1993	W, 32-28	(Laramie)
Oct. 31, 1992	L, 31-42	(Fresno)

## FURMAN

Wyoming leads 1-0. Home: 1-0.

Sept. 1, 2001	W, 20-14	(Laramie)
---------------	----------	-----------

## GEORGIA

Wyoming trails 0-1. Road: 0-1.

Sept. 19, 1998	L, 9-16	(Athens)
----------------	---------	----------

## GONZAGA

Wyoming trails 0-1. Road: 0-1.

Nov. 21, 1922	L, 0-77	(Spokane)
---------------	---------	-----------

## HARDIN SIMMONS

Wyoming leads 1-0. Neutral 1-0.

Dec. 31, 1958	W, 14-6	(El Paso)
---------------	---------	-----------



## HAWAII

Wyoming leads 13-9. Home: 6-3; Road: 7-6.

Oct. 11, 2014	L, 28-38	(Honolulu)
Nov. 23, 2013	W, 59-56	(Laramie)
Sept. 13, 1997	W, 35-6	(Honolulu)
Sept. 14, 1996	W, 66-0	(Laramie)
Sept. 16, 1995	W, 52-6	(Laramie)
Nov. 19, 1994	W, 13-10	(Honolulu)
Oct. 23, 1993	W, 48-10	(Laramie)
Nov. 21, 1992	L, 18-42	(Honolulu)
Aug. 31, 1991	L, 17-32	(Laramie)
Nov. 17, 1990	L, 17-38	(Honolulu)
Sept. 16, 1989	W, 20-15	(Laramie)
Nov. 19, 1988	W, 28-22	(Honolulu)
Nov. 28, 1987	W, 24-20	(Honolulu)
Nov. 29, 1986	L, 19-35	(Honolulu)
Oct. 12, 1985	L, 18-26	(Laramie)
Nov. 3, 1984	L, 28-31	(Honolulu)
Nov. 26, 1983	W, 31-13	(Honolulu)
Oct. 2, 1982	W, 28-10	(Honolulu)
Oct. 10, 1981	L, 9-14	(Laramie)
Sept. 27, 1980	W, 45-20	(Laramie)
Nov. 17, 1979	W, 21-13	(Honolulu)
Nov. 18, 1978	L, 22-27	(Honolulu)

## HOUSTON

Wyoming trails 1-6. Home: 1-0; Road: 0-6.

Nov. 12, 1988	L, 10-34	(Houston)
Oct. 17, 1987	W, 37-35	(Laramie)
Nov. 24, 1973	L, 0-35	(Houston)
Nov. 14, 1970	L, 0-28	(Houston)
Nov. 22, 1969	L, 14-41	(Houston)
Dec. 3, 1955	L, 14-26	(Houston)
Dec. 6, 1952	L, 0-20	(Houston)

## IDAHO

Wyoming leads 6-1. Home: 4-0; Road: 2-1.

Sept. 7., 2013	W, 42-10	(Laramie)
Sept. 22, 2012	W, 40-37	(Moscow)
Oct. 2, 1999	W, 28-13	(Laramie)
Aug. 31, 1996	W, 40-38	(Laramie)
Sept. 22, 1951	W, 28-0	(Laramie)
Nov. 4, 1950	W, 14-7	(Moscow)
Nov. 11, 1921	L, 3-31	(Moscow)

## IDAHO STATE

Wyoming leads 3-1. Home: 2-1; Road: 1-0.

Sept. 13, 1975	L, 3-16	(Laramie)
Sept. 9, 1972	W, 30-14	(Laramie)
Sept. 17, 1949	W, 58-13	(Pocatello)
Oct. 9, 1948	W, 40-13	(Laramie)

## IOWA

Wyoming trails 0-2. Road: 0-1; Neutral: 0-1.

Dec. 30, 1987	L, 19-20	(San Diego)
Oct. 17, 1953	L, 7-21	(Iowa City)

## IOWA STATE

Wyoming leads 3-1. Home: 2-0; Road: 1-1.

Sept. 6, 1997	W, 56-10	(Laramie)
Sept. 7, 1996	W, 41-38	(Ames)
Sept. 26, 1987	W, 34-17	(Laramie)
Oct. 4, 1986	L, 10-21	(Ames)

## KANSAS

Wyoming trails 1-4-1. Home: 0-2; Road: 1-2-1.

Sept. 13, 2003	L, 35-42	(Laramie)
Nov. 24, 2001	L, 14-27	(Lawrence)
Sept. 23, 1972	L, 14-52	(Lawrence)
Oct. 3, 1964	W, 17-14	(Lawrence)
Oct. 5, 1963	L, 21-25	(Laramie)
Sept. 30, 1961	T, 6-6	(Lawrence)

## KANSAS STATE

Series is tied 4-4. Home: 2-1; Road: 2-2; Neutral: 0-1.

Dec. 30, 1993	L, 17-52	(Tempe)
Sept. 24, 1983	L, 25-27	(Manhattan)
Sept. 20, 1958	L, 14-17	(Manhattan)
Sept. 21, 1957	W, 12-17	(Laramie)
Oct. 27, 1956	W, 27-15	(Laramie)
Sept. 17, 1955	W, 38-20	(Manhattan)
Sept. 25, 1954	L, 13-21	(Laramie)
Nov. 8, 1952	W, 20-7	(Manhattan)

## KEARNEY STATE

Wyoming leads 3-1. Home: 3-1.

Sept. 29, 1928	W, 19-6	(Laramie)
Oct. 9, 1926	W, 48-0	(Laramie)
Oct. 3, 1925	W, 34-0	(Laramie)
Nov. 23, 1912	L, 25-41	(Laramie)

## LARAMIE ALL-STARS

Wyoming leads 1-0. Home: 1-0.

Nov. 8, 1910	W, 17-0	(Laramie)
--------------	---------	-----------

## LARAMIE ATHLETIC CLUB

Wyoming leads 3-0. Home: 3-0.

Nov. 26, 1903	W, 11-0	(Laramie)
Oct. 24, 1903	W, 6-0	(Laramie)
Nov. 28, 1901	W, 38-0	(Laramie)

## LARAMIE HIGH SCHOOL

Wyoming leads 5-1. Home: 5-1.

Sept. 25, 1915	W, 19-0	(Laramie)
Sept. 30, 1911	W, 74-0	(Laramie)
Oct. 12, 1909	W, 25-0	(Laramie)
Oct. 29, 1906	W, 12-0	(Laramie)
Oct. 16, 1903	W, 15-0	(Laramie)
Nov. 29, 1898	L, 8-11	(Laramie)

## LARAMIE TOWN TEAM

Wyoming leads 2-0. Home: 2-0.

Oct. 27, 1900	W, 27-0	(Laramie)
Oct. 2, 1894	W, 14-0	(Laramie)

## LONG BEACH STATE

Wyoming leads 1-0. Home: 1-0.

Sept. 18, 1982	W, 36-27	(Laramie)
----------------	----------	-----------

## LOUISIANA-LAFAYETTE

Wyoming leads 1-0. Home: 1-0.

Sept. 14, 1991	W, 28-15	(Laramie)
----------------	----------	-----------

## LOUISIANA-MONROE

Wyoming leads 4-0. Home: 3-0; Road: 1-0.

Sept. 10, 2005	W, 38-0	(Laramie)
Oct. 2, 2004	W, 31-10	(Laramie)
Oct. 16, 1999	W, 38-20	(Monroe)
Oct. 8, 1994	W, 28-14	(Laramie)

## LOUISIANA STATE

Wyoming trails 0-3. Road: 0-2; Neutral: 0-1.

Dec. 2, 1978	L, 17-24	(Baton Rouge)
Nov. 26, 1977	L, 7-66	(Baton Rouge)
Jan. 1, 1968	L, 13-20	(New Orleans)

## LOUISIANA TECH

Wyoming leads 2-0. Home: 2-0.

Sept. 26, 1998	W, 31-19	(Laramie)
Sept. 17, 1988	W, 38-6	(Laramie)

## LOUISVILLE

Wyoming leads 3-1. Home: 1-1; Road: 2-0.

Oct. 14, 1995	W, 27-20	(Laramie)
Sept. 26, 1992	W, 26-24	(Louisville)
Sept. 2, 1989	L, 21-28	(Laramie)
Sept. 8, 1988	W, 44-9	(Louisville)

## MICHIGAN STATE

Wyoming trails 0-3. Road: 0-3.

Sept. 27, 2014	L, 14-56	(East Lansing)
Sept. 24, 1977	L, 16-34	(East Lansing)
Sept. 18, 1976	L, 10-21	(East Lansing)

## MINNESOTA

Wyoming trails 0-1. Road: 0-1.

Oct. 19, 1946	L, 0-46	(Minneapolis)
---------------	---------	---------------

## MISSISSIPPI

Wyoming leads 2-0. Home: 1-0; Road: 1-0.

Sept. 24, 2005	W, 24-14	(Oxford)
Sept. 25, 2004	W, 37-32	(Laramie)

## MONTANA

Wyoming leads 14-0. Home: 3-0; Road: 5-0; Neutral: 6-0.

Aug. 30, 2014	W, 17-12	(Laramie)
Oct. 4, 1997	W, 28-13	(Laramie)
Sept. 21, 1963	W, 35-0	(Missoula)
Sept. 15, 1962	W, 13-0	(Missoula)
Sept. 16, 1961	W, 29-0	(Missoula)
Sept. 17, 1960	W, 14-0	(Billings)
Sept. 19, 1959	W, 58-0	(Billings)
Sept. 27, 1958	W, 21-14	(Billings)
Sept. 28, 1957	W, 20-0	(Billings)
Nov. 10, 1956	W, 34-13	(Billings)
Sept. 24, 1955	W, 35-6	(Billings)
Sept. 26, 1953	W, 27-7	(Missoula)
Sept. 27, 1952	W, 14-0	(Laramie)
Nov. 3, 1951	W, 34-7	(Missoula)

## MONTANA STATE

Wyoming leads 13-6. Home: 7-5; Road: 5-1; Neutral: 1-0.

Aug. 30, 2003	W, 21-10	(Laramie)
Sept. 12, 1998	W, 17-9	(Laramie)
Sept. 16, 1950	W, 61-13	(Laramie)
Oct. 8, 1949	W, 48-0	(Billings)
Nov. 13, 1948	W, 46-12	(Bozeman)
Nov. 7, 1936	W, 19-6	(Laramie)





Nov. 2, 1935	W, 6-2	(Bozeman)
Oct. 13, 1934	W, 25-6	(Bozeman)
Oct. 14, 1933	L, 0-7	(Laramie)
Oct. 15, 1932	W, 13-7	(Laramie)
Oct. 17, 1931	W, 32-13	(Bozeman)
Oct. 11, 1930	L, 13-20	(Laramie)
Nov. 11, 1929	L, 0-13	(Laramie)
Nov. 10, 1928	L, 7-14	(Bozeman)
Nov. 11, 1927	L, 0-6	(Laramie)
Nov. 13, 1926	L, 0-10	(Laramie)
Oct. 30, 1925	W, 7-0	(Bozeman)
Nov. 5, 1924	W, 18-17	(Laramie)
Oct. 11, 1919	W, 6-0	(Laramie)

## MONTEZUMA COLLEGE

Wyoming leads 1-0. Home: 1-0.

Nov. 19, 1927	W, 26-0	(Laramie)
---------------	---------	-----------

## NEBRASKA

Wyoming trails 0-7. Home: 0-1; Road: 0-6.

Aug. 31, 2013	L, 34-37	(Lincoln)
Sept. 24, 2011	L, 14-38	(Laramie)
Oct. 1, 1994	L, 32-42	(Lincoln)
Sept. 8, 1984	L, 7-42	(Lincoln)
Sept. 10, 1983	L, 20-56	(Lincoln)
Sept. 14, 1968	L, 10-13	(Lincoln)
Sept. 29, 1934	L, 0-50	(Lincoln)

## NEBRASKA WESLEYAN

Series is tied 3-3. Home: 2-2; Road: 1-1.

Oct. 6, 1926	L, 7-14	(Laramie)
Nov. 2, 1920	W, 14-7	(Lincoln)
Nov. 8, 1919	L, 10-14	(Laramie)
Nov. 19, 1915	L, 0-20	(Lincoln)
Nov. 13, 1911	W, 21-0	(Laramie)
Nov. 19, 1910	W, 5-0	(Laramie)

## NEVADA

Wyoming trails 3-3. Home: 2-1; Road: 1-2.

Oct. 17, 2015	W, 28-21	(Laramie)
Oct. 6, 2012	L, 28-35	(Reno)
Sept. 23, 2000	L, 28-35	(Laramie)
Oct. 11, 1997	W, 34-30	(Reno)
Sept. 5, 1992	W, 25-6	(Laramie)
Oct. 2, 1937	L, 7-9	(Reno)

## NEW MEXICO

Wyoming leads 36-32. Home: 18-15; Road: 18-17.

Sept. 26, 2015	L, 28-38	(Laramie)
Nov. 29, 2014	L, 30-36	(Albuquerque)
Oct. 12, 2013	W, 38-31	(Laramie)
Nov. 10, 2012	W, 28-23	(Albuquerque)
Nov. 19, 2011	W, 31-10	(Laramie)
Nov. 6, 2010	L, 31-34	(Albuquerque)
Oct. 10, 2009	W, 37-13	(Laramie)
Oct. 4, 2008	L, 0-24	(Albuquerque)
Oct. 13, 2007	L, 3-20	(Laramie)
Oct. 7, 2006	W, 14-10	(Albuquerque)
Oct. 15, 2005	L, 24-27	(Laramie)
Nov. 20, 2004	L, 9-16	(Albuquerque)
Nov. 22, 2003	L, 3-26	(Laramie)
Nov. 30, 2002	L, 20-49	(Albuquerque)
Oct. 6, 2001	L, 29-30	(Laramie)
Sept. 30, 2000	L, 10-45	(Albuquerque)
Nov. 20, 1999	W, 42-28	(Laramie)
Nov. 12, 1994	W, 38-28	(Laramie)
Nov. 13, 1993	L, 7-10	(Albuquerque)
Oct. 10, 1992	W, 35-21	(Laramie)

Oct. 19, 1991	W, 39-19	(Albuquerque)
Oct. 13, 1990	W, 25-22	(Laramie)
Oct. 28, 1989	W, 24-23	(Albuquerque)
Oct. 15, 1988	W, 55-7	(Laramie)
Nov. 7, 1987	W, 59-16	(Albuquerque)
Nov. 1, 1986	W, 35-25	(Laramie)
Nov. 16, 1985	L, 16-41	(Albuquerque)
Oct. 20, 1984	W, 59-21	(Laramie)
Nov. 5, 1983	L, 10-17	(Albuquerque)
Sept. 4, 1982	L, 20-41	(Laramie)
Nov. 21, 1981	W, 13-12	(Albuquerque)
Oct. 4, 1980	L, 21-24	(Laramie)
Nov. 24, 1979	L#, 3-17	(Albuquerque)
Oct. 7, 1978	L, 15-19	(Laramie)
Nov. 19, 1977	W, 23-21	(Albuquerque)
Oct. 16, 1976	W, 24-23	(Laramie)
Nov. 15, 1975	L, 32-38	(Albuquerque)
Oct. 19, 1974	L, 21-32	(Laramie)
Nov. 17, 1973	L, 21-23	(Albuquerque)
Oct. 7, 1972	L, 14-17	(Laramie)
Nov. 20, 1971	L, 14-49	(Albuquerque)
Oct. 24, 1970	L, 7-17	(Laramie)
Nov. 15, 1969	L, 12-24	(Albuquerque)
Oct. 26, 1968	W, 35-6	(Laramie)
Nov. 11, 1967	W, 42-6	(Albuquerque)
Oct. 15, 1966	W, 37-7	(Laramie)
Nov. 6, 1965	W, 27-9	(Albuquerque)
Oct. 31, 1964	L, 6-17	(Laramie)
Nov. 9, 1963	L, 6-17	(Albuquerque)
Sept. 22, 1962	L, 21-25	(Laramie)
Nov. 11, 1961	W, 33-7	(Albuquerque)
Sept. 24, 1960	W, 13-3	(Laramie)
Nov. 14, 1959	W, 25-20	(Albuquerque)
Oct. 25, 1958	L, 12-13	(Laramie)
Nov. 16, 1957	W, 20-13	(Albuquerque)
Oct. 13, 1956	W, 20-13	(Laramie)
Nov. 12, 1955	W, 20-0	(Albuquerque)
Oct. 16, 1954	W, 9-7	(Laramie)
Nov. 14, 1953	L, 7-9	(Albuquerque)
Oct. 18, 1952	L, 0-7	(Laramie)
Nov. 10, 1951	W, 41-7	(Albuquerque)
Oct. 28, 1950	W, 44-0	(Laramie)
Sept. 24, 1949	W, 41-14	(Albuquerque)
Nov. 29, 1941	L, 0-28	(Albuquerque)
Sept. 28, 1940	W, 7-3	(Laramie)
Sept. 29, 1939	L, 7-34	(Albuquerque)
Nov. 26, 1931	W, 14-2	(Albuquerque)
Nov. 29, 1930	W, 19-6	(Albuquerque)

#Win by forfeit

## NEW MEXICO STATE

Wyoming leads 1-0. Home: 1-0.

Sept. 19, 1953	W, 47-0	(Laramie)
----------------	---------	-----------

## NO. 5 HOSE COMPANY

Wyoming leads 1-0. Home: 1-0.

Dec. 25, 1894	W, 16-6	(Laramie)
---------------	---------	-----------

## NORTH CAROLINA STATE

Wyoming leads 2-0. Home: 1-0; Road: 1-0.

Sept. 23, 1961	W, 15-14	(Laramie)
Oct. 31, 1959	W, 26-0	(Raleigh)

## NORTH DAKOTA

Wyoming trails 0-1. Home: 0-1.

Sept. 5, 2015	L, 13-24	(Laramie)
---------------	----------	-----------

## NORTH DAKOTA STATE

Wyoming leads 1-0. Home: 1-0.

Sept. 13, 2008	W, 16-13	(Laramie)
----------------	----------	-----------

## NORTHERN COLORADO

Wyoming leads 18-5-3. Home: 11-2-3; Road: 7-3.

Sept. 14, 2013	W, 35-7	(Laramie)
Nov. 5, 1949	W, 103-0	(Greeley)
Oct. 2, 1948	W, 48-0	(Laramie)
Nov. 1, 1947	W, 44-14	(Greeley)
Sept. 21, 1946	W, 7-0	(Laramie)
Oct. 10, 1942	W, 33-0	(Laramie)
Sept. 26, 1941	W, 19-6	(Greeley)
Nov. 25, 1937	W, 33-0	(Laramie)
Oct. 2, 1936	L, 7-13	(Greeley)
Nov. 17, 1934	L, 6-9	(Laramie)
Oct. 21, 1933	L, 0-27	(Greeley)
Nov. 11, 1932	T, 0-0	(Laramie)
Oct. 10, 1931	W, 13-6	(Greeley)
Nov. 1, 1930	T, 6-6	(Laramie)
Nov. 2, 1929	L, 0-6	(Greeley)
Oct. 27, 1928	L, 0-28	(Laramie)
Nov. 24, 1927	W, 27-6	(Greeley)
Nov. 11, 1925	W, 13-10	(Laramie)
Oct. 18, 1924	W, 33-8	(Laramie)
Nov. 29, 1917	W, 8-0	(Greeley)
Nov. 10, 1917	W, 7-0	(Laramie)
Nov. 5, 1905	W, 22-0	(Laramie)
Nov. 29, 1900	W, 56-0	(Laramie)
Dec. 16, 1899	T, 5-5	(Laramie)
Oct. 31, 1896	W, 10-6	(Greeley)
Nov. 29, 1895	W, 34-0	(Laramie)

## NORTHERN IOWA

Wyoming leads 1-0. Home: 1-0.

Sept. 11, 1993	W, 45-42	(Laramie)
----------------	----------	-----------

## NORTHWESTERN

Wyoming trails 0-1. Road: 0-1

Sept. 15, 1979	L, 22-27	(Evanston)
----------------	----------	------------

## OGDEN ATHLETIC CLUB

Wyoming leads 1-0. Road: 1-0.

Nov. 25, 1920	W, 3-0	(Ogden)
---------------	--------	---------

## OHIO

Wyoming leads 2-0. Home: 1-0; Road: 1-0.

Aug. 30, 2008	W, 21-20	(Laramie)
Sept. 22, 2007	W, 34-33	(Athens)

## OHIO STATE

Wyoming trails 0-1. Road: 0-1

Aug. 28, 1997	L, 10-24	(Columbus)
---------------	----------	------------

## OKLAHOMA

Wyoming trails 0-2. Road: 0-1; Neutral: 0-1.

Sept. 12, 1981	L, 20-37	(Norman)
Dec. 25, 1976	L, 7-41	(Tempe)



## OKLAHOMA STATE

Wyoming trails 1-7. Home: 1-2; Road: 0-4; Neutral: 0-1

Sept. 6, 2003	L, 24-48	(Stillwater)
Sept. 23, 1995	W, 45-25	(Laramie)
Sept. 30, 1989	L, 7-27	(Stillwater)
Dec. 30, 1988	L, 14-62	(San Diego)
Sept. 19, 1987	L, 29-35	(Laramie)
Nov. 9, 1957	L, 6-39	(Stillwater)
Sept. 18, 1954	L, 6-14	(Laramie)
Nov. 7, 1953	L, 14-20	(Stillwater)

## OREGON

Wyoming trails 0-1. Home: 0-0; Road: 0-1.

Sept. 13, 2014	L, 14-48	(Eugene)
----------------	----------	----------

## OREGON STATE

Wyoming trails 2-3. Home: 2-1; Road: 0-2.

Sept. 10, 1994	L, 31-44	(Corvallis)
Sept. 4, 1993	L, 16-27	(Laramie)
Sept. 22, 1984	L, 14-41	(Corvallis)
Sept. 13, 1980	W, 30-10	(Laramie)
Oct. 11, 1958	W, 28-0	(Laramie)

## PACIFIC

Wyoming leads 2-1. Home: 2-1.

Sept. 13, 1986	W, 23-20	(Laramie)
Nov. 16, 1974	L, 14-50	(Laramie)
Sept. 22, 1973	W, 49-14	(Laramie)

## REGIS

Series is tied 1-1. Home: 1-0; Road: 0-1.

Nov. 20, 1926	L, 7-22	(Denver)
Oct. 24, 1925	W, 24-0	(Laramie)

## RICE

Wyoming leads 1-0. Home: 1-0.

Oct. 24, 1998	W, 34-24	(Laramie)
---------------	----------	-----------

## RICHMOND

Wyoming leads 2-0. Home: 2-0.

Sept. 20, 1980	W, 35-14	(Laramie)
Sept. 22, 1979	W, 9-7	(Laramie)

## SAN DIEGO STATE

Wyoming leads 18-17. Home: 11-6; Road: 7-11.

Nov. 14, 2015	L, 3-38	(San Diego)
Nov. 12, 2012	L, 28-42	(Laramie)
Oct. 29, 2011	W, 30-27	(San Diego)
Oct. 30, 2010	L, 38-48	(Laramie)
Nov. 14, 2009	W, 30-27	(San Diego)
Nov. 1, 2008	W, 35-10	(Laramie)
Nov. 3, 2007	L, 24-27	(San Diego)
Nov. 4, 2006	W, 27-24	(Laramie)
Nov. 19, 2005	L, 21-34	(San Diego)
Oct. 9, 2004	W, 20-10	(Laramie)
Oct. 25, 2003	L, 20-25	(San Diego)
Oct. 19, 2002	L, 20-24	(Laramie)
Nov. 17, 2001	L, 16-38	(San Diego)
Oct. 7, 2000	L, 0-34	(Laramie)
Nov. 27, 1999	L, 7-39	(San Diego)
Nov. 1, 1997	W, 41-17	(Laramie)
Nov. 7, 1996	L, 24-28	(San Diego)
Nov. 11, 1995	W, 34-31	(San Diego)
Oct. 22, 1994	W, 52-53	(Laramie)
Nov. 27, 1993	W, 43-38	(San Diego)
Nov. 7, 1992	W, 17-6	(Laramie)

Nov. 2, 1991	L, 22-24	(San Diego)
Oct. 6, 1990	W, 52-51	(Laramie)
Nov. 11, 1989	L, 17-27	(San Diego)
Oct. 6, 1988	W, 55-27	(San Diego)
Oct. 3, 1987	W, 52-10	(Laramie)
Nov. 15, 1986	L, 24-31	(San Diego)
Nov. 9, 1985	W, 41-20	(Laramie)
Oct. 6, 1984	L, 0-21	(Laramie)
Nov. 12, 1983	W, 33-21	(San Diego)
Oct. 9, 1982	L, 21-24	(Laramie)
Nov. 7, 1981	W, 24-13	(San Diego)
Oct. 25, 1980	W, 34-9	(Laramie)
Nov., 3, 1979	L, 21-31	(San Diego)
Oct. 14, 1978	W, 31-22	(Laramie)

## SAN FRANCISCO

Wyoming trails 0-1. Road: 0-1.

Nov. 24, 1946	L, 7-39	(San Francisco)
---------------	---------	-----------------

## SAN JOSÉ STATE

Wyoming leads 6-3. Home: 2-2; Road: 4-1.

Oct. 18, 2014	L, 20-27	(Laramie)
Oct. 26, 2013	L, 44-51	(San José)
Sept. 20, 1997	W, 30-10	(Laramie)
Oct. 5, 1996	W, 45-22	(San José)
Sept. 18, 1993	W, 36-25	(San José)
Oct. 3, 1992	L, 24-26	(Laramie)
Oct. 25, 1969	W, 16-7	(Laramie)
Nov. 4, 1967	W, 28-7	(San José)
Nov. 7, 1959	W, 28-7	(San José)

## SANTA CLARA

Wyoming trails 0-1. Home: 0-1.

Nov. 21, 1931	L, 0-6	(Laramie)
---------------	--------	-----------

## SOUTH DAKOTA

Wyoming leads 5-0. Home: 5-0.

Sept. 1, 1984	W, 31-13	(Laramie)
Sept. 3, 1983	W, 34-13	(Laramie)
Sept. 16, 1978	W, 30-11	(Laramie)
Sept. 11, 1976	W, 48-7	(Laramie)
Sept. 11, 1971	W, 42-28	(Laramie)

## SOUTH DAKOTA MINES

Wyoming leads 1-0-1. Home: 1-0; Away: 0-0-1.

Nov. 9, 1912	W, 14-3	(Laramie)
Oct. 14, 1911	T, 0-0	(Rapid City)

## SOUTHERN UTAH

Wyoming leads 1-0. Home: 1-0.

Sept. 4, 2010	W, 28-20	(Laramie)
---------------	----------	-----------

## SMU

Wyoming leads 2-1. Home: 2-0; Road: 0-1.

Oct. 10, 1998	W, 12-7	(Laramie)
Oct. 25, 1997	L, 17-22	(University Park)
Nov. 2, 1996	W, 59-17	(Laramie)

## ST. LOUIS

Wyoming trails 0-2. Road: 2-0.

Nov. 10, 1939	L, 6-39	(St. Louis)
Oct. 7, 1932	L, 6-20	(St. Louis)

## SYRACUSE

Wyoming trails 0-1. Road: 0-1.

Sept. 30, 2006	L, 34-40	(Syracuse)
----------------	----------	------------

## TCU

Wyoming trails 2-6. Home: 1-3; Road: 1-3.

Nov. 5, 2011	L, 20-31	(Laramie)
Oct. 9, 2010	L, 0-45	(Ft. Worth)
Nov. 21, 2009	L, 10-45	(Laramie)
Oct. 25, 2008	L, 7-54	(Ft. Worth)
Oct. 6, 2007	W, 24-21	(Laramie)
Oct. 28, 2006	L, 3-26	(Ft. Worth)
Oct. 8, 2005	L, 14-28	(Laramie)
Oct. 31, 1998	W, 34-27	(Ft. Worth)

## TEMPLE

Series is tied 1-1. Home: 1-0; Neutral: 0-1.

Dec. 17, 2011	L, 15-37	(Albuquerque)
Sept. 1, 1990	W, 38-23	(Laramie)

## TENNESSEE

Wyoming trails 1-2. Away: 1-1; Neutral: 0-1.

Nov. 8, 2008	W, 13-7	(Knoxville)
Aug. 31, 2002	L, 7-47	(Nashville)
Sept. 4, 1999	L, 17-42	(Knoxville)

## TEXAS

Wyoming trails 0-5. Home: 0-1; Road: 0-4.

Sept. 1, 2012	L, 17-37	(Austin)
Sept. 11, 2010	L, 7-34	(Austin)
Sept. 12, 2009	L, 10-41	(Laramie)
Sept. 23, 1978	L, 3-17	(Austin)
Sept. 21, 1974	L, 7-34	(Austin)

## TEXAS A&M

Wyoming trails 0-3. Home: 0-1; Road: 0-2.

Sept. 11, 2004	L, 0-31	(College Station)
Sept. 6, 2001	L, 20-28	(Laramie)
Sept. 9, 2000	L, 3-51	(College Station)

## TEXAS STATE

Series tied 1-1. Home: 1-0; Road: 0-1.

Sept. 28, 2013	L, 21-42	(San Marcos)
Sept. 10, 2011	W, 45-10	(Laramie)

## TEXAS TECH

Wyoming leads 3-2. Home: 1-0; Road: 1-2; Neutral: 1-0.

Sept. 12, 1992	L, 32-49	(Lubbock)
Sept. 21, 1991	W, 22-17	(Laramie)
Nov. 12, 1960	W, 10-7	(Lubbock)
Jan. 2, 1956	W, 21-14	(El Paso)
Sept. 24, 1938	L, 0-35	(Lubbock)

## TOLEDO

Series is tied 1-1. Home: 0-1; Road: 1-0; Neutral: 0-0.

Sept. 8, 2012	L, 31-34	(Laramie)
Oct. 2, 2010	W, 20-15	(Toledo)

## TULSA

Wyoming leads 3-2. Home: 2-0; Road: 1-2.

Nov. 21, 1998	L, 0-35	(Tulsa)
Oct. 7, 1995	L, 6-35	(Tulsa)
Sept. 17, 1994	W, 17-7	(Laramie)
Oct. 15, 1955	W, 23-19	(Laramie)
Nov. 20, 1954	W, 28-27	(Tulsa)





## UCLA

Wyoming leads 1-0. Neutral: 1-0.

Dec. 23, 2004 W, 24-21 (Las Vegas)

## UNLV

Wyoming leads 12-10. Home: 7-4; Road: 5-6.

Nov. 28, 2015 W, 35-28 (Laramie)  
 Nov. 17, 2012 W, 28-23 (Las Vegas)  
 Oct. 15, 2011 W, 41-14 (Laramie)  
 Nov. 13, 2010 L, 16-42 (Las Vegas)  
 Sept. 26, 2009 W, 30-27 (Laramie)  
 Nov. 13, 2008 L, 14-22 (Las Vegas)  
 Oct. 27, 2007 W, 29-24 (Laramie)  
 Nov. 18, 2006 W, 34-26 (Las Vegas)  
 Oct. 1, 2005 W, 42-17 (Laramie)  
 Nov. 6, 2004 W, 53-45 (Las Vegas)  
 Nov. 29, 2003 L, 24-35 (Laramie)  
 Nov. 2, 2002 L, 48-49 (Las Vegas)  
 Oct. 27, 2001 L, 26-47 (Laramie)  
 Oct. 21, 2000 L, 23-42 (Las Vegas)  
 Oct. 2, 1999 L, 32-35 (Laramie)  
 Oct. 17, 1998 W, 28-25 (Las Vegas)  
 Nov. 8, 1997 W, 35-23 (Laramie)  
 Sept. 28, 1996 W, 33-21 (Las Vegas)  
 Oct. 3, 1981 W, 45-21 (Laramie)  
 Nov. 8, 1980 L, 26-33 (Las Vegas)  
 Oct. 27, 1979 L, 24-28 (Laramie)  
 Nov. 11, 1978 L, 10-12 (Las Vegas)

## USC

Wyoming trails 0-1. Away: 1-0.

Nov. 27, 1965 L, 6-56 (Los Angeles)

## UTAH

Wyoming trails 31-51-1. Home: 20-20; Road: 11-31-1.

Oct. 16, 2010 L, 6-30 (Laramie)  
 Oct. 31, 2009 L, 10-22 (Salt Lake City)  
 Oct. 11, 2008 L, 7-40 (Laramie)  
 Nov. 10, 2007 L, 0-50 (Salt Lake City)  
 Oct. 14, 2006 W, 31-15 (Laramie)  
 Nov. 5, 2005 L, 13-43 (Salt Lake City)  
 Nov. 13, 2004 L, 28-45 (Laramie)  
 Nov. 15, 2003 L, 17-47 (Salt Lake City)  
 Nov. 16, 2002 L, 18-23 (Laramie)  
 Oct. 20, 2001 L, 0-35 (Salt Lake City)  
 Nov. 11, 2000 L, 0-34 (Laramie)  
 Nov. 6, 1999 W, 43-29 (Salt Lake City)  
 Oct. 3, 1998 W, 27-24 (Laramie)  
 Nov. 4, 1995 L, 24-30 (Laramie)  
 Sept. 24, 1994 L, 7-41 (Salt Lake City)  
 Sept. 25, 1993 W, 28-12 (Laramie)  
 Nov. 14, 1992 L, 7-38 (Salt Lake City)  
 Oct. 12, 1991 L, 42-57 (Laramie)  
 Sept. 29, 1990 W, 28-10 (Salt Lake City)  
 Oct. 14, 1989 W, 45-24 (Laramie)  
 Oct. 22, 1988 W, 61-18 (Laramie)  
 Nov. 14, 1987 W, 31-7 (Salt Lake City)  
 Oct. 11, 1986 W, 38-14 (Laramie)  
 Oct. 4, 1985 L, 20-37 (Salt Lake City)  
 Sept. 29, 1984 W, 21-14 (Laramie)  
 Oct. 15, 1983 L, 14-69 (Salt Lake City)  
 Oct. 23, 1982 W, 16-13 (Laramie)  
 Nov. 14, 1981 L, 27-30 (Salt Lake City)  
 Oct. 18, 1980 W, 24-21 (Laramie)  
 Oct. 13, 1979 L, 14-24 (Salt Lake City)  
 Oct. 21, 1978 W, 34-21 (Laramie)  
 Oct. 8, 1977 L, 13-23 (Salt Lake City)  
 Oct. 23, 1976 W, 45-22 (Laramie)

Oct. 11, 1975 L, 13-16 (Salt Lake City)  
 Oct. 26, 1974 W, 31-13 (Laramie)  
 Oct. 13, 1973 L, 16-50 (Salt Lake City)  
 Oct. 21, 1972 L, 6-27 (Laramie)  
 Oct. 30, 1971 W, 29-16 (Salt Lake City)  
 Oct. 17, 1970 L, 16-20 (Laramie)  
 Nov. 8, 1969 L, 10-34 (Salt Lake City)  
 Oct. 19, 1968 W, 20-9 (Laramie)  
 Oct. 14, 1967 W, 28-0 (Salt Lake City)  
 Oct. 8, 1966 W, 40-7 (Laramie)  
 Oct. 9, 1965 L, 3-42 (Salt Lake City)  
 Oct. 10, 1964 W, 14-13 (Laramie)  
 Oct. 26, 1963 W, 26-23 (Salt Lake City)  
 Oct. 6, 1962 W, 16-7 (Laramie)  
 Oct. 28, 1961 W, 13-6 (Salt Lake City)  
 Oct. 29, 1960 W, 17-7 (Laramie)  
 Oct. 24, 1959 W, 21-7 (Salt Lake City)  
 Nov. 1, 1958 W, 25-20 (Laramie)  
 Oct. 26, 1957 L, 15-23 (Salt Lake City)  
 Oct. 20, 1956 W, 30-20 (Laramie)  
 Oct. 22, 1955 W, 23-13 (Salt Lake City)  
 Oct. 23, 1954 L, 7-14 (Laramie)  
 Oct. 24, 1953 L, 12-13 (Salt Lake City)  
 Oct. 25, 1952 L, 21-27 (Laramie)  
 Oct. 27, 1951 W, 13-0 (Salt Lake City)  
 Oct. 21, 1950 W, 53-13 (Salt Lake City)  
 Oct. 22, 1949 W, 13-0 (Laramie)  
 Oct. 23, 1948 L, 7-19 (Salt Lake City)  
 Oct. 25, 1947 L, 7-26 (Laramie)  
 Oct. 26, 1946 L, 7-27 (Salt Lake City)  
 Nov. 14, 1942 L, 7-34 (Laramie)  
 Oct. 11, 1941 L, 6-60 (Salt Lake City)  
 Nov. 9, 1940 L, 7-34 (Laramie)  
 Oct. 7, 1939 L, 0-60 (Salt Lake City)  
 Nov. 19, 1938 L, 0-39 (Laramie)  
 Oct. 4, 1930 L, 0-72 (Salt Lake City)  
 Nov. 16, 1929 L, 0-44 (Laramie)  
 Nov. 18, 1925 L, 6-7 (Laramie)  
 Nov. 11, 1924 L, 0-28 (Salt Lake City)  
 Oct. 13, 1923 L, 0-79 (Salt Lake City)  
 Oct. 25, 1922 L, 0-27 (Laramie)  
 Oct. 15, 1921 L, 3-14 (Salt Lake City)  
 Nov. 20, 1920 T, 0-0 (Salt Lake City)  
 Oct. 20, 1917 L, 0-14 (Salt Lake City)  
 Oct. 9, 1915 L, 7-70 (Laramie)  
 Oct. 10, 1914 L, 0-20 (Salt Lake City)  
 Oct. 5, 1912 L, 0-9 (Salt Lake City)  
 Nov. 7, 1908 L, 0-75 (Salt Lake City)  
 Oct. 7, 1905 L, 0-31 (Salt Lake City)  
 Oct. 31, 1904 L, 0-23 (Laramie)

## UTAH STATE

Wyoming trails 24-38-4. Home: 14-12-3; Road: 10-25-1; Neutral 0-1.

Oct. 30, 2015 L, 27-58 (Logan)  
 Nov. 7, 2014 L, 3-20 (Laramie)  
 Nov. 30, 2013 L, 7-35 (Logan)  
 Oct. 8, 2011 L, 19-63 (Logan)  
 Sept. 8, 2007 W, 32-18 (Laramie)  
 Sept. 2, 2006 W, 38-7 (Laramie)  
 Oct. 11, 2003 W, 48-21 (Logan)  
 Sept. 22, 2001 W, 43-42 (Logan)  
 Sept. 30, 1978 L, 13-20 (Laramie)  
 Nov. 12, 1977 L, 31-32 (Logan)  
 Sept. 25, 1976 W, 20-3 (Laramie)  
 Nov. 1, 1975 L, 21-27 (Logan)  
 Sept. 14, 1974 L, 7-17 (Laramie)  
 Nov. 3, 1973 L, 20-31 (Logan)  
 Oct. 28, 1972 L, 23-35 (Laramie)  
 Nov. 6, 1971 W, 31-29 (Logan)  
 Sept. 26, 1970 L, 29-42 (Laramie)

Sept. 21, 1968 W, 48-3 (Laramie)  
 Oct. 22, 1966 W, 35-10 (Laramie)  
 Nov. 7, 1964 T, 20-20 (Logan)  
 Sept. 28, 1963 W, 21-14 (Laramie)  
 Nov. 10, 1962 L, 6-20 (Logan)  
 Oct. 7, 1961 T, 6-6 (Laramie)  
 Nov. 5, 1960 L, 13-17 (Logan)  
 Oct. 3, 1959 W, 27-2 (Laramie)  
 Nov. 8, 1958 W, 41-13 (Logan)  
 Oct. 5, 1957 T, 19-19 (Laramie)  
 Nov. 3, 1956 W, 21-0 (Logan)  
 Oct. 1, 1955 W, 21-13 (Laramie)  
 Nov. 6, 1954 W, 21-12 (Logan)  
 Oct. 3, 1953 W, 20-13 (Laramie)  
 Oct. 4, 1952 W, 14-0 (Logan)  
 Oct. 6, 1951 W, 37-0 (Laramie)  
 Oct. 14, 1950 W, 40-7 (Logan)  
 Oct. 15, 1949 W, 27-0 (Laramie)  
 Oct. 30, 1948 L, 34-45 (Logan)  
 Oct. 18, 1947 W, 33-19 (Laramie)  
 Nov. 16, 1946 L, 7-21 (Logan)  
 Nov. 21, 1942 L, 6-14 (Logan)  
 Nov. 15, 1941 W, 12-6 (Laramie)  
 Nov. 23, 1940 L, 0-16 (Logan)  
 Nov. 18, 1939 L, 13-20 (Laramie)  
 Nov. 12, 1938 W, 27-12 (Logan)  
 Oct. 23, 1937 L, 7-34 (Logan)  
 Oct. 10, 1936 L, 0-25 (Laramie)  
 Nov. 9, 1935 L, 0-18 (Logan)  
 Oct. 20, 1934 L, 0-19 (Laramie)  
 Nov. 4, 1933 L, 0-27 (Logan)  
 Oct. 24, 1931 L, 0-12 (Laramie)  
 Oct. 25, 1930 L, 8-13 (Logan)  
 Oct. 26, 1929 L, 7-12 (Laramie)  
 Oct. 19, 1928 L, 6-24 (Ogden)  
 Oct. 22, 1927 L, 0-42 (Logan)  
 Oct. 23, 1926 T, 6-6 (Laramie)  
 Nov. 5, 1925 L, 13-26 (Logan)  
 Nov. 15, 1924 L, 2-25 (Logan)  
 Nov. 16, 1923 L, 6-20 (Laramie)  
 Nov. 11, 1922 L, 0-26 (Logan)  
 Oct. 11, 1921 L, 3-14 (Logan)  
 Nov. 20, 1919 L, 0-6 (Laramie)  
 Oct. 24, 1917 L, 0-57 (Logan)  
 Oct. 21, 1916 W, 23-10 (Logan)  
 Oct. 27, 1915 W, 13-7 (Laramie)  
 Nov. 7, 1914 L, 3-24 (Logan)  
 Nov. 2, 1912 L, 0-53 (Logan)  
 Nov. 21, 1903 L, 0-46 (Logan)

## UTAH YMCA

Wyoming leads 1-0. Road: 1-0.

Nov. 17, 1900 W, 16-0 (Salt Lake City)

## UTEP

Wyoming leads 26-6-1. Home: 13-1-1; Road: 12-5.

Nov. 25, 1995 W, 42-19 (El Paso)  
 Sept. 3, 1994 W, 36-13 (Laramie)  
 Oct. 9, 1993 W, 33-26 (El Paso)  
 Sept. 28, 1991 T, 28-28 (Laramie)  
 Oct. 27, 1990 W, 17-10 (El Paso)  
 Nov. 18, 1989 W, 41-10 (Laramie)  
 Nov. 5, 1988 W, 51-6 (Laramie)  
 Nov. 21, 1987 W, 37-13 (El Paso)  
 Nov. 8, 1986 W, 41-12 (Laramie)  
 Dec. 7, 1985 W, 23-21 (Melbourne, AU)  
 Nov. 17, 1984 L, 22-35 (El Paso)  
 Oct. 1, 1983 W, 49-17 (Laramie)  
 Nov. 20, 1982 L, 32-29 (El Paso)  
 Oct. 17, 1981 W, 63-12 (Laramie)

SEASON OUTLOOK

COWBOY COACHES

THE COWBOYS

THE OPPONENTS

SEASON IN REVIEW

RECORDS & HISTORY

MOUNTAIN WEST

UW ADMINISTRATION



Nov. 22, 1980	W, 52-7	(El Paso)
Oct. 6, 1979	W, 23-3	(Laramie)
Nov. 25, 1978	W, 51-21	(El Paso)
Sept. 17, 1977	W, 27-17	(Laramie)
Nov. 13, 1976	W, 14-10	(El Paso)
Oct. 18, 1975	W, 31-14	(Laramie)
Nov. 9, 1974	L, 13-35	(El Paso)
Sept. 29, 1973	W, 31-8	(Laramie)
Nov. 11, 1972	L, 13-20	(El Paso)
Oct. 23, 1971	L, 7-12	(Laramie)
Nov. 7, 1970	L, 7-47	(El Paso)
Oct. 11, 1969	W, 37-9	(Laramie)
Nov. 16, 1968	W, 26-19	(El Paso)
Nov. 18, 1967	W, 21-19	(El Paso)
Nov. 12, 1966	W, 31-7	(El Paso)
Oct. 16, 1965	W, 38-14	(Laramie)
Oct. 17, 1964	W, 20-6	(Laramie)
Dec. 7, 1963	W, 7-6	(El Paso)
Oct. 13, 1962	W, 14-6	(El Paso)

## **VIRGINIA**

*Sereies is tied 1-1. Home: 1-0; Road: 0-1.*

Sept. 1, 2007	W, 23-3	(Laramie)
Sept. 9, 2006	L, 12-13	(Charlottesville)

## **WASHINGTON**

*Wyoming trails 0-2. Road: 0-2.*

Sept. 21, 2002	L, 7-38	(Seattle)
Sept. 8, 1979	L, 2-38	(Seattle)

## **WASHINGTON & LEE**

*Wyoming leads 1-0. Neutral: 1-0.*

Jan. 1, 1951	W, 20-7	(Gainesville)
--------------	---------	---------------

## **WASHINGTON STATE**

*Wyoming trails 2-4. Home: 0-2; Road: 2-2.*

Sept. 19, 2015	L, 14-31	(Pullman)
Sept. 8, 1990	W, 34-13	(Pullman)
Sept. 23, 1989	L, 23-29	(Laramie)
Sept. 12, 1987	L, 28-43	(Pullman)
Sept. 26, 1964	W, 28-7	(Pullman)
Sept. 29, 1962	L, 15-21	(Laramie)

## **WEBER STATE**

*Wyoming leads 4-0. Home: 4-0.*

Sept. 3, 2011	W, 35-32	(Laramie)
Sept. 5, 2009	W, 29-22	(Laramie)
Sept. 11, 1999	W, 41-16	(Laramie)
Oct. 20, 1990	W, 21-12	(Laramie)

## **WESTERN MICHIGAN**

*Wyoming leads 1-0. Home: 1-0.*

Oct. 12, 1996	W, 42-28	(Laramie)
---------------	----------	-----------

## **WESTERN STATE**

*Wyoming leads 4-0. Home 3-0; Road: 1-0.*

Sept. 15, 1956	W, 40-13	(Laramie)
Nov. 25, 1933	W, 6-0	(Laramie)
Nov. 25, 1926	W, 71-0	(Laramie)
Oct. 10, 1925	W, 7-0	(Gunnison)

## **WICHITA STATE**

*Wyoming leads 3-1. Home: 2-0; Road: 1-1.*

Nov. 13, 1982	W, 24-20	(Laramie)
Oct. 21, 1976	W, 30-7	(Laramie)
Nov. 5, 1966	W, 55-0	(Wichita)
Nov. 16, 1940	L, 0-2	(Wichita)

## **WILSON BEAUTIES**

*Wyoming leads 1-0. Home: 1-0.*

Nov. 29, 1894	W, 16-0	(Laramie)
---------------	---------	-----------

## **WISCONSIN**

*Wyoming trails 1-2. Home: 0-1; Road: 1-1.*

Sept. 27, 1986	W, 21-12	(Madison)
Sept. 28, 1985	L, 17-41	(Laramie)
Oct. 6, 1973	L, 28-37	(Madison)

## **WYOMING ALUMNI**

*Wyoming leads 1-0. Home: 1-0.*

Nov. 25, 1897	W, 4-0	(Laramie)
---------------	--------	-----------

## **WYOMING FACULTY**

*Series is tied 1-1. Home: 1-1.*

Oct. 20, 1923	L, 0-14	(Laramie)
Nov. 12, 1904	W, 11-0	(Laramie)





# Wyoming Series Records vs. All Opponents

	G	W	L	T	Home	Road	Neutral	First Game	Last Game
Air Force.....	54	23	28	3	12-11-2	11-17-1	0-0	1956	2015
Appalachian State.....	2	1	1	0	1-0	0-1	0-0	2004	2015
Arizona.....	22	10	12	0	6-2	4-10	0-0	1936	1977
Arizona State.....	15	6	9	0	4-2	2-7	0-0	1951	1977
Arkansas State.....	2	2	0	0	2-0	0-0	0-0	1979	1990
Army.....	1	1	0	0	0-0	0-0	0-1	1965	1965
Auburn.....	1	0	1	0	0-0	0-1	0-0	2000	2000
Baylor.....	4	1	3	0	1-1	0-2	0-0	1949	1986
Black Hills State.....	3	3	0	0	3-0	0-0	0-0	1927	1929
Boise State.....	10	0	10	0	0-5	0-5	0-0	2002	2015
Bowling Green.....	2	1	1	0	0-1	1-0	0-0	2008	2011
BYU.....	77	30	44	3	17-16-3	13-27	0-1	1922	2010
California.....	1	0	1	0	0-0	0-0	0-1	1990	1990
Cal Poly.....	1	0	1	0	0-1	0-0	0-0	2012	2012
Cal State Fullerton.....	4	3	1	0	3-1	0-0	0-0	1981	1988
Central Michigan.....	2	1	1	0	1-0	0-1	0-0	2000	2002
Chadron State.....	6	4	2	0	3-1	1-1	0-0	1912	1940
Cheyenne High School...	9	9	0	0	6-0	3-0	0-0	1893	1914
Chicago.....	1	0	1	0	0-0	0-1	0-0	1928	1928
The Citadel.....	1	1	0	0	1-0	0-0	0-0	2002	2002
Colgate.....	1	1	0	0	1-0	0-0	0-0	1983	1983
Colorado.....	27	3	23	1	0-5	3-18-1	0-0	1900	2009
Colorado College.....	18	1	16	1	1-4	0-12-1	0-0	1909	1948
Colorado Mines.....	27	9	16	2	7-8-2	2-8	0-0	1898	1947
Colorado State.....	107	44	58	5	23-25-4	21-33-1	0-0	1899	2015
Creighton.....	4	0	4	0	0-1	0-3	0-0	1919	1932
Denver.....	45	11	32	2	5-11	6-21-2	0-0	1898	1960
Denver Athletic Club.....	1	0	1	0	0-0	0-1	0-0	1900	1900
Denver Manual.....	1	1	0	0	1-0	0-0	0-0	1896	1896
Eastern Michigan.....	1	0	1	0	0-1	0-0	0-0	2015	2015
Florida.....	2	0	2	0	0-0	0-2	0-0	1951	2005
Florida Atlantic.....	2	2	0	0	1-0	1-0	0-0	2009	2014
Florida State.....	1	1	0	0	0-0	0-0	1-0	1966	1966
Ft. Russell (Ft. Warren) ...	13	12	1	0	4-0	8-1	0-0	1904	1938
Fresno State.....	10	5	5	0	3-1	1-4	1-0	1992	2014
Furman.....	1	1	0	0	1-0	0-0	0-0	2001	2001
Georgia.....	1	0	1	0	0-0	0-1	0-0	1998	1998
Gonzaga.....	1	0	1	0	0-0	0-1	0-0	1922	1922
Hardin Simmons.....	1	1	0	0	0-0	0-0	1-0	1958	1958
Hawai'i.....	22	13	9	0	6-3	7-6	0-0	1978	2014
Houston.....	7	1	6	0	1-0	0-6	0-0	1952	1988
Idaho.....	7	6	1	0	4-0	2-1	0-0	1921	2013
Idaho State.....	4	3	1	0	2-1	1-0	0-0	1948	1975
Iowa.....	2	0	2	0	0-0	0-1	0-1	1953	1987
Iowa State.....	4	3	1	0	2-0	1-1	0-0	1986	1997
Kansas.....	6	1	4	1	0-2	1-2-1	0-0	1961	2003
Kansas State.....	8	4	4	0	2-1	2-2	0-1	1951	1993
Kearney State.....	4	3	1	0	3-1	0-0	0-0	1912	1928
Laramie All-Stars.....	1	1	0	0	1-0	0-0	0-0	1910	1910
Laramie Athletic Club.....	3	3	0	0	3-0	0-0	0-0	1901	1903
Laramie High School.....	6	5	1	0	5-1	0-0	0-0	1898	1915
Laramie Town Team.....	2	2	0	0	2-0	0-0	0-0	1894	1900
Long Beach State.....	1	1	0	0	1-0	0-0	0-0	1982	1982
Louisiana-Lafayette.....	1	1	0	0	1-0	0-0	0-0	1991	1991
Louisiana-Monroe.....	4	4	0	0	3-0	1-0	0-0	1994	2005
Louisiana Tech.....	2	2	0	0	2-0	0-0	0-0	1988	1998
Louisville.....	4	3	1	0	1-1	2-0	0-0	1988	1995
LSU.....	3	0	3	0	0-0	0-2	0-1	1968	1978
Michigan State.....	3	0	3	0	0-0	0-3	0-0	1976	2014
Minnesota.....	1	0	1	0	0-0	0-1	0-0	1946	1946
Mississippi.....	2	2	0	0	1-0	1-0	0-0	2004	2005
Montana.....	14	14	0	0	3-0	5-0	6-0	1951	2014
Montana State.....	19	13	6	0	7-5	5-1	1-0	1919	2003

SEASON OUTLOOK

COWBOY COACHES

THE COWBOYS

THE OPPONENTS

SEASON IN REVIEW

RECORDS &amp; HISTORY

MOUNTAIN WEST

UW ADMINISTRATION



# Wyoming Series Records vs. All Opponents

	G	W	L	T	Home	Road	Neutral	First Game	Last Game
Montezuma College.....	1	1	0	0	1-0	0-0	0-0	1927	1927
Nebraska.....	7	0	7	0	0-1	0-6	0-0	1934	2013
Nebraska Wesleyan.....	6	3	3	0	2-2	1-1	0-0	1910	1926
Nevada.....	6	3	3	0	2-1	1-2	0-0	1937	2015
New Mexico.....	68	36	32	0	18-15	18-17	0-0	1930	2015
New Mexico State.....	1	1	0	0	1-0	0-0	0-0	1953	1953
No. 5 Hose Company.....	1	1	0	0	1-0	0-0	0-0	1894	1893
North Carolina State.....	2	2	0	0	1-0	1-0	0-0	1959	1961
North Dakota.....	1	0	1	0	0-1	0-0	0-0	2015	2015
North Dakota State.....	1	1	0	0	1-0	0-0	0-0	2008	2008
Northern Colorado.....	26	18	5	3	11-2-3	7-2	0-0	1895	2013
Northern Iowa.....	1	1	0	0	1-0	0-0	0-0	1993	1993
Northwestern.....	1	0	1	0	0-0	0-1	0-0	1979	1979
Ogden Athletic Club.....	1	1	0	0	0-0	1-0	0-0	1920	1920
Ohio.....	2	2	0	0	1-0	1-0	0-0	2007	2008
Ohio State.....	1	0	1	0	0-0	0-1	0-0	1997	1997
Oklahoma.....	2	0	2	0	0-0	0-1	0-1	1976	1981
Oklahoma State.....	8	1	7	0	1-2	0-4	0-1	1953	2003
Oregon.....	1	0	1	0	0-0	0-1	0-0	2014	2014
Oregon State.....	5	2	3	0	2-1	0-2	0-0	1958	1994
Pacific.....	3	2	1	0	2-1	0-0	0-0	1973	1986
Regis.....	2	1	1	0	1-0	0-1	0-0	1925	1926
Rice.....	1	1	0	0	1-0	0-0	0-0	1998	1998
Richmond.....	2	2	0	0	2-0	0-0	0-0	1979	1980
San Diego State.....	35	18	17	0	11-6	7-11	0-0	1978	2015
San Francisco.....	1	0	1	0	0-0	0-1	0-0	1946	1946
San Jose State.....	9	6	3	0	2-2	4-1	0-0	1959	2014
Santa Clara.....	1	0	1	0	0-1	0-0	0-0	1931	1931
South Dakota.....	5	5	0	0	5-0	0-0	0-0	1971	1984
South Dakota Mines.....	2	1	0	1	1-0	0-0-1	0-0	1911	1912
Southern Utah.....	1	1	0	0	1-0	0-0	0-0	2010	2010
SMU.....	3	2	1	0	2-0	0-1	0-0	1996	1998
St. Louis.....	2	0	2	0	0-0	0-2	0-0	1932	1939
Syracuse.....	1	0	1	0	0-0	0-1	0-0	2006	2006
TCU.....	8	2	6	0	1-3	1-3	0-0	1998	2011
Temple.....	2	1	1	0	1-0	0-0	0-1	1990	2011
Tennessee.....	3	1	2	0	0-0	1-1	0-1	1999	2008
Texas.....	5	0	5	0	0-1	0-4	0-0	1974	2012
Texas A&M.....	3	0	3	0	0-1	0-2	0-0	2000	2004
Texas State.....	2	1	1	0	1-0	0-1	0-0	2011	2013
Texas Tech.....	5	3	2	0	1-0	1-2	1-0	1938	1992
Toledo.....	2	1	1	0	0-1	1-0	0-0	2010	2012
Tulsa.....	5	3	2	0	2-0	1-2	0-0	1954	1998
UCLA.....	1	1	0	0	0-0	0-0	1-0	2004	2004
UNLV.....	22	12	10	0	7-4	5-6	0-0	1978	2015
USC.....	1	0	1	0	0-0	1-0	0-0	1965	1965
Utah.....	83	31	51	1	20-20	11-31-1	0-0	1904	2010
Utah State.....	66	24	38	4	14-12-3	10-26-1	0-1	1903	2015
Utah YMCA.....	1	1	0	0	0-0	1-0	0-0	1900	1900
UTEP.....	33	26	6	1	13-1-1	12-5	0-0	1962	1995
Virginia.....	2	1	1	0	1-0	0-1	0-0	2006	2007
Washington.....	2	0	2	0	0-0	0-2	0-0	1979	2002
Washington & Lee.....	1	1	0	0	0-0	0-0	1-0	1950	1950
Washington State.....	6	2	4	0	0-2	2-2	0-0	1962	2015
Weber State.....	4	4	0	0	4-0	0-0	0-0	1990	2011
Western Michigan.....	1	1	0	0	1-0	0-0	0-0	1996	1996
Western State.....	4	4	0	0	3-0	1-0	0-0	1925	1956
Wichita State.....	4	3	1	0	2-0	1-1	0-0	1940	1982
Wilson Beauties.....	1	1	0	0	1-0	0-0	0-0	1894	1894
Wisconsin.....	3	1	2	0	0-1	1-1	0-0	1973	1986
Wyoming Alumni.....	1	1	0	0	1-0	0-0	0-0	1897	1897
Wyoming Faculty.....	2	1	1	0	1-1	0-0	0-0	1904	1923



# SEASON IN REVIEW





## Wyoming Cowboys Wyoming Combined Team Statistics (2015 FINAL) All games

Date	Opponent	Score	Att.	Record:	Overall	Home	Away	Neutral
Sep 05, 2015	NORTH DAKOTA	L 13-24	23669	All games	2-10	2-4	0-6	0-0
Sep 12, 2015	EASTERN MICHIGAN	L 29-48	19112	Conference	2-6	2-2	0-4	0-0
Sep 19, 2015	at Washington State	L 14-31	31105	Non-Conference	0-4	0-2	0-2	0-0
* Sep 26, 2015	NEW MEXICO LOBOS	L 28-38	18723					
* Oct 03, 2015	at Appalachian State	L 13-31	19345					
* Oct 10, 2015	at Air Force	L 17-31	22023					
* Oct 17, 2015	NEVADA WOLF PACK	W 28-21	17026					
* Oct 24, 2015	at Boise State	L 14-34	31946					
* Oct 30, 2015	at Utah State	L 27-58	20964					
* Nov 07, 2015	COLORADO STATE	L 7-26	18682					
* Nov 14, 2015	at San Diego State	L 3-38	36688					
* Nov 28, 2015	UNLV REBELS	W 35-28	11149					

Rushing	gp	att	gain	loss	net	avg	td	lg	avg/g
HILL, Brian	12	281	1681	50	1631	5.8	6	72	135.9
SMITH, Nick	5	45	197	40	157	3.5	2	20	31.4
WICK, Shaun	4	43	128	31	97	2.3	1	24	24.2
TAPSCOTT, Josh	8	17	92	6	86	5.1	0	30	10.8
OVERSTREET, K.	12	16	84	0	84	5.2	1	16	7.0
EVANS, Nico	10	14	59	3	56	4.0	0	17	5.6
GENTRY, Tanner	7	5	48	0	48	9.6	0	15	6.9
ALLEN, Josh	2	3	40	0	40	13.3	0	24	20.0
BERGER, Justin	7	1	8	0	8	8.0	1	8	1.1
MURPHY, Justice	11	2	6	0	6	3.0	1	5	0.5
Total	12	478	2425	344	2081	4.4	12	72	173.4
Opponents	12	512	2927	225	2702	5.3	28	74	225.2

Passing	gp	effic	comp-att-int	pct	yds	td	lg	avg/g
COFFMAN, C.	9	147.42	152-241-10	63.1	1951	18	92	216.8
SMITH, Nick	5	86.97	27-60-1	45.0	245	2	25	49.0
ALLEN, Josh	2	138.07	4-6-0	66.7	51	0	19	25.5
TEAM	6	0.00	0-1-0	0.0	0	0	0	0.0
Total	12	134.98	183-308-11	59.4	2247	20	92	187.2
Opponents	12	161.43	186-279-5	66.7	2363	23	64	196.9

Receiving	gp	no.	yds	avg	td	lg	avg/g
MAULHARDT, Jake	12	57	653	11.5	8	42	54.4
GENTRY, Tanner	7	37	678	18.3	4	92	96.9
HOLLISTER, J.	12	26	355	13.7	3	64	29.6
HILL, Brian	12	20	132	6.6	0	21	11.0
PRICE, James	12	12	143	11.9	1	35	11.9
PARKER, Joseph	12	7	68	9.7	0	16	5.7
WICK, Shaun	4	5	49	9.8	1	20	12.2
MAYFIELD, Tyree	12	4	21	5.2	1	12	1.8
OVERSTREET, K.	12	3	33	11.0	0	21	2.8
HARSHMAN, Josh	11	2	39	19.5	1	26	3.5
BERGER, Justin	7	2	35	17.5	0	22	5.0
TAPSCOTT, Josh	8	2	10	5.0	1	8	1.2
MONTGOMERY, T.	8	2	6	3.0	0	4	0.8
VAN MAANEN, D.	12	2	4	2.0	0	4	0.3
MURPHY, Justice	11	1	17	17.0	0	17	1.5
Total	12	183	2247	12.3	20	92	187.2
Opponents	12	186	2363	12.7	23	64	196.9

Field Goals	fg	pct.	01-19	20-29	30-39	40-49	50-99	lg	blk
BAILEY, Tristan	2-8	25.0	0-0	0-0	1-4	1-4	0-0	41	1

Scoring	td	fg	kick	PAT	rush	rcv	pass	dxp	saf	pts
MAULHARDT, Jake	8	-	-	-	-	-	-	-	-	48
HILL, Brian	6	-	-	-	-	-	-	-	-	36
BAILEY, Tristan	-	2-8	28-31	-	-	-	-	-	-	34
GENTRY, Tanner	4	-	-	-	-	-	-	-	-	24
HOLLISTER, J.	3	-	-	-	-	-	-	-	-	18
SMITH, Nick	2	-	-	1-1	-	-	-	-	-	14
WICK, Shaun	2	-	-	-	-	-	-	-	-	12
BERGER, Justin	1	-	-	-	-	-	-	-	-	6
OVERSTREET, K.	1	-	-	-	-	-	-	-	-	6
MAYFIELD, Tyree	1	-	-	-	-	-	-	-	-	6
PRICE, James	1	-	-	-	-	-	-	-	-	6
MURPHY, Justice	1	-	-	-	-	-	-	-	-	6
TAPSCOTT, Josh	1	-	-	-	-	-	-	-	-	6
HARSHMAN, Josh	1	-	-	-	-	-	-	-	-	6
Total	32	2-8	28-31	1-1	-	-	-	-	-	228
Opponents	53	13-18	51-53	-	-	-	-	-	-	408

Score by Quarters	1st	2nd	3rd	4th	OT	Total
Wyoming	28	80	43	77	0	228
Opponents	125	116	65	102	0	408

Team Statistics	WY	OPP
FIRST DOWNS	237	261
Rushing	119	137
Passing	95	103
Penalty	23	21
RUSHING YARDAGE	2081	2702
Rushing Attempts	478	512
Average Per Rush	4.4	5.3
Average Per Game	173.4	225.2
TDs Rushing	12	28
PASSING YARDAGE	2247	2363
Comp-Att-Int	183-308-11	186-279-5
Average Per Pass	7.3	8.5
Average Per Catch	12.3	12.7
Average Per Game	187.2	196.9
TDs Passing	20	23
TOTAL OFFENSE	4328	5065
Average Per Play	5.5	6.4
Average Per Game	360.7	422.1
KICK RETURNS: #-Yards	33-776	24-511
PUNT RETURNS: #-Yards	14-105	21-97
INT RETURNS: #-Yards	5-32	11-250
FUMBLES-LOST	17-10	9-5
PENALTIES-Yards	75-681	58-600
PUNTS-AVG	68-41.2	48-44.7
TIME OF POSSESSION/Game	30:14	29:46
3RD-DOWN Conversions	52/156	68/149
4TH-DOWN Conversions	14/23	7/13

Interceptions	no.	yds	avg	td	lg
EPPS, Marcus	2	27	13.5	0	19
PRIESTER, Robert	1	0	0.0	0	0
WINGARD, Andrew	1	0	0.0	0	0
KAMANA, Tim	1	5	5.0	0	5

Punting	no.	yds	avg	lg	tb	fc	i20	50+	blk
WOOD, Ethan	67	2800	41.8	67	4	9	19	12	1
TEAM	1	0	0.0	0	0	0	0	0	0

Punt Returns	no.	yds	avg	td	lg
GENTRY, Tanner	7	73	10.4	0	24
MAY, D.J.	4	20	5.0	0	10
WINGARD, Andrew	3	12	4.0	0	16
Total	14	105	7.5	0	24
Opponents	21	97	4.6	1	20

Kick Returns	no.	yds	avg	td	lg
MAY, D.J.	24	630	26.2	0	49
GENTRY, Tanner	2	15	7.5	0	15
VAN MAANEN, D.	2	35	17.5	0	19
OVERSTREET, K.	2	51	25.5	0	26
EVANS, Nico	2	21	10.5	0	9
MURPHY, Justice	1	24	24.0	0	24
Total	33	776	23.5	0	49
Opponents	24	511	21.3	0	37

All Purpose	g	rush	rcv	pr	kr	ir	total	avg/g
HILL, Brian	12	1631	132	0	0	0	1763	146.9
GENTRY, Tanne	7	48	678	73	15	0	814	116.3
MAULHARDT, Ja	12	0	653	0	0	0	653	54.4
MAY, D.J.	11	0	0	20	630	0	650	59.1
HOLLISTER, J.	12	0	355	0	0	0	355	29.6
Total	12	2081	2247	105	776	32	5241	436.8
Opponents	12	2702	2363	97	511	250	5923	493.6

Total Offense	g	plays	rush	pass	total	avg/g
COFFMAN, C.	9	286	-118	1951	1833	203.7
HILL, Brian	12	281	1631	0	1631	135.9
SMITH, Nick	5	105	157	245	402	80.4
WICK, Shaun	4	43	97	0	97	24.2
ALLEN, Josh	2	9	40	51	91	45.5
Total	12	786	2081	2247	4328	360.7
Opponents	12	791	2702	2363	5065	422.1





# Wyoming Cowboys Wyoming Overall Team Statistics (2015 FINAL) All games

Team Statistics	WY	OPP
SCORING	228	408
Points Per Game	19.0	34.0
Points Off Turnovers	10	75
FIRST DOWNS	237	261
Rushing	119	137
Passing	95	103
Penalty	23	21
RUSHING YARDAGE	2081	2702
Yards gained rushing	2425	2927
Yards lost rushing	344	225
Rushing Attempts	478	512
Average Per Rush	4.4	5.3
Average Per Game	173.4	225.2
TDs Rushing	12	28
PASSING YARDAGE	2247	2363
Comp-Att-Int	183-308-11	186-279-5
Average Per Pass	7.3	8.5
Average Per Catch	12.3	12.7
Average Per Game	187.2	196.9
TDs Passing	20	23
TOTAL OFFENSE	4328	5065
Total Plays	786	791
Average Per Play	5.5	6.4
Average Per Game	360.7	422.1
KICK RETURNS: #-Yards	33-776	24-511
PUNT RETURNS: #-Yards	14-105	21-97
INT RETURNS: #-Yards	5-32	11-250
KICK RETURN AVERAGE	23.5	21.3
PUNT RETURN AVERAGE	7.5	4.6
INT RETURN AVERAGE	6.4	22.7
FUMBLES-LOST	17-10	9-5
PENALTIES-Yards	75-681	58-600
Average Per Game	56.8	50.0
PUNTS-Yards	68-2800	48-2146
Average Per Punt	41.2	44.7
Net punt average	38.6	41.3
KICKOFFS-Yards	44-2721	77-4838
Average Per Kick	61.8	62.8
Net kick average	41.1	40.1
TIME OF POSSESSION/Game	30:14	29:46
3RD-DOWN Conversions	52/156	68/149
3rd-Down Pct	33%	46%
4TH-DOWN Conversions	14/23	7/13
4th-Down Pct	61%	54%
SACKS BY-Yards	10-69	31-234
MISC YARDS	0	0
TOUCHDOWNS SCORED	32	53
FIELD GOALS-ATTEMPTS	2-8	13-18
ON-SIDE KICKS	1-3	1-1
RED-ZONE SCORES	(24-39) 62%	(42-47) 89%
RED-ZONE TOUCHDOWNS	(22-39) 56%	(35-47) 74%
PAT-ATTEMPTS	(28-31) 90%	(51-53) 96%
ATTENDANCE	108361	162071
Games/Avg Per Game	6/18060	6/27012
Neutral Site Games		0/0

Score by Quarters	1st	2nd	3rd	4th	OT	Total
Wyoming	28	80	43	77	0	228
Opponents	125	116	65	102	0	408

SEASON OUTLOOK

COWBOY COACHES

THE COWBOYS

THE OPPONENTS

SEASON IN REVIEW

RECORDS &amp; HISTORY

MOUNTAIN WEST

UW ADMINISTRATION



## Wyoming Cowboys Wyoming Overall Individual Statistics (2015 FINAL) All games

<b>Rushing</b>	gp	att	gain	loss	net	avg	td	lg	avg/g
HILL, Brian	12	281	1681	50	1631	5.8	6	72	135.9
SMITH, Nick	5	45	197	40	157	3.5	2	20	31.4
WICK, Shaun	4	43	128	31	97	2.3	1	24	24.2
TAPSCOTT, Josh	8	17	92	6	86	5.1	0	30	10.8
OVERSTREET, K.	12	16	84	0	84	5.2	1	16	7.0
EVANS, Nico	10	14	59	3	56	4.0	0	17	5.6
GENTRY, Tanner	7	5	48	0	48	9.6	0	15	6.9
ALLEN, Josh	2	3	40	0	40	13.3	0	24	20.0
BERGER, Justin	7	1	8	0	8	8.0	1	8	1.1
MURPHY, Justice	11	2	6	0	6	3.0	1	5	0.5
PARKER, Joseph	12	1	0	0	0	0.0	0	0	0.0
TEAM	6	5	0	14	-14	-2.8	0	0	-2.3
COFFMAN, C.	9	45	82	200	-118	-2.6	0	18	-13.1
Total	12	478	2425	344	2081	4.4	12	72	173.4
Opponents	12	512	2927	225	2702	5.3	28	74	225.2

<b>Passing</b>	gp	effic	comp-att-int	pct	yds	td	lg	avg/g
COFFMAN, C.	9	147.42	152-241-10	63.1	1951	18	92	216.8
SMITH, Nick	5	86.97	27-60-1	45.0	245	2	25	49.0
ALLEN, Josh	2	138.07	4-6-0	66.7	51	0	19	25.5
TEAM	6	0.00	0-1-0	0.0	0	0	0	0.0
Total	12	134.98	183-308-11	59.4	2247	20	92	187.2
Opponents	12	161.43	186-279-5	66.7	2363	23	64	196.9

<b>Receiving</b>	gp	no.	yds	avg	td	lg	avg/g
MAULHARDT, Jake	12	57	653	11.5	8	42	54.4
GENTRY, Tanner	7	37	678	18.3	4	92	96.9
HOLLISTER, J.	12	26	355	13.7	3	64	29.6
HILL, Brian	12	20	132	6.6	0	21	11.0
PRICE, James	12	12	143	11.9	1	35	11.9
PARKER, Joseph	12	7	68	9.7	0	16	5.7
WICK, Shaun	4	5	49	9.8	1	20	12.2
MAYFIELD, Tyree	12	4	21	5.2	1	12	1.8
OVERSTREET, K.	12	3	33	11.0	0	21	2.8
HARSHMAN, Josh	11	2	39	19.5	1	26	3.5
BERGER, Justin	7	2	35	17.5	0	22	5.0
TAPSCOTT, Josh	8	2	10	5.0	1	8	1.2
MONTGOMERY, T.	8	2	6	3.0	0	4	0.8
VAN MAANEN, D.	12	2	4	2.0	0	4	0.3
MURPHY, Justice	11	1	17	17.0	0	17	1.5
EVANS, Nico	10	1	4	4.0	0	4	0.4
Total	12	183	2247	12.3	20	92	187.2
Opponents	12	186	2363	12.7	23	64	196.9

<b>Punt Returns</b>	no.	yds	avg	td	lg
GENTRY, Tanner	7	73	10.4	0	24
MAY, D.J.	4	20	5.0	0	10
WINGARD, Andrew	3	12	4.0	0	16
Total	14	105	7.5	0	24
Opponents	21	97	4.6	1	20

<b>Interceptions</b>	no.	yds	avg	td	lg
EPPS, Marcus	2	27	13.5	0	19
WINGARD, Andrew	1	0	0.0	0	0
KAMANA, Tim	1	5	5.0	0	5
PRIESTER, Robert	1	0	0.0	0	0
Total	5	32	6.4	0	19
Opponents	11	250	22.7	1	91

<b>Kick Returns</b>	no.	yds	avg	td	lg
MAY, D.J.	24	630	26.2	0	49
EVANS, Nico	2	21	10.5	0	9
GENTRY, Tanner	2	15	7.5	0	15
VAN MAANEN, D.	2	35	17.5	0	19
OVERSTREET, K.	2	51	25.5	0	26
MURPHY, Justice	1	24	24.0	0	24
Total	33	776	23.5	0	49
Opponents	24	511	21.3	0	37

<b>Fumble Returns</b>	no.	yds	avg	td	lg
MAY, D.J.	1	0	0.0	0	0
PRIESTER, Robert	1	5	5.0	0	5
Total	2	5	2.5	0	5
Opponents	0	0	0.0	0	0





## Wyoming Cowboys Wyoming Overall Individual Statistics (2015 FINAL) All games

Scoring	td	fg	PAT				dxp	saf	pts
			kick	rush	rcv	pass			
MAULHARDT, Jake	8	-	-	-	-	-	-	-	48
HILL, Brian	6	-	-	-	-	-	-	-	36
BAILEY, Tristan	-	2-8	28-31	-	-	-	-	-	34
GENTRY, Tanner	4	-	-	-	-	-	-	-	24
HOLLISTER, J.	3	-	-	-	-	-	-	-	18
SMITH, Nick	2	-	-	1-1	-	-	-	-	14
WICK, Shaun	2	-	-	-	-	-	-	-	12
BERGER, Justin	1	-	-	-	-	-	-	-	6
PRICE, James	1	-	-	-	-	-	-	-	6
TAPSCOTT, Josh	1	-	-	-	-	-	-	-	6
MAYFIELD, Tyree	1	-	-	-	-	-	-	-	6
OVERSTREET, K.	1	-	-	-	-	-	-	-	6
MURPHY, Justice	1	-	-	-	-	-	-	-	6
HARSHMAN, Josh	1	-	-	-	-	-	-	-	6
Total	32	2-8	28-31	1-1	-	-	-	-	228
Opponents	53	13-18	51-53	-	-	-	-	-	408

Total Offense	g	plays	rush	pass	total	avg/g
COFFMAN, C.	9	286	-118	1951	1833	203.7
HILL, Brian	12	281	1631	0	1631	135.9
SMITH, Nick	5	105	157	245	402	80.4
WICK, Shaun	4	43	97	0	97	24.2
ALLEN, Josh	2	9	40	51	91	45.5
TAPSCOTT, Josh	8	17	86	0	86	10.8
OVERSTREET, K.	12	16	84	0	84	7.0
EVANS, Nico	10	14	56	0	56	5.6
GENTRY, Tanner	7	5	48	0	48	6.9
BERGER, Justin	7	1	8	0	8	1.1
MURPHY, Justice	11	2	6	0	6	0.5
TEAM	6	6	-14	0	-14	-2.3
Total	12	786	2081	2247	4328	360.7
Opponents	12	791	2702	2363	5065	422.1

Field Goals	fg	pct.	01-19	20-29	30-39	40-49	50-99	lg	blk
BAILEY, Tristan	2-8	25.0	0-0	0-0	1-4	1-4	0-0	41	1

FG Sequence	Wyoming	Opponents
North Dakota	-	24,(45)
Eastern Michigan	42,43	(39),(41)
Washington State	38	(22)
New Mexico Lobos	-	(22)
Appalachian State	40	(51)
Air Force	(41)	47,(49)
Nevada Wolf Pack	39,35	52
Boise State	-	(39),(28)
Utah State	-	(22)
Colorado State	-	(33),(31)
San Diego State	(31)	(26)
UNLV Rebels	-	36,35

Numbers in (parentheses) indicate field goal was made.

Punting	no.	yds	avg	lg	tb	fc	i20	50+	blk
WOOD, Ethan	67	2800	41.8	67	4	9	19	12	1
TEAM	1	0	0.0	0	0	0	0	0	0
Total	68	2800	41.2	67	4	9	19	12	1
Opponents	48	2146	44.7	67	3	12	21	15	0

Kickoffs	no.	yds	avg	tb	ob	retn	net	ydln
WOOD, Ethan	43	2683	62.4	16	3			
THORNTON, Tom	1	38	38.0	0	1			
Total	44	2721	61.8	16	4	21.3	41.1	23
Opponents	77	4838	62.8	39	4	23.5	40.1	24



**Wyoming Cowboys**  
**Wyoming Overall Individual Statistics (2015 FINAL)**  
**All games**

All Purpose	g	rush	rcv	pr	kr	ir	total	avg/g
HILL, Brian	12	1631	132	0	0	0	1763	146.9
GENTRY, Tann	7	48	678	73	15	0	814	116.3
MAULHARDT, J	12	0	653	0	0	0	653	54.4
MAY, D.J.	11	0	0	20	630	0	650	59.1
HOLLISTER, J.	12	0	355	0	0	0	355	29.6
OVERSTREET,	12	84	33	0	51	0	168	14.0
SMITH, Nick	5	157	0	0	0	0	157	31.4
WICK, Shaun	4	97	49	0	0	0	146	36.5
PRICE, James	12	0	143	0	0	0	143	11.9
TAPSCOTT, Jos	8	86	10	0	0	0	96	12.0
EVANS, Nico	10	56	4	0	21	0	81	8.1
PARKER, Josep	12	0	68	0	0	0	68	5.7
MURPHY, Justic	11	6	17	0	24	0	47	4.3
BERGER, Justin	7	8	35	0	0	0	43	6.1
ALLEN, Josh	2	40	0	0	0	0	40	20.0
VAN MAANEN,	12	0	4	0	35	0	39	3.2
HARSHMAN, Jo	11	0	39	0	0	0	39	3.5
EPPS, Marcus	11	0	0	0	0	27	27	2.5
MAYFIELD, Tyr	12	0	21	0	0	0	21	1.8
WINGARD, Andr	12	0	0	12	0	0	12	1.0
MONTGOMERY	8	0	6	0	0	0	6	0.8
KAMANA, Tim	12	0	0	0	0	5	5	0.4
TEAM	6	-14	0	0	0	0	-14	-2.3
COFFMAN, C.	9	-118	0	0	0	0	-118	-13.1
Total	12	2081	2247	105	776	32	5241	436.8
Opponents	12	2702	2363	97	511	250	5923	493.6





# Wyoming Cowboys Wyoming Overall Defensive Statistics (2015 FINAL) All games

#	Defensive Leaders	gp	Tackles				Sacks no-yds	Pass defense			Fumbles		blkd	
			ua	a	tot	tfl/yds		int-yds	brup	qbh	rcv-yds	ff	kick	saf
28	WINGARD, Andrew	12	83	39	122	7.0-18	.	1-0	2	1	.	1	.	.
45	WACHA, Lucas	11	46	50	96	6.0-18	.	.	.	1	.	1	.	.
35	EPPS, Marcus	11	59	24	83	2.0-5	.	2-27	4	.	.	1	.	.
7	MAY, D.J.	11	42	27	69	4.5-22	1.0-18	.	10	.	1-0	.	.	.
55	YARBROUGH, Eddie	12	30	32	62	10.5-49	7.0-41	.	1	.	1-0	1	1	.
2D	PRIESTER, Robert	11	36	14	50	2.0-2	.	1-0	3	.	1-5	1	.	.
91	GRANDERSON, C.	12	21	15	36	6.0-18	1.0-5	.	.	.	.	.	.	.
11	NZEOCHA, Eric	11	20	15	35	1.0-1	.	.	1	.	.	1	.	.
1	HULL, Antonio	12	18	15	33	.	.	.	6	.	1-0	.	.	.
34	HALA'API'API, S.	12	18	13	31	4.5-9	.	.	.	.	.	.	.	.
23	KAMANA, Tim	12	16	15	31	1.0-4	.	1-5	1	.	.	.	.	.
96	MALAUULU, S.	12	9	10	19	0.5-1	.	.	.	.	.	.	.	.
31	POWELL, Jr., C.	11	10	8	18	.	.	.	.	.	.	.	.	.
26	JENNINGS, C.J.	10	14	4	18	.	.	.	1	.	.	.	.	.
90	OLIVE, Uso	12	2	15	17	1.5-2	.	.	.	.	.	.	1	.
10	PILAPIL, Adam	11	5	8	13	.	.	.	.	.	.	.	.	.
87	CAIN, Conner	11	4	8	12	1.5-2	.	.	.	.	.	.	.	.
57	APPLEBY, Chase	7	5	6	11	0.5-2	.	.	.	.	.	.	.	.
19	MAKRANSKY, A.	8	6	4	10	1.0-3	.	.	1	.	.	.	.	.
5	FINLEY, Tyran	6	8	2	10	1.0-4	.	.	.	.	.	.	.	.
36	TUTEIN, Will	11	3	5	8	.	.	.	.	.	.	.	.	.
22	EVANS, Nico	10	4	3	7	.	.	.	.	.	.	.	.	.
42	PROSSER, Kevin	12	4	2	6	1.0-5	1.0-5	.	.	.	.	.	.	.
44	MCKENNA, Devin	4	1	5	6	0.5-2	.	.	.	.	.	.	.	.
98	FIELDS, Dalton	12	2	2	4	.	.	.	.	.	.	.	.	.
29	OVERSTREET, K.	12	2	1	3	.	.	.	.	.	.	.	.	.
50	BACH, Luis	7	1	1	2	.	.	.	.	.	.	.	.	.
47	FAAIU, Tavita	2	1	1	2	.	.	.	.	.	.	.	.	.
85	MAYFIELD, Tyree	12	1	1	2	.	.	.	.	.	.	.	.	.
9	IRVING, C.	6	.	1	1	.	.	.	.	.	.	.	.	.
63	KIELY, Rafe	12	1	.	1	.	.	.	.	.	.	.	.	.
73	ROULLIER, Chase	12	1	.	1	.	.	.	.	.	.	.	.	.
72	WALLACE, Zach	12	1	.	1	.	.	.	.	.	.	.	.	.
20	MURPHY, Justice	11	1	.	1	.	.	.	.	.	.	.	.	.
3	PARKER, Joseph	12	1	.	1	.	.	.	.	.	.	.	.	.
TM	TEAM	6	1	.	1	.	.	.	.	.	1-0	.	.	.
8	HILL, Brian	12	1	.	1	.	.	.	.	.	.	.	.	.
Total		12	478	346	824	52-167	10-69	5-32	30	2	5-5	6	2	.
Opponents		12	454	362	816	76-346	31-234	11-250	41	4	10-0	7	2	.

SEASON OUTLOOK

COWBOY COACHES

THE COWBOYS

THE OPPONENTS

SEASON IN REVIEW

RECORDS & HISTORY

MOUNTAIN WEST

UW ADMINISTRATION



## Wyoming Cowboys Wyoming Team Game-by-Game Comparison (2015 FINAL) All games

Opponent	Score	First Downs			Rushing		Passing		Total Offense		Return	Turn-
		Total	Rush	Pass	Pen	Number-Yards	Comp-Att-Int	Yards	Plays-Yards	Yards	Yards	Overs
NORTH DAKOTA	13-24	14 / 23	2 / 12	11 / 8	1 / 3	19-29 / 54-276	20-39-0 / 13-23-0	301 / 153	58-330 / 77-429	301 / 153	97 / 3	0 / 0
EASTERN MICHIGAN	29-48	26 / 19	20 / 7	2 / 11	4 / 1	58-430 / 37-176	6-17-0 / 18-25-0	32 / 330	75-462 / 62-506	32 / 330	25 / 17	1 / 0
Washington State	14-31	22 / 19	11 / 4	10 / 14	1 / 1	40-113 / 20-75	25-36-1 / 37-45-1	296 / 303	76-409 / 65-378	296 / 303	163 / 105	2 / 1
NEW MEXICO LOBOS	28-38	26 / 15	5 / 12	16 / 3	5 / 0	30-42 / 47-302	30-42-2 / 5-8-0	366 / 107	72-408 / 55-409	366 / 107	9 / 53	2 / 0
Appalachian State	13-31	18 / 14	11 / 10	7 / 2	0 / 2	51-218 / 34-249	14-19-1 / 3-12-1	155 / 65	70-373 / 46-314	155 / 65	123 / 138	3 / 1
Air Force	17-31	19 / 16	9 / 14	8 / 2	2 / 0	35-115 / 58-299	15-29-2 / 5-10-1	192 / 80	64-307 / 68-379	192 / 80	27 / 30	4 / 2
NEVADA WOLF PACK	28-21	25 / 27	15 / 10	9 / 15	1 / 2	51-272 / 30-118	18-20-0 / 25-41-0	213 / 287	71-485 / 71-405	213 / 287	40 / 32	0 / 0
Boise State	14-34	16 / 24	6 / 12	6 / 11	4 / 1	33-110 / 47-207	12-21-1 / 22-28-0	123 / 211	54-233 / 75-418	123 / 211	80 / 115	1 / 1
Utah State	27-58	22 / 34	14 / 18	7 / 13	1 / 3	49-270 / 43-296	10-18-0 / 16-19-0	83 / 296	67-353 / 62-592	83 / 296	73 / 92	0 / 1
COLORADO STATE	7-26	14 / 22	7 / 12	6 / 7	1 / 3	34-130 / 55-228	10-21-1 / 11-15-1	109 / 120	55-239 / 70-348	109 / 120	59 / 38	4 / 1
San Diego State	3-38	12 / 25	5 / 17	5 / 4	2 / 4	32-62 / 53-293	9-21-2 / 12-19-0	129 / 138	53-191 / 72-431	129 / 138	123 / 75	3 / 2
UNLV REBELS	35-28	23 / 23	14 / 9	8 / 13	1 / 1	46-290 / 34-183	14-25-1 / 19-34-1	248 / 273	71-538 / 68-456	248 / 273	99 / 160	1 / 1
Totals	228-408	237 / 261	119 / 137	95 / 103	23 / 21	478-2081 / 512-2702	183-308-11 / 186-279-5	2247 / 2363	786-4328 / 791-5065	2247 / 2363	918 / 858	21 / 10

Opponent	3rd Down	4th Down	Time of Possession	TOP Margin	Avg Yds/Rush	Avg Yds/Pass	Avg Yds/Play	Punting	Penalties	Sacks
	Conversions	Conversions						Number-Avg	Number-Yards	Sacks
NORTH DAKOTA	3-13 / 9-17	1-3 / 0-1	22:46 / 37:14	-14:28	1.5 / 5.1	7.7 / 6.7	5.7 / 5.6	7-47.6 / 5-47.4	8-96 / 6-56	1 / 2
EASTERN MICHIGAN	6-15 / 7-12	3-4 / 0-0	33:16 / 26:44	6:32	7.4 / 4.8	1.9 / 13.2	6.2 / 8.2	3-50.0 / 3-53.3	4-30 / 4-45	0 / 1
Washington State	7-16 / 7-15	0-1 / 1-2	33:25 / 26:35	6:50	2.8 / 3.8	8.2 / 6.7	5.4 / 5.8	5-38.6 / 5-45.0	8-57 / 6-76	3 / 5
NEW MEXICO LOBOS	7-14 / 5-12	1-2 / 1-1	30:09 / 29:51	0:18	1.4 / 6.4	8.7 / 13.4	5.7 / 7.4	5-41.4 / 5-39.6	10-98 / 6-69	0 / 3
Appalachian State	5-14 / 0-8	1-3 / 1-2	37:54 / 22:06	15:48	4.3 / 7.3	8.2 / 5.4	5.3 / 6.8	5-36.6 / 5-40.4	7-65 / 4-30	0 / 4
Air Force	2-12 / 5-14	1-1 / 0-0	29:23 / 30:37	-1:14	3.3 / 5.2	6.6 / 8.0	4.8 / 5.6	8-47.1 / 6-44.5	1-10 / 2-30	0 / 4
NEVADA WOLF PACK	7-13 / 6-12	1-1 / 0-2	34:45 / 25:15	9:30	5.3 / 3.9	10.6 / 7.0	6.8 / 5.7	3-49.0 / 3-39.0	7-71 / 5-41	1 / 0
Boise State	3-10 / 12-19	0-0 / 1-1	28:25 / 31:35	-3:10	3.3 / 4.4	5.9 / 7.5	4.3 / 5.6	7-38.1 / 3-41.0	5-35 / 8-74	0 / 3
Utah State	4-13 / 3-6	2-3 / 1-1	33:05 / 26:55	6:10	5.5 / 6.9	4.6 / 15.6	5.3 / 9.5	6-31.0 / 1-38.0	4-33 / 3-25	0 / 1
COLORADO STATE	2-9 / 3-11	0-1 / 2-2	22:40 / 37:20	-14:40	3.8 / 4.1	5.2 / 8.0	4.3 / 5.0	6-41.7 / 5-49.2	9-66 / 10-101	1 / 3
San Diego State	1-13 / 7-12	2-2 / 0-0	25:15 / 34:45	-9:30	1.9 / 5.5	6.1 / 7.3	3.6 / 6.0	7-36.6 / 3-41.0	7-63 / 3-40	2 / 5
UNLV REBELS	5-14 / 4-11	2-2 / 0-1	31:42 / 28:18	3:24	6.3 / 5.4	9.9 / 8.0	7.6 / 6.7	6-41.8 / 4-52.5	5-57 / 1-13	2 / 0
Totals	52-156 / 68-149	14-23 / 7-13	362:45 / 357:15	5:30	4.4 / 5.3	7.3 / 8.5	5.5 / 6.4	68-41.2 / 48-44.7	75-681 / 58-600	10 / 31

Note: Game totals are displayed in the format TEAM/OPPONENT for each category





## 2015 Player Participation and Starting History

Career					2015 Season												Career (G/GS)	Cons GS
No.	Players	2012 G/GS	2013 (G/GS)	2014 (G/GS)	UND	EMU	WSU	UNM	App. State	AFA	Nevada	Boise State	Utah State	CSU	SDSU	UNLV		
17	Josh Allen, qb		HS	JC	G	GS											2/1	
57	Chase Appleby, nt	RS	0/0	12/1	GS	GS	G	G	GS	GS	GS						19/6	
50	Luis Bach, lb			HS			G	G	G	G				G	G	G	7/0	
97	Tristan Bailey, k			HS	GS	GS	GS	GS	GS	GS	GS	GS	GS	GS	GS	GS	12/12	12
81	Justin Berger, wr	11/0	9/0	RS						G	G	G	G	G	G	G	27/0	
69	Richard Bettencourt, og		HS	RS													0/0	
51	Troy Boyland, og	JC	RS	8/0	GS	GS	G	G	GS	GS	GS	GS	GS	GS	GS	GS	20/10	8
87	Conner Cain, dt		HS	RS	G	G	G	G	G	G	G	G	G	GS	G		11/1	
2	Cameron Coffman, qb	Indiana	Indiana	RS	GS		GS	GS	GS	GS	GS	GS	GS		GS	GS	9/9	2
59	Ryan Cummings, ot		HS	7/7	GS	GS	GS	GS	GS	GS	GS	GS	GS	GS	GS	GS	19/19	19
25	Dameko Doddles, wr			HS	G	G		G							G		4/0	
48	Jordan Ellis, fb		TR	12/0		G			GS	G	G	G		G	G	G	20/1	
95	Jacob English, nt	RS	SQ	10/0	G	G	G	G	G	G	G	G	G	G	G	G	21/0	
35	Marcus Epps, fs		HS	RS	GS		GS	GS	GS	GS	GS	GS	GS	GS	GS	GS	11/11	10
22	Nico Evans, rb		HS	RS			G	G	G	G	G	G	G	G	G	G	10/0	
98	Dalton Fields, nt	HS	RS	11/0	G	G	G	G	G	G	G	G	G	G	G	G	23/0	
14	Tyran Finley, cb	JC	1/1	11/1	G	G	GS	GS	G					G			18/4	
27	Davion Freeman, cb			HS													0/0	
4	Tanner Gentry, wr	HS	12/8	12/3	GS	GS	GS	G	G	GS	GS						31/16	
93	Youhanna Ghaifan, dt			HS													0/0	
91	Carl Granderson, de			HS	G	G	G	G	G	G	G	G	G	G	G	G	12/0	
34	Siaosi Hala'api'api, de	12/9	10/0	12/5	GS	GS	GS	GS	GS	GS	GS	GS	GS	GS	GS	GS	46/26	17
16	Milo Hall, rb			HS													0/0	
33	Josh Harshman, te			HS	G	G	G	G	G	G	G	G	G	G	G	G	11/0	
8	Brian Hill, rb		HS	12/4	G	GS	GS	GS	GS	GS	GS	GS	GS	GS	GS	GS	24/15	11
88	Jacob Hollister, te	HS	JC	12/7	GS	GS	GS	GS	GS	GS	GS	GS	GS	GS	GS	GS	24/19	17
21	Antonio Hull, cb			HS	G	G	G	GS	GS	GS	GS	GS	GS	GS	GS	GS	12/9	9
12	Christian Irving, lb			HS		G	G	G	G		G	G		G			6/0	
61	Kaden Jackson, og			HS		G	GS	GS	G	G	G	G	G	G	G	G	11/2	
24	Kevin Jackson, fs			HS													0/0	
26	C.J. Jennings, cb		HS	RS	G		G	G	G	G	GS	G	G	G		G	10/1	
14	C.J. Johnson, wr			HS													0/0	
74	Brinkley Jolly, ot		HS	RS												G	1/0	
23	Tim Kamana, lb/n	HS	RS	12/8	GS	GS	G	G	G	G	GS	GS	GS	GS	GS	GS	24/16	6
63	Rafe Kiely, c	1/0	8/5	12/12	G	G	G	G	G	G	G	G	G	G	G	G	33/18	
86	Adam Kinder, de	RS	SQ	1/0													1/0	
58	Taylor Knestis, ot	HS	RS	1/0	GS	GS											3/2	
37	Alex Langer, k	HS	JC	JC													0/0	
47	Matt List, fb		HS	RS										G	G	G	3/0	
52	Waddie Love, lb		HS	1/0													1/0	
19	Anthony Makransky, cb			HS	GS	GS	G	G		G				G	G	G	8/2	
96	Sidney Malauulu, nt		HS	RS	G	G	GS	GS	G	G	G	GS	GS	G	GS	GS	12/6	2
39	Justin Martin, k	12/0	5/0	RS													17/0	
83	Jake Maulhardt, wr	RS	11/0	12/5	GS	GS	GS	GS	G	G	GS	GS	GS	GS	GS	GS	35/15	6
7	D.J. May, lb/n	11/3	RS	6/0	G		GS	GS	GS	GS	GS	GS	GS	GS	GS	GS	28/13	10
85	Tyree Mayfield, te			RS	GS	GS	G	GS	GS	GS	GS	GS	GS	G	G	G	12/8	
44	Devin McKenna, lb		SQ	RS	G	G	G	G									4/0	
34	Tayton Montgomery, wr			HS					G	G	G	G	G	GS	G	G	8/1	
20	Justice Murphy, wr			HS	G	G	G	G	G	G	G	G	G	G		G	11/0	
27	Patrick Nasiatka, k			HS													0/0	
2	Eric Nzeocha, lb	RS	12/0	12/0	GS	GS	GS	GS		G	GS	G	G	G	G	G	35/5	
90	Uso Olive, dt	RS	12/0	12/11	GS	GS	GS	GS	GS	GS	GS	GS	GS	GS	GS	GS	36/23	23
29	Kellen Overstreet, rb			HS	G	G	G	G	G	G	G	G	G	G	G	G	12/0	
3	Joseph Parker, wr			HS	G	G	GS	G	G	G	G	G	GS	G	GS	GS	12/4	2
32	Adam Pilapil, fs		HS	RS		GS	G	G	G	G	G	G	G	G	G	G	11/1	
31	Chavez Pownell Jr., ss		HS	RS	GS	G	G	G	G	G	G	G	G	G	G	G	11/1	
80	James Price, wr			HS	G	G	G	G	GS	G	G	G	G	GS	GS	GS	12/4	3
35	Robert Priestler, cb		HS	11/7	GS	GS	GS	G	GS	GS		GS	GS	GS	GS	GS	22/17	5
42	Kevin Prosser, de			HS	G	G	G	G	G	G	G	G	G	G	G	G	12/0	
6	Rayan Refae, k			HS													0/0	
64	Charlie Renfree, c	HS	RS	3/0	GS	GS	GS	GS	GS	GS	GS	GS	GS	GS		GS	14/11	1
73	Chase Roullier, og	RS	10/4	12/12	GS	GS	GS	GS	GS	GS	GS	GS	GS	GS	GS	GS	34/28	27
15	Nick Smith, qb		HS	RS		G						G	GS	GS	G		5/2	
75	Kurtis Stirneman, og	HS	RS	SQ			G	G	G	G	G	G	G	G	G	G	10/0	
32	Joshua Tapscott, rb	HS	RS	5/0		G		G	G	G		G	G		G	G	13/0	
13	Tom Thornton, wr		Grayshirt	4/0	G		G	G									11/0	
94	Brendan Turelli, ls	HS	12/0	12/0	G	G	G	G	G	G	G	G	G	G	G	G	36/0	
67	Cole Turner, og		HS	RS													0/0	
36	Will Tutein, lb		TR	12/4	G	G	G	G	GS	GS	G		G	G	G	G	23/6	
36	Drew Van Maanen, fb	HS	RS	12/7	G	G	G	GS	G	GS	G	GS	G	G	G	G	24/10	

SEASON OUTLOOK

COWBOY COACHES

THE COWBOYS

THE OPPONENTS

SEASON IN REVIEW

RECORDS &amp; HISTORY

MOUNTAIN WEST

UW ADMINISTRATION



## 2015 Player Participation and Starting History

No.	Players	Career			2015 Season												Career (G/GS)	Cons GS
		2012 G/GS	2013 G/GS	2014 G/GS	UND	EMU	WSU	UNM	App. State	AFA	Nevada	Boise State	Utah State	CSU	SDSU	UNLV		
45	Lucas Wach, lb	RS	12/11	12/4	GS	GS	GS	GS	GS	GS	GS	GS	GS	GS	GS	GS	35/26	5
72	Zach Wallace, ot			HS	G	G	GS	GS	GS	GS	GS	GS	GS	GS	GS	GS	12/10	10
38	Jaylon Watson, lb			HS													0/0	
21	Shaun Wick, rb	11/2	12/10	9/8	GS	G	G	G									36/21	
30	Logan Wilson, ss			HS													0/0	
28	Andrew Wingard, fs			HS	G	GS	GS	GS	GS	GS	GS	GS	GS	GS	GS	GS	12/11	11
41	Ethan Wood, p	HS	12/12	12/12	GS	GS	GS	GS	GS	GS	GS	GS	GS	GS	GS	GS	36/36	36
55	Eddie Yarbrough, de	11/3	12/12	12/12	GS	GS	GS	GS	GS	GS	GS	GS	GS	GS	GS	GS	47/39	39
12	Aaron Young, qb	HS	JC	SQ	G	G	G	G	G	G	G	G	G	G	G	G	12/0	

RS - Redshirted

G - Indicates number of games played that season.

GS- Indicates number of games started that season.

Cons. GS - Indicates current streaks of consecutive games started

## 2015 Game-by-Game Starters

### Offensive Game-by-Game Starters

Game	QB	RB	WR (FB)	WR	TE (WR)	TE	LT	LG	C	RG	RT
North Dakota	Coffman	Wick	Gentry (WR)	Maulhardt	Mayfield (TE)	Hollister	Cummings	Roullier	Renfree	Boyland	Knestis
Eastern Michigan	Allen	Hill	Gentry (WR)	Maulhardt	Mayfield (TE)	Hollister	Cummings	Roullier	Renfree	Boyland	Knestis
at Washington St.	Coffman	Hill	Gentry (WR)	Maulhardt	Parker (WR)	Hollister	Cummings	Roullier	Renfree	Jackson	Wallace
New Mexico	Coffman	Hill	Van Maanen (FB)	Maulhardt	Mayfield (TE)	Hollister	Cummings	Roullier	Renfree	Jackson	Wallace
at Appalachian St.	Coffman	Hill	Ellis (FB)	Price	Mayfield (TE)	Hollister	Cummings	Roullier	Renfree	Boyland	Wallace
at Air Force	Coffman	Hill	Van Maanen (FB)	Gentry	Mayfield (TE)	Hollister	Cummings	Roullier	Renfree	Boyland	Wallace
Nevada	Coffman	Hill	Gentry (WR)	Maulhardt	Mayfield (TE)	Hollister	Cummings	Roullier	Renfree	Boyland	Wallace
at Boise State	Coffman	Hill	Van Maanen (FB)	Maulhardt	Mayfield (TE)	Hollister	Cummings	Roullier	Renfree	Boyland	Wallace
at Utah State	Smith	Hill	Parker (WR)	Maulhardt	Mayfield (TE)	Hollister	Cummings	Roullier	Renfree	Boyland	Wallace
Colorado State	Smith	Hill	Montgomery(WR)	Maulhardt	Price (WR)	Hollister	Cummings	Roullier	Renfree	Boyland	Wallace
at San Diego State	Coffman	Hill	Parker (WR)	Maulhardt	Price (WR)	Hollister	Cummings	Roullier	Kiely	Boyland	Wallace
UNLV	Coffman	Hill	Parker (WR)	Maulhardt	Price (WR)	Hollister	Cummings	Roullier	Renfree	Boyland	Wallace

### Defensive Game-by-Game Starters

Game	BCB	FS	SS	FCB	LB (Nickel)	LB (MIKE)	LB (WILL)	LDE	DT	NT	RDE
North Dakota	Priester	Epps	Pownell	Makransky	Kamana	Nzeocha	Wacha	Yarbrough	Olive	Appleby	Hala'api'api
Eastern Michigan	Priester	Wingard	Pilapil	Makransky	Kamana	Nzeocha	Wacha	Yarbrough	Olive	Appleby	Hala'api'api
at Washington St.	Priester	Wingard	Epps	Finley	May	Nzeocha	Wacha	Yarbrough	Olive	Malauulu	Hala'api'api
New Mexico	Hull	Wingard	Epps	Finley	May	Nzeocha	Wacha	Yarbrough	Olive	Malauulu	Hala'api'api
at Appalachian St.	Priester	Wingard	Epps	Hull	May	Wacha	Tutein	Yarbrough	Olive	Appleby	Hala'api'api
at Air Force	Priester	Wingard	Epps	Hull	May	Wacha	Tutein	Yarbrough	Olive	Appleby	Hala'api'api
Nevada	Jennings	Wingard	Epps	Hull	May	Nzeocha	Kamana	Yarbrough	Olive	Appleby	Hala'api'api
at Boise State	Priester	Wingard	Epps	Hull	May	Wacha	Kamana	Yarbrough	Olive	Malauulu	Hala'api'api
at Utah State	Priester	Wingard	Epps	Hull	May	Wacha	Kamana	Yarbrough	Olive	Malauulu	Hala'api'api
Colorado State	Priester	Wingard	Epps	Hull	May	Wacha	Kamana	Yarbrough	Olive	Cain	Hala'api'api
at San Diego State	Priester	Wingard	Epps	Hull	May	Wacha	Kamana	Yarbrough	Olive	Malauulu	Hala'api'api
UNLV	Priester	Wingard	Epps	Hull	May	Wacha	Kamana	Yarbrough	Olive	Malauulu	Hala'api'api

## 2015 Season Captains

### Team Captains

- #2 Cameron Coffman, RSr., QB, Peculiar, Mo.
- #21 Shaun Wick, Sr., RB, Oxnard, Calif.
- #34 Siaosi Hala'api'api, Sr., DE, Honolulu, Hawai'i
- #45 Lucas Wach, Jr., LB, Texarkana, Texas
- #55 Eddie Yarbrough, Sr., DE, Aurora, Colo.
- #73 Chase Roullier, Jr., OG, Savage, Minn.





## GAME #1



# Wyoming 13, North Dakota 24

Sept. 5, 2015

War Memorial Stadium  
Laramie, Wyo.

The Wyoming Cowboys suffered a difficult 24-13 loss at the hands of the University of North Dakota in the 2015 season opener for both teams. Wyoming was hampered by 96 yards in penalties, while North Dakota accumulated 429 yards in total offense, including 276 rushing yards. Wyoming ended the day with 330 yards in total offense, 301 of those coming through the air.

Junior Tanner Gentry was a bright spot for the Cowboys catching nine passes for 176 yards, including his 92-yard TD reception. It was Gentry's first 100-yard receiving game of his career. Coffman ended the day completing 19 of 37 pass attempts (51.4 percent) for 282 yards and two touchdowns.

Wyoming was led in tackles by its two starting safeties, who both played in their first games as Cowboys. Redshirt freshman strong safety Chavez Pownell Jr. led the Cowboys with 16 tackles, while fellow redshirt freshman free safety Marcus Epps was credited with 11 tackles.

	1	2	3	4	Total
North Dakota	7	7	0	10	24
Wyoming	0	0	0	13	13

<b>Scoring summary</b>					
1st	04:44	UND John Santiago 52 yd run (Reid Taubenheim kick), 3-62 1:24			
2nd	14:52	UND Keaton Studsrud 44 yd run (Reid Taubenheim kick), 7-80 2:48			
4th	13:25	UND John Santiago 1 yd run (Reid Taubenheim kick), 8-80 3:23			
	13:03	WY GENTRY, Tanner 92 yd pass from COFFMAN, C. (BAILEY, Tristan kick failed), 3-92 0:22			
	07:10	UND Reid Taubenheim 45 yd field goal, 10-47 5:53, UND 24 - WY 6			
	05:44	WY MAYFIELD, Tyree 12 yd pass from COFFMAN, C. (BAILEY, Tristan kick), 7-53 1:26			

	UND	WY
FIRST DOWNS	23	14
RUSHES-YARDS (NET)	54-276	19-29
PASSING YDS (NET)	153	301
Passes Att-Comp-Int	23-13-0	39-20-0
TOTAL OFFENSE PLAYS-YARDS	77-429	58-330
Fumble Returns-Yards	0-0	0-0
Punt Returns-Yards	4-3	2-29
Kickoff Returns-Yards	0-0	3-68
Interception Returns-Yards	0-0	0-0
Punts (Number-Avg)	5-47.4	7-47.6
Fumbles-Lost	0-0	1-0
Penalties-Yards	6-56	8-96
Possession Time	37:14	22:46
Third-Down Conversions	9 of 17	3 of 13
Fourth-Down Conversions	0 of 1	1 of 3
Red-Zone Scores-Chances	1-2	1-1
Sacks By: Number-Yards	2-19	1-1

RUSHING:	North Dakota - John Santiago 24-148; Keaton Studsrud 8-59; Kyle Norberg 9-38 Wyoming - HILL, Brian 10-31; WICK, Shaun 6-15
PASSING:	North Dakota - Keaton Studsrud 13-23-0-153 Wyoming - COFFMAN, C. 19-37-0-282; ALLEN, Josh 1-2-0-19
RECEIVING:	North Dakota - Josh Seibel 3-37; Luke Stanley 3-28; Clive Georges 2-27 Wyoming - GENTRY, Tanner 9-176; MAULHARDT, Jake 5-53; HILL, Brian 3-35; HOLLISTER, J. 1-21; MAYFIELD, Tyree 1-12; PARKER, Joseph 1-4
INTERCEPTIONS:	North Dakota - None Wyoming - None.
FUMBLES:	North Dakota - None. Wyoming - MAULHARDT, Jake 1-0
SACKS (UA-A):	North Dakota - Austin Cieslak 0-1; Brian Labat 0-1; Taj Rich 1-0 Wyoming - YARBROUGH, E. 1-0
TACKLES (UA-A):	North Dakota - Will Ratelle 4-3; Cole Reyes 4-1; Deion Harris 3-1 Wyoming - POWNELL, Jr., C. 9-7; EPPS, Marcus 7-4; MAKRANSKY, A. 4-4; NZEOCHA, Eric 2-6; WACHA, Lucas 0-8; PRIESTER, Robert 4-2; KAMANA, Tim 3-2; MAY, D.J. 1-3; YARBROUGH, E. 1-2; HALA'API'API, S. 1-2; APPLEBY, Chase 0-3; WINGARD, Andrew 1-1; CAIN, Conner 1-1; FAJAU, Tavita 1-1; MCKENNA, Devin 0-2; MALAUULU, S. 1-0; OLIVE, Uso 0-1; GRANDERSON, C. 0-1



## GAME #2



# Wyoming 29, Eastern Michigan 48

Sept. 12, 2015

War Memorial Stadium  
Laramie, Wyo.

What began as a promising start for Wyoming quickly turned into the second consecutive home loss of the season for the Cowboys as the Eastern Michigan Eagles captured a 48-29 victory in Laramie in the first meeting between the two schools.

Despite the key loss at quarterback, Wyoming's rushing attack showed signs of what it can be as the Pokes rushed for 430 yards, marking the first time a Cowboy team had done that since rushing for 451 against San Diego State in 1988. Sophomore running back Brian Hill recorded the second 200-yard rushing performance of his career, ending the day with 242 yards on 21 carries and scoring two rushing touchdowns. Senior running back Shaun Wick ran for 76 yards and one TD, and moved into the No. 8 spot in career rushing at Wyoming. Wick has rushed for 2,173 yards during his Wyoming career. He moved past Dabby Dawson (2,124 yards), Alvester Alexander (2,127) and Walt Goffigan (2,167) on Saturday. Redshirt freshman quarterback Nick Smith added 65 rushing yards on 10 carries.

	1	2	3	4	Total
Eastern Michigan	14	24	7	3	48
Wyoming	7	7	15	0	29

<b>Scoring summary</b>					
1st	10:15	WY MURPHY, Justice 5 yd run (BAILEY, Tristan kick), 8-84 3:22			
	09:19	EMU VANN, Shaq 15 yd run (MULDER, Dylan kick), 3-75 0:56			
	01:54	EMU BROWNING, Sam 3 yd pass from ROBACK, Brogan (MULDER, Dylan kick), 11-75 4:13,			
2nd	14:11	EMU JACKSON, Darius 17 yd pass from ROBACK, Brogan (MULDER, Dylan kick), 8-53 2:43			
	09:44	EMU VANN, Shaq 74 yd run (MULDER, Dylan kick), 1-74 0:12			
	04:48	EMU JACKSON, Darius 2 yd run (MULDER, Dylan kick), 9-65 3:21			
	03:46	EMU MULDER, Dylan 39 yd field goal, 4-4 0:55			
	00:17	WY WICK, Shaun 1 yd run (BAILEY, Tristan kick), 10-75 3:29			
3rd	13:50	WY HILL, Brian 65 yd run (SMITH, Nick rush), 3-75 1:10			
	11:46	EMU DAUGHERTY, E. 64 yd pass from ROBACK, Brogan (MULDER, Dylan kick), 4-85 2:04			
	00:32	WY HILL, Brian 5 yd run (BAILEY, Tristan kick), 12-60 5:30			
4th	02:46	EMU MULDER, Dylan 41 yd field goal, 10-64 4:49			

	EMU	WY
FIRST DOWNS	19	26
RUSHES-YARDS (NET)	37-176	58-430
PASSING YDS (NET)	330	32
Passes Att-Comp-Int	25-18-0	17-6-0
TOTAL OFFENSE PLAYS-YARDS	62-506	75-462
Fumble Returns-Yards	0-0	0-0
Punt Returns-Yards	1-2	3-25
Kickoff Returns-Yards	1-15	0-0
Interception Returns-Yards	0-0	0-0
Punts (Number-Avg)	3-53.3	3-50.0
Fumbles-Lost	0-0	1-1
Penalties-Yards	4-45	4-30
Possession Time	26:44	33:16
Third-Down Conversions	7 of 12	6 of 15
Fourth-Down Conversions	0 of 0	3 of 4
Red-Zone Scores-Chances	4-4	3-6
Sacks By: Number-Yards	1-6	0-0

RUSHING:	Eastern Michigan - VANN, Shaq 16-129; JACKSON, Darius 17-52 Wyoming - HILL, Brian 21-242; WICK, Shaun 20-76; SMITH, Nick 10-65; ALLEN, Josh 3-40; MURPHY, Justice 2-6
PASSING:	Eastern Michigan - ROBACK, Brogan 17-24-0-330 Wyoming - SMITH, Nick 3-13-0-0; ALLEN, Josh 3-4-0-32
RECEIVING:	Eastern Michigan - DAUGHERTY, E. 3-105; CREEL, Dustin 3-76; STRANGE, Kris 3-63 Wyoming - HOLLISTER, J. 3-26; GENTRY, Tanner 1-6; MAULHARDT, Jake 1-6; HILL, Brian 1-minus 6
INTERCEPTIONS:	Eastern Michigan - None Wyoming - None.
FUMBLES:	Eastern Michigan - None. Wyoming - MURPHY, Justice 1-1
SACKS (UA-A):	Eastern Michigan - DAWSON, Clay 1-0 Wyoming - None
TACKLES (UA-A):	Eastern Michigan - IBE, Great 5-5; BECK, Jason 7-0; Wyoming - WINGARD, Andrew 6-6; WACHA, Lucas 6-4; PRIESTER, Robert 5-4; PILAPIL, Adam 3-4; NZEOCHA, Eric 4-2; MCKENNA, Devin 1-2; YARBROUGH, E. 0-3; GRANDERSON, C. 2-0; OLIVE, Uso 0-2; KAMANA, Tim 0-2; CAIN, Conner 0-2; FINLEY, Tyran 1-0; HALA'API'API, S. 1-0; APPLEBY, Chase 1-0; OVERSTREET, K. 1-0; IRVING, C. 0-1

SEASON OUTLOOK

COWBOY COACHES

THE COWBOYS

THE OPPONENTS

SEASON IN REVIEW

RECORDS & HISTORY

MOUNTAIN WEST

UW ADMINISTRATION



## GAME #3



## Wyoming 14, Washington State 31

Sept. 19, 2015  
Martin Stadium  
Pullman, Wash.

After a quick start by the Cowboys gave UW an early 14-7 lead, the Washington State Cougars came back to defeat Wyoming 31-14 in Martin Stadium in Pullman, Wash.

The Cowboys threw for a 296 yards. Coffman was 25-of-36 completing 69.4 percent of his passes with two touchdowns. Hill rushed 139 yards on 30 carries. He has rushed for 100 yards in six games in his career and six of his last eight contests.

Maulhardt hauled in a career-high 10 passes for a career-high 113 yards. Gentry had seven catches for 127 yards. It is his second 100-yard receiving game of his career and of the season. It is the first time Wyoming has had two wide receivers with 100-yards receiving in the same game since Robert Herron and Dominic Rufran did it against Hawai'i in 2013.

The Cowboys defense recorded three sacks on the night and seven tackles for loss. Senior Eddie Yarbrough recorded two sacks against the Cougars. He is now second all-time at Wyoming in tackles for loss with 32 in his career. Freshman Andrew Wingard led the Cowboys for the second-straight game with 12 tackles. Redshirt freshman Marcus Epps recorded his first career interception and the first of the season for the Cowboys in the third quarter.

	1	2	3	4	Total
Washington State	7	14	0	10	31
Wyoming	14	0	0	0	14

<b>Scoring summary</b>					
1st	10:29	WY GENTRY, Tanner 45 yd pass from COFFMAN, C. (BAILEY, Tristan kick)			
	04:02	WSU Falk, Luke 1 yd run (Powell, Erik kick), 8-44 2:27, WY 7 - WSU 7			
	01:03	WY MAULHARDT, Jake 5 yd pass from COFFMAN, C. (BAILEY, Tristan kick)			
2nd	13:02	WSU Williams, Dom 35 yd pass from Falk, Luke (Powell, Erik kick)			
	05:17	WSU Harrington, K. 36 yd run (Powell, Erik kick)			
4th	10:28	WSU Powell, Erik 22 yd field goal			
	02:00	WSU Williams, Dom 4 yd pass from Falk, Luke (Powell, Erik kick)			

	WY	WSU
<b>FIRST DOWNS</b>	22	19
<b>RUSHES-YARDS (NET)</b>	40-113	20-75
<b>PASSING YDS (NET)</b>	296	303
<b>Passes Att-Comp-Int</b>	36-25-1	45-37-1
<b>TOTAL OFFENSE PLAYS-YARDS</b>	76-409	65-378
<b>Fumble Returns-Yards</b>	0-0	0-0
<b>Punt Returns-Yards</b>	1-7	1-14
<b>Kickoff Returns-Yards</b>	5-137	2-47
<b>Interception Returns-Yards</b>	1-19	1-44
<b>Punts (Number-Avg)</b>	5-38.6	5-45.0
<b>Fumbles-Lost</b>	2-1	1-0
<b>Penalties-Yards</b>	8-57	5-43
<b>Possession Time</b>	33:25	26:35
<b>Third-Down Conversions</b>	7 of 16	7 of 15
<b>Fourth-Down Conversions</b>	0 of 1	1 of 2
<b>Red-Zone Scores-Chances</b>	1-2	3-3
<b>Sacks By: Number-Yards</b>	3-21	5-45

RUSHING:	WSU - Harrington, K. 6-68; Wicks, Gerard 8-29 Wyoming - HILL, Brian 20-139; WICK, Shaun 12-8; GENTRY, Tanner 1-6; EVANS, Nico 1-minus 1
PASSING:	WSU - Falk, Luke 37-45-1-303 Wyoming - COFFMAN, C. 25-36-1-296
RECEIVING:	WSU - Wicks, Gerard 8-33; Cracraft, River 7-83; Marks, Gabe 5-51 Wyoming - MAULHARDT, Jake 10-113; GENTRY, Tanner 7-127; HOLLISTER, J. 3-14; WICK, Shaun 2-14; HARSHMAN, Josh 1-13; HILL, Brian 1-9; PARKER, Joseph 1-6
INTERCEPTIONS:	WSU - Allison, Jerem. 1-44. Wyoming - EPPS, Marcus 1-19.
FUMBLES:	WSU - Falk, Luke 1-0. Wyoming - GENTRY, Tanner 1-1; WICK, Shaun 1-0.
SACKS (UA-A):	WSU - McLennan, Ivan 3-0; Palacio, Kache 2-0. Wyoming - YARBROUGH, E. 2-0; PROSSER, Kevin 1-0.
TACKLES (UA-A):	WSU - Pelluer, Peyton 9-5; Luani, Shalom 9-2; Palacio, Kache 7-0 Wyoming - WINGARD, Andrew 6-6; MAY, D.J. 5-2; NZEOCHA, Eric 6-0; YARBROUGH, E. 4-2; FINLEY, Tyrann 4-2; WACHA, Lucas 3-2; EPPS, Marcus 2-3; HALA'API'API.S. 2-2; PRIESTER, Robert 3-0; PROSSER, Kevin 2-0; HULL, Antonio 1-1; CAIN, Conner 1-0; OLIVE, Uso 1-0; GRANDERSON, C. 1-0; KIELY, Rafe 1-0; EVANS, Nico 1-0; FIELDS, Dalton 1-0.



## GAME #4



## Wyoming 28, New Mexico 38

Sept. 26, 2015  
War Memorial Stadium  
Laramie, Wyo.

The Wyoming passing attack generated a season high 366 passing yards and four touchdowns through the air, while the New Mexico rushing game accounted for 302 yards and four rushing TDs. But it was the Lobos who came away with a 38-28 road win in Laramie in the Mountain West Conference opener for both teams.

Despite a season-best performance from senior quarterback Cam Coffman, Wyoming penalties and an inability to stop the New Mexico rushing attack hampered the Cowboys throughout Saturday's conference opener. Coffman ended the day completing 30 of 42 passes for 366 yards, four touchdown passes and two interceptions. The completions, attempts, yards and TD passes were all season highs for him. But Wyoming also had a season high 10 penalties for 98 yards, and couldn't contain New Mexico quarterback Lamar Jordan and running back Jhurrel Pressley, who rushed for 147 and 103 yards, respectively.

	1	2	3	4	Total
New Mexico	14	14	7	3	38
Wyoming	0	14	7	7	28

<b>Scoring summary</b>					
1st	14:14	NM JORDAN, Lamar 56 yd run (SANDERS, Jason kick)			
	02:41	NM PRESSLEY, Jhu. 19 yd run (SANDERS, Jason kick)			
2nd	11:54	WY WICK, Shaun 13 yd pass from COFFMAN, C. (BAILEY, Tristan kick)			
	06:18	NM WIGGINS, Carlos 64 yd pass from JORDAN, Lamar (SANDERS, Jason kick)			
	01:21	NM McQUARLEY, R. 3 yd run (SANDERS, Jason kick)			
	00:26	WY HOLLISTER, J. 14 yd pass from COFFMAN, C. (BAILEY, Tristan kick)			
3rd	07:43	NM McQUARLEY, R. 43 yd run (SANDERS, Jason kick)			
	03:25	WY GENTRY, Tanner 11 yd pass from COFFMAN, C. (BAILEY, Tristan kick)			
4th	05:19	NM SANDERS, Jason 22 yd field goal, 4-5 2:05			
	00:43	WY HARSHMAN, Josh 26 yd pass from COFFMAN, C. (BAILEY, Tristan kick)			

	UNM	WY
<b>FIRST DOWNS</b>	15	26
<b>RUSHES-YARDS (NET)</b>	47-302	30-42
<b>PASSING YDS (NET)</b>	107	366
<b>Passes Att-Comp-Int</b>	8-5-0	42-30-2
<b>TOTAL OFFENSE PLAYS-YARDS</b>	55-409	72-408
<b>Fumble Returns-Yards</b>	0-0	0-0
<b>Punt Returns-Yards</b>	0-0	1-9
<b>Kickoff Returns-Yards</b>	2-45	0-0
<b>Interception Returns-Yards</b>	2-8	0-0
<b>Punts (Number-Avg)</b>	5-39.6	5-41.4
<b>Fumbles-Lost</b>	0-0	1-0
<b>Penalties-Yards</b>	6-69	10-98
<b>Possession Time</b>	29:51	30:09
<b>Third-Down Conversions</b>	5 of 12	7 of 14
<b>Fourth-Down Conversions</b>	1 of 1	1 of 2
<b>Red-Zone Scores-Chances</b>	3-3	3-4
<b>Sacks By: Number-Yards</b>	3-22	0-0

RUSHING:	New Mexico - JORDAN, Lamar 15-147; PRESSLEY, Jhu. 17-103 Wyoming - HILL, Brian 18-49; TAPSCOTT, Josh 1-3; WICK, Shaun 5-minus 2
PASSING:	New Mexico - JORDAN, Lamar 5-8-0-107 Wyoming - COFFMAN, C. 30-42-2-366
RECEIVING:	New Mexico - WIGGINS, Carlos 1-64; BUNDY, Marquis 1-20 Wyoming - GENTRY, Tanner 9-130; MAULHARDT, Jake 7-67; HOLLISTER, J. 5-75; WICK, Shaun 3-35
INTERCEPTIONS:	New Mexico - COX, Dakota 1-8; BYRD, Markel 1-0 Wyoming - None.
FUMBLES:	New Mexico - None. Wyoming - PRICE, James 1-0.
SACKS (UA-A):	New Mexico - COX, Dakota 1-1; CARSON, Kimmie 0-1; LANGFORD, Ryan 1-0 Wyoming - None
TACKLES (UA-A):	New Mexico - CARSON, Kimmie 8-2; COX, Dakota 5-3; HENRY, Daniel 4-2; DUNCAN, Donnie 5-0; JONES, Cranston 4-0 Wyoming - WACHA, Lucas 10-3; MAY, D.J. 6-1; WINGARD, Andrew 5-2; YARBROUGH, Eddie 4-0; FINLEY, Tyrann 3-0; APPLEBY, Chase 2-1; PRIESTER, Robert 2-1; NZEOCHA, Eric 1-2; HALA'API'API.S. 2-0; GRANDERSON, C. 1-1; OVERSTREET, K. 1-0; HULL, Antonio 1-0; EPPS, Marcus 1-0; KAMANA, Tim 1-0; MCKENNA, Devin 0-1.





## GAME #5



# Wyoming 13, Appalachian State 31

Oct. 3, 2015

Kidd Brewer Stadium  
Boone, N.C.

A pair of early touchdowns hindered the Cowboys in a 31-13 loss to Appalachian State at Kidd Brewer Stadium in Boone, N.C. Sophomore running back Brian Hill rushed for 208 yards in the game on 30 carries. It was his third career 200-yard rushing performance of his career and the second of the season.

The Pokes held Appalachian State to only 65 yards passing. It was the first time UW held an opponent to under 100 yards passing since Cal Poly threw for 34 yards in 2012. The Cowboy defense also did not allow a third-down conversion in the entire contest.

True freshman Andrew Wingard led the Cowboys in tackles with eight tackles. Redshirt freshman Marcus Epps finished with five tackles and recorded his second interception of the season in the first half. Junior linebacker Lucas Wachua, the Cowboys' leading tackler had seven stops on the night.

Hill's 30 carries was a career-high and was the most by a Cowboy since Devin Moore carried the ball 32 times at Tennessee in 2008. Hill has rushed for more than 100 yards seven times in his career and in seven of his last 10 games. He is the first 200 yard rusher against App State since 2005.

	1	2	3	4	Total
<b>App State</b>	<b>14</b>	<b>7</b>	<b>7</b>	<b>3</b>	<b>31</b>
<b>Wyoming</b>	<b>0</b>	<b>7</b>	<b>0</b>	<b>6</b>	<b>13</b>

<b>Scoring summary</b>		
1st	14:41	APP Cox, Marcus 59 yd run (Matics, Zach kick)
	10:55	APP Gibbs, Latrell 91 yd interception return (Matics, Zach kick)
2nd	14:56	WY HILL, Brian 2 yd run (BAILEY, Tristan kick)
	00:12	APP McElfresh, S. 18 yd pass from Lamb, Taylor (Matics, Zach kick)
3rd	07:27	APP Lamb, Taylor 9 yd run (Matics, Zach kick)
4th	03:06	APP Matics, Zach 51 yd field goal
	00:44	WY TAPSCOTT, Josh 8 yd pass from COFFMAN, C. (BAILEY, Tristan kick failed)

	WY	APP State
<b>FIRST DOWNS</b>	18	14
<b>RUSHES-YARDS (NET)</b>	51-218	34-249
<b>PASSING YDS (NET)</b>	155	65
<b>Passes Att-Comp-Int</b>	19-14-1	12-3-1
<b>TOTAL OFFENSE PLAYS-YARDS</b>	70-373	46-314
<b>Fumble Returns-Yards</b>	0-0	0-0
<b>Punt Returns-Yards</b>	2-9	0-0
<b>Kickoff Returns-Yards</b>	4-106	2-47
<b>Interception Returns-Yards</b>	1-8	1-91
<b>Punts (Number-Avg)</b>	5-36.6	5-40.4
<b>Fumbles-Lost</b>	3-2	0-0
<b>Penalties-Yards</b>	7-65	4-30
<b>Possession Time</b>	37:54	22:06
<b>Third-Down Conversions</b>	5 of 14	0 of 8
<b>Fourth-Down Conversions</b>	1 of 3	1 of 2
<b>Red-Zone Scores-Chances</b>	2-6	2-2
<b>Sacks By: Number-Yards</b>	0-0	4-43

<b>RUSHING:</b>	<b>App State</b> - Cox, Marcus 15-178; Upshaw, T. 10-25 <b>Wyoming</b> - HILL, Brian 30-208; TAPSCOTT, Josh 5-24; GENTRY, Tanner 1-15;
<b>PASSING:</b>	<b>App State</b> - Lamb, Taylor 3-12-1-65 <b>Wyoming</b> - COFFMAN, C. 14-19-1-155
<b>RECEIVING:</b>	<b>App State</b> - Meadors, S. 1-38; McElfresh, S. 1-18 <b>Wyoming</b> - GENTRY, Tanner 3-77; HOLLISTER, J. 2-27; TAPSCOTT, Josh 2-10; MAULHARDT, Jake 2-8; PARKER, Joseph 1-9
<b>INTERCEPTIONS:</b>	<b>App State</b> - Gibbs, Latrell 1-91 <b>Wyoming</b> - EPPS, Marcus 1-8
<b>FUMBLES:</b>	<b>App State</b> - None. <b>Wyoming</b> - COFFMAN, C. 2-1; EVANS, Nico 1-1
<b>SACKS (UA-A):</b>	<b>App State</b> - Blair, Ronald 1-0; Dada, Olawale 1-0; Stringer, Devan 1-0; Law, John 1-0. <b>Wyoming</b> - None
<b>TACKLES (UA-A):</b>	<b>App State</b> - Law, John 4-9; Stringer, Devan 4-2; Williams, Mondo 4-2 <b>Wyoming</b> - WINGARD, Andrew 6-2; WACHA, Lucas 5-2; EPPS, Marcus 4-1; YARBROUGH, Eddie 2-3; MAY, D.J. 2-1; GRANDERSON, C. 2-1; TUTTEIN, Will 1-2; HALA'API'API, S. 1-2; PRIESTER, Robert 2-0; APPLEBY, Chase 1-1; HULL, Antonio 1-0; MURPHY, Justice 1-0; CAIN, Conner 0-1



## GAME #6



# Wyoming 17 Air Force 31

Oct. 10, 2015

Falcon Stadium  
Colorado Springs, Colo.

A strong second half by the Air Force offense lifted the Falcons past the Wyoming Cowboys, 31-17. Sophomore Brian Hill rushed for 128 yards in the contest. He has rushed for more than 100 yards in four games this season and has 100 or more rushing yards in eight of his last 11 contests.

The two teams combined for six turnovers in the game. Wyoming recorded four turnovers with the Falcons recording two turnovers on the night. The Cowboy defense was strong in the first half allowing a season-low seven points in the frame. The Cowboys offense had 307 total yards on the night, which was a season-low.

Air Force scored 24 points in the second half to pick up the win. The Cowboys offense came alive in the four quarter with a pair of scores, but it was not enough to complete a comeback. Wyoming's fourth quarter touchdowns came off of redshirt senior quarterback Cameron Coffman connecting with junior wide receiver Jake Maulhardt on a pair of touchdown passes.

	1	2	3	4	Total
<b>Air Force</b>	<b>0</b>	<b>7</b>	<b>7</b>	<b>17</b>	<b>31</b>
<b>Wyoming</b>	<b>0</b>	<b>3</b>	<b>0</b>	<b>14</b>	<b>17</b>

<b>Scoring summary</b>		
2nd	14:21	AF DAVERN, Shayne 6 yd run (OEHRLE, Drew kick)
	03:59	WY BAILEY, Tristan 41 yd field goal
3rd	05:27	AF ROBERTS, Karson 9 yd run (OEHRLE, Drew kick)
4th	14:37	AF BROWN, Garrett 56 yd pass from ROBINETTE, Jale (OEHRLE, Drew kick)
	14:18	AF DAVERN, Shayne 46 yd run (OEHRLE, Drew kick)
	10:24	WY MAULHARDT, Jake 17 yd pass from COFFMAN, C. (BAILEY, Tristan kick)
	07:30	AF OEHRLE, Drew 49 yd field goal, 5-43 2:54, WY 10 - AF 31
	01:03	WY MAULHARDT, Jake 31 yd pass from COFFMAN, C. (BAILEY, Tristan kick)

	WY	AF
<b>FIRST DOWNS</b>	19	16
<b>RUSHES-YARDS (NET)</b>	35-115	58-299
<b>PASSING YDS (NET)</b>	192	80
<b>Passes Att-Comp-Int</b>	29-15-2	10-5-1
<b>TOTAL OFFENSE PLAYS-YARDS</b>	64-307	68-379
<b>Fumble Returns-Yards</b>	0-0	0-0
<b>Punt Returns-Yards</b>	1-2	1-6
<b>Kickoff Returns-Yards</b>	1-25	1-24
<b>Interception Returns-Yards</b>	1-0	2-0
<b>Punts (Number-Avg)</b>	8-47.1	6-44.5
<b>Fumbles-Lost</b>	3-2	1-1
<b>Penalties-Yards</b>	1-10	2-30
<b>Possession Time</b>	29:23	30:37
<b>Third-Down Conversions</b>	2 of 12	5 of 14
<b>Fourth-Down Conversions</b>	1 of 1	0 of 0
<b>Red-Zone Scores-Chances</b>	2-3	2-2
<b>Sacks By: Number-Yards</b>	0-0	4-27

<b>RUSHING:</b>	<b>Air Force</b> - DAVERN, Shayne 13-130; ROBERTS, Karson 15-78 <b>Wyoming</b> - HILL, Brian 24-128; EVANS, Nico 3-5; OVERSTREET, K. 1-2
<b>PASSING:</b>	<b>Air Force</b> - ROBERTS, Karson 4-9-1-24 <b>Wyoming</b> - COFFMAN, C. 15-29-2-192
<b>RECEIVING:</b>	<b>Air Force</b> - BROWN, Garrett 3-59; ROBINETTE, Jale 1-11 <b>Wyoming</b> - MAULHARDT, Jake 5-65; GENTRY, Tanner 4-76; HILL, Brian 2-6; PARKER, Joseph 1-15; HOLLISTER, J. 1-15; BERGER, Justin 1-13; MONTGOMERY, T. 1-2
<b>INTERCEPTIONS:</b>	<b>Air Force</b> - HICKS, Brodie 2-0 <b>Wyoming</b> - PRIESTER, Robert 1-0
<b>FUMBLES:</b>	<b>Air Force</b> - ROBINETTE, Jale 1-1 <b>Wyoming</b> - HILL, Brian 2-2; GENTRY, Tanner 1-0
<b>SACKS (UA-A):</b>	<b>Air Force</b> - ALEXANDER, Clau 3-0; BYERS, Samuel 1-0 <b>Wyoming</b> - None
<b>TACKLES (UA-A):</b>	<b>Air Force</b> - ALEXANDER, Clau 4-5; HICKS, Brodie 5-3; STEELHAMMER, We 2-6 <b>Wyoming</b> - WINGARD, Andrew 6-4; WACHA, Lucas 5-4; NZEOCHA, Eric 5-3; PRIESTER, Robert 5-1; EPPS, Marcus 5-0; GRANDERSON, C. 4-1; HULL, Antonio 1-4; YARBROUGH, Eddie 2-2; KAMANA, Tim 2-1; HALA'API'API, S. 1-1; APPLEBY, Chase 1-1; BACH, Luis 1-1; MAY, D.J. 1-1; OLIVE, Uso 0-2; CAIN, Conner 1-0; TEAM 1-0; JENNINGS, C.J. 1-0; TUTTEIN, Will 1-0; MALAUULU, S. 0-1; PILAPIL, Adam 0-1

SEASON OUTLOOK

COWBOY COACHES

THE COWBOYS

THE OPPONENTS

SEASON IN REVIEW

RECORDS & HISTORY

MOUNTAIN WEST

UW ADMINISTRATION



## GAME #7 NEVADA

## Wyoming 28, Nevada 21

Oct. 17, 2015

War Memorial Stadium  
Laramie, Wyo.

Wyoming quarterback Cameron Coffman was near perfect on the day throwing the football. Running back Brian Hill rushed for 188 yards, and the Cowboy defense came up with the big play at the end of the game as Wyoming captured a 28-21 home win over Nevada for its first win of the season. The Cowboys led wire-to-wire in the victory before a Homecoming day crowd.

Coffman ended the day completing 18 of 20 passes (90.0 percent) for 213 yards and three touchdown passes to three different receivers. The redshirt senior concluded his outstanding day with a quarterback rating of 229.0. He threw an 18-yard touchdown pass to junior tight end Jacob Hollister for Wyoming's first score of the game with 10:28 remaining in the second quarter. Then with 1:30 remaining in the second quarter, Coffman connected with the Mountain West's leading receiver, Tanner Gentry, on a 27-yard TD strike. Coffman concluded the first half with a 12-yard pass to junior wide receiver Jake Maulhardt with 12 seconds remaining to put the Pokes up 21-7 at halftime. On that final drive of the half, Coffman was 3-for-3 passing for 29 yards and had an 18-yard run to account for all 47 yards on the drive.

	1	2	3	4	Total
Nevada	0	7	7	7	21
Wyoming	0	21	7	0	28

## Scoring summary

2nd	10:28	WY HOLLISTER, J. 18 yd pass from COFFMAN, C. (BAILEY, Tristan kick)
	06:10	NEV JACKSON, Don 7 yd run (ZUZO, Brent kick), 10-75 4:18
	01:30	WY GENTRY, Tanner 27 yd pass from COFFMAN, C. (BAILEY, Tristan kick)
	00:27	WY MAULHARDT, Jake 12 yd pass from COFFMAN, C. (BAILEY, Tristan kick)
3rd	11:21	WY OVERSTREET, K. 5 yd run (BAILEY, Tristan kick)
	00:56	NEV GIPSON, Jarred 12 yd pass from STEWART, Tyler (ZUZO, Brent kick)
4th	06:36	NEV RICHARDSON, J. 7 yd pass from STEWART, Tyler (ZUZO, Brent kick)

	Nevada	WY
FIRST DOWNS	27	25
RUSHES-YARDS (NET)	30-118	51-272
PASSING YDS (NET)	287	213
Passes Att-Comp-Int	41-25-0	20-18-0
TOTAL OFFENSE PLAYS-YARDS	71-405	71-485
Fumble Returns-Yards	0-0	0-0
Punt Returns-Yards	0-0	1-12
Kickoff Returns-Yards	2-32	2-28
Interception Returns-Yards	0-0	0-0
Punts (Number-Avg)	3-39.0	3-49.0
Fumbles-Lost	1-0	1-0
Penalties-Yards	5-41	7-71
Possession Time	25:15	34:45
Third-Down Conversions	6 of 12	7 of 13
Fourth-Down Conversions	0 of 2	1 of 1
Red-Zone Scores-Chances	3-3	3-5
Sacks By: Number-Yards	0-0	1-18

RUSHING: Nevada - BUTLER, James 10-51; JACKSON, Don 11-44  
Wyoming - HILL, Brian 33-188; COFFMAN, C. 5-32; OVERSTREET, K. 8-27

PASSING: Nevada - STEWART, Tyler 25-41-0-287  
Wyoming - COFFMAN, C. 18-20-0-213

RECEIVING: Nevada - HENDERSON, H. 8-112; RICHARDSON, J. 6-82; DEMPS, Wyatt 6-53  
Wyoming - MAULHARDT, Jake 6-54; GENTRY, Tanner 4-86; HOLLISTER, J. 3-36; HILL, Brian 3-15; OVERSTREET, K. 2-22

INTERCEPTIONS: Nevada - None  
Wyoming - None

FUMBLES: Nevada - STEWART, Tyler 1-0  
Wyoming - COFFMAN, C. 1-0

SACKS (UA-A): Nevada - None  
Wyoming - MAY, D.J. 1-0

TACKLES (UA-A): Nevada - DOBRICH, Jordan 7-6; RUFUS, Asauni 5-4; BABER, Dameron 6-0  
Wyoming - JENNINGS, C.J. 7-2; WINGARD, Andrew 6-3; MAY, D.J. 6-3; EPPS, Marcus 6-2; YARBROUGH, Eddie 2-3; HULL, Antonio 4-0; GRANDERSON, C. 2-1; KAMANA, Tim 1-2; HALA'API'APLS. 0-3; NZEOCHA, Eric 1-1; MALAUULU, S. 0-2; OLIVE, Uso 0-2; PROSSER, Kevin 1-0; PILAPIL, Adam 1-0; FIELDS, Dalton 0-1; CAIN, Conner 0-1.



## GAME #8



## Wyoming 14, Boise State 34

Oct. 24, 2015

Albertsons Stadium  
Boise, Idaho

An early deficit for the University of Wyoming Cowboy football team was too much to overcome in a 34-14 loss to Boise State in Albertson's Stadium in Boise, Idaho. The Broncos led 24-7 going into the second half on the way to the win. Sophomore running back Brian Hill made history becoming the fastest Cowboy to reach 1,000 yards rushing in a season.

Coffman finished his day 8-for-13 for 70 yards with one touchdown and one interception. Redshirt freshman Nick Smith threw for 53 yards on 4-of-8 passing. He also rushed for 18 yards. Maulhardt had six catches for 76 yards and one touchdown.

Defensively, junior D.J. May led the Cowboys with a career-high 14 tackles. He also added a tackle for loss. Redshirt freshman Andrew Wingard added 11 tackles for his fourth double-digit tackle contest of the season.

	1	2	3	4	Total
Boise State	17	7	10	0	34
Wyoming	0	7	0	7	14

## Scoring summary

1st	09:45 BSU	SPERBECK, T. 13 yd pass from RYPIEN, Brett (RAUSA, Tyler kick)
	04:34 BSU	RAUSA, Tyler 39 yd field goal, 7-36 3:31
	01:38 BSU	McNICHOLS, J. 1 yd run (RAUSA, Tyler kick)
2nd	07:37 BSU	McNICHOLS, J. 4 yd pass from RYPIEN, Brett (RAUSA, Tyler kick)
	00:57 WY	MAULHARDT, Jake 15 yd pass from COFFMAN, C. (BAILEY, Tristan kick)
3rd	11:16 BSU	SPERBECK, T. 36 yd pass from RYPIEN, Brett (RAUSA, Tyler kick)
	01:54 BSU	RAUSA, Tyler 28 yd field goal, 6-49 2:20
4th	12:11 WY	SMITH, Nick 6 yd run (BAILEY, Tristan kick)

	WY	BSU
FIRST DOWNS	16	24
RUSHES-YARDS (NET)	33-110	47-207
PASSING YDS (NET)	123	211
Passes Att-Comp-Int	21-12-1	28-22-0
TOTAL OFFENSE PLAYS-YARDS	54-233	75-418
Fumble Returns-Yards	0-0	0-0
Punt Returns-Yards	0-0	3-12
Kickoff Returns-Yards	4-80	2-58
Interception Returns-Yards	0-0	1-45
Punts (Number-Avg)	7-38.1	3-41.0
Fumbles-Lost	1-0	2-1
Penalties-Yards	5-35	8-74
Possession Time	28:25	31:35
Third-Down Conversions	3 of 10	12 of 19
Fourth-Down Conversions	0 of 0	1 of 1
Red-Zone Scores-Chances	2-2	4-5
Sacks By: Number-Yards	0-0	3-18

RUSHING: Boise St. - McNICHOLS, J. 33-166; YOUNG, Kelsey 9-29  
Wyoming - HILL, Brian 23-76; EVANS, Nico 3-25; SMITH, Nick 5-18

PASSING: Boise St. - RYPIEN, Brett 22-28-0-211  
Wyoming - COFFMAN, C. 8-13-1-70; SMITH, Nick 4-8-0-53.

RECEIVING: Boise St. - McNICHOLS, J. 7-36; SPERBECK, T. 6-84; WILLIAMS-RHODES 3-18  
Wyoming - MAULHARDT, Jake 6-76; HILL, Brian 3-26; HOLLISTER, J. 2-16; PARKER, Joseph 1-5

INTERCEPTIONS: Boise St. - HORN, Tyler 1-45  
Wyoming - None

FUMBLES: Boise St. - WILLIAMS-RHODES 1-0; LUCERO, D. 1-1  
Wyoming - SMITH, Nick 1-0

SACKS (UA-A): Boise St. - THOMPSON, D. 1-0; GRAY, Tyler 1-0; MOA, David 1-0  
Wyoming - None

TACKLES (UA-A): Boise St. - THOMPSON, D. 5-2; WEAVER, Ben 3-4; MARTARANO, J. 2-4  
Wyoming - MAY, D.J. 7-7; WINGARD, Andrew 10-1; EPPS, Marcus 6-2; WACHA, Lucas 4-4; PRIESTER, Robert 6-1; GRANDERSON, C. 2-4; YARBROUGH, Eddie 2-3; KAMANA, Tim 3-1; MALAUULU, S. 3-0; HULL, Antonio 1-2; HALA'API'APLS. 2-0; OLIVE, Uso 0-2; ROULLIER, Chase 1-0; EVANS, Nico 1-0; HILL, Brian 1-0; PROSSER, Kevin 0-1





GAME #9



## Wyoming 27, Utah State 58

Oct. 30, 2015

Romney Stadium  
Logan, Utah

After a tightly contested opening quarter the Wyoming Cowboys fell to Utah State, 58-27 in Maverik Stadium in Logan, Utah on Friday evening. Sophomore running back Brian Hill rushed for 201 yards. He became the first Cowboy rusher to rush for over 200 yards in four different games in their career.

Hill now ranks fourth in single-season rushing in UW history with 1,262. He also eclipsed 2,000 career rushing yards and now has 2,058 in his career and needs 69 yards to move into the top-10 in career rushing yards at Wyoming. He piled up 138 yards in the first half and has rushed for over 100 yards in an opening half four times in his career.

Defensively, freshman Andrew Wingard recorded a career-high 15 tackles. He was followed by redshirt freshman Marcus Epps with 13 tackles.

	1	2	3	4	Total
Utah State	14	16	7	21	58
Wyoming	7	7	7	6	27

<b>Scoring summary</b>					
1st	12:45	USU	HOUSTON, Wyatt 8 yd pass from MYERS, Kent (WARREN, Brock kick)		
	05:43	WY	MAULHARDT, Jake 9 yd pass from SMITH, Nick (BAILEY, Tristan kick)		
	01:08	USU	MAYS, Devante 11 yd run (WARREN, Brock kick)		
2nd	09:04	USU	MAYS, Devante 2 yd run (WARREN, Brock kick)		
	06:54	WY	HILL, Brian 47 yd run (BAILEY, Tristan kick)		
	01:39	USU	WARREN, Brock 22 yd field goal		
	00:34	USU	ROCQUEMORE, Jon 14 yd blocked punt return (WARREN, Brock kick blockd)		
3rd	10:09	USU	MYERS, Kent 5 yd run (WARREN, Brock kick)		
	01:25	WY	SMITH, Nick 3 yd run (BAILEY, Tristan kick)		
4th	12:34	USU	SWINDALL, Brand 19 yd pass from MYERS, Kent (WARREN, Brock kick)		
	09:52	USU	HOUSTON, Wyatt 25 yd pass from MYERS, Kent (WARREN, Brock kick)		
	06:34	USU	COLSTON-GREEN, J 34 yd pass from HOBBS, Damion (WARREN, Brock kick)		
	00:16	WY	MAULHARDT, Jake 8 yd pass from SMITH, Nick (BAILEY, Tristan kick failed)		

	WY	USU
FIRST DOWNS	22	34
RUSHES-YARDS (NET)	49-270	43-296
PASSING YDS (NET)	83	296
Passes Att-Comp-Int	18-10-0	19-16-0
TOTAL OFFENSE PLAYS-YARDS	67-353	62-592
Fumble Returns-Yards	0-0	0-0
Punt Returns-Yards	0-0	3-49
Kickoff Returns-Yards	3-73	3-43
Interception Returns-Yards	0-0	0-0
Punts (Number-Avg)	6-31.0	1-38.0
Fumbles-Lost	0-0	1-1
Penalties-Yards	4-33	3-25
Possession Time	33:05	26:55
Third-Down Conversions	4 of 13	3 of 6
Fourth-Down Conversions	2 of 3	1 of 1
Red-Zone Scores-Chances	3-3	6-6
Sacks By: Number-Yards	0-0	1-7

RUSHING:	USU - MAYS, Devante 22-176; MYERS, Kent 11-48 Wyoming - HILL, Brian 26-201; SMITH, Nick 19-53
PASSING:	USU - MYERS, Kent 14-17-0-246 Wyoming - Wyoming-SMITH, Nick 10-18-0-83
RECEIVING:	USU - HOUSTON, Wyatt 4-66; SWINDALL, Brand 3-50; ROBERTS, Braelo 3-27 Wyoming - MAULHARDT, Jake 4-30; PRICE, James 2-16; MURPHY, J. 1-17
INTERCEPTIONS:	USU - None Wyoming - None
FUMBLES:	USU - HUNT, LaJuan 1-1 Wyoming - None
SACKS (UA-A):	USU - GREEN, Torrey 1-0 Wyoming - None
TACKLES (UA-A):	USU - VIGIL, Nick 6-7; EVANS, Marwin 1-6; FACKRELL, Kyler 1-5 Wyoming - WINGARD, Andrew 9-6; EPPS, Marcus 7-6; YARBROUGH, Eddie 3-7; WACHA, Lucas 2-7; HULL, Antonio 3-3; MALAUULU, S. 1-3; PRIESTER, Robert 1-3; PILAPIL, Adam 1-2; MAY, D.J. 1-2; KAMANA, Tim 0-3; NZEOCHA, Eric 1-1; JENNINGS, C.J. 1-1; GRANDERSON, C. 0-1; OVERSTREET, K. 0-1



GAME #10



## Wyoming 7, Colorado State 26

Nov. 7, 2015

War Memorial Stadium  
Laramie, Wyo.

The Wyoming Cowboys got off to a slow start, while Colorado State scored on its first four possessions of the game, resulting in a 26-7 home loss for the Cowboys in the 107th meeting in the "Border War" series.

On the day, the Cowboys were unable to get their offense on track. Wyoming entered the game averaging 177 rushing yards per game and 196 passing for a combined average of 373. But Saturday, the Cowboys could manage only 239 total yards -- 130 rushing and 109 passing. UW also turned the ball over four times on three lost fumbles and one interception, while forcing only one turnover by the Rams.

While Wyoming's standout running back Brian Hill moved into second place on UW's single-season rushing list on Saturday, he was held to 65 yards rushing -- 75 yards under his average of 140 per game. Hill has run for 1,327 yards thus far this season to rank No. 2 in Wyoming history behind Ryan Christopherson's 1,455 yards in 1994.

	1	2	3	4	Total
Colorado State	17	6	3	0	26
Wyoming	0	0	0	7	7

<b>Scoring summary</b>					
1st	09:34	CS	MATTHEWS, Izzy 2 yd run (BRYAN, Wyatt kick)		
	05:40	CS	BRYAN, Wyatt 33 yd field goal		
	01:51	CS	MATTHEWS, Izzy 9 yd run (BRYAN, Wyatt kick)		
2nd	08:14	CS	STEVENS, Nick 1 yd run (BRYAN, Wyatt kick blockd)		
3rd	00:26	CS	BRYAN, Wyatt 31 yd field goal		
4th	02:25	WY	HILL, Brian 4 yd run (BAILEY, Tristan kick)		

	CSU	WY
FIRST DOWNS	22	14
RUSHES-YARDS (NET)	55-228	34-130
PASSING YDS (NET)	120	109
Passes Att-Comp-Int	15-11-1	21-10-1
TOTAL OFFENSE PLAYS-YARDS	70-348	55-239
Fumble Returns-Yards	0-0	0-0
Punt Returns-Yards	3-5	1-16
Kickoff Returns-Yards	2-33	2-43
Interception Returns-Yards	1-0	1-0
Punts (Number-Avg)	5-49.2	6-41.7
Fumbles-Lost	0-0	3-3
Penalties-Yards	10-101	9-66
Possession Time	37:20	22:40
Third-Down Conversions	3 of 11	2 of 9
Fourth-Down Conversions	2 of 2	0 of 1
Red-Zone Scores-Chances	5-6	1-1
Sacks By: Number-Yards	3-15	1-5

RUSHING:	Colorado St. - DAWKINS, Dalyn 25-140; MATTHEWS, Izzy 16-55 Wyoming - HILL, Brian 21-65; OVERSTREET, K. 2-31
PASSING:	Colorado St. - STEVENS, Nick 11-15-1-120 Wyoming - SMITH, Nick 10-21-1-109
RECEIVING:	Colorado St. - CARTWRIGHT, Kiv 4-56; HIGGINS, Rashar 4-49 Wyoming - PRICE, James 3-31; MAULHARDT, Jake 3-25; HILL, Brian 2-25
INTERCEPTIONS:	Colorado St. - MATTHEWS, Trent 1-0 Wyoming - WINGARD, Andrew 1-0
FUMBLES:	Colorado St. - None Wyoming - SMITH, Nick 2-2; HILL, Brian 1-1
SACKS (UA-A):	Colorado St. - ROBINSON, Kiel 2-0; CLYBURN, Deonte 0-1; MICHEL, Steve 0-1 Wyoming - YARBROUGH, Eddie 1-0
TACKLES (UA-A):	Colorado St. - DAVIS, Kevin 6-2; CLYBURN, Deonte 4-3; SIMMONS, Tyree 5-1 Wyoming - EPPS, Marcus 11-2; WACHA, Lucas 4-8; WINGARD, Andrew 10-1; YARBROUGH, Eddie 3-5; KAMANA, Tim 3-3; PRIESTER, Robert 4-1; OLIVE, Use 0-5; MAY, D.J. 2-2; CAIN, Conner 1-3; HALA'API'APLS. 2-1; TUTEIN, Will 1-2; HULL, Antonio 2-0; MALAUULU, S. 1-1; MAYFIELD, Tyree 1-0; JENNINGS, C.J. 1-0; MAKRAANSKY, A. 1-0; FIELDS, Dalton 0-1; GRANDERSON, C. 0-1

SEASON OUTLOOK

COWBOY COACHES

THE COWBOYS

THE OPPONENTS

SEASON IN REVIEW

RECORDS & HISTORY

MOUNTAIN WEST

UW ADMINISTRATION



## GAME #11



## Wyoming 3, San Diego State 38

Nov. 14, 2015

Qualcomm Stadium  
San Diego, Calif.

The Wyoming Cowboys faced the hottest team in the Mountain West Conference on Saturday as the San Diego State Aztecs won their sixth consecutive conference game by a final score of 38-3 over the Cowboys.

Wyoming could generate only 191 yards of total offense on the night, while SDSU concluded the game with 431 total yards. The Aztecs were led by two 100-yard rushers in running backs Chase Price and Donnel Pumphrey, who ran for 152 and 140 yards, respectively. UW's junior wide receiver Jake Maulhardt recorded the second 100-yard receiving game of his career, with 107 yards on five receptions, and sophomore running back Brian Hill ran for 72 yards on the night to lead the Wyoming offense.

The Aztecs took a 14-0 lead at the end of the first quarter and added a touchdown with only 29 seconds remaining in the second quarter to post a 21-0 halftime lead. SDSU would score the only points in the third quarter on a field goal to build its lead to 24-0, before Wyoming would put its only points on the board early in the fourth quarter on a 31-yard field goal by freshman place-kicker Tristan Bailey. The Aztecs would add two TDs in the fourth quarter to cap off the 38-3 victory.

	1	2	3	4	Total
San Diego State	14	7	3	14	38
Wyoming	0	0	0	3	3

## Scoring summary

1st 07:39	SDSU	PRICE, Chase 4 yd run (HAGEMAN, Donny kick)
00:09	SDSU	HOLDER, Mikah 7 yd pass from SMITH, Maxwell (HAGEMAN, Donny kick)
2nd 00:29	SDSU	HOLDER, Mikah 4 yd pass from SMITH, Maxwell (HAGEMAN, Donny kick)
3rd 04:50	SDSU	HAGEMAN, Donny 26 yd field goal
4th 13:30	WY	BAILEY, Tristan 31 yd field goal
08:33	SDSU	BRUNSKILL, Dani 2 yd pass from SMITH, Maxwell (HAGEMAN, Donny kick)
03:02	SDSU	PRICE, Chase 2 yd run (HAGEMAN, Donny kick)

	WY	SDSU
FIRST DOWNS	12	25
RUSHES-YARDS (NET)	32-62	53-293
PASSING YDS (NET)	129	138
Passes Att-Comp-Int	21-9-2	19-12-0
TOTAL OFFENSE PLAYS-YARDS	53-191	72-431
Fumble Returns-Yards	2-5	0-0
Punt Returns-Yards	1-3	2-5
Kickoff Returns-Yards	5-121	2-50
Interception Returns-Yards	0-0	2-20
Punts (Number-Avg)	7-36.6	3-41.0
Fumbles-Lost	1-1	2-2
Penalties-Yards	7-63	3-40
Possession Time	25:15	34:45
Third-Down Conversions	1 of 13	7 of 12
Fourth-Down Conversions	2 of 2	0 of 0
Red-Zone Scores-Chances	1-2	6-6
Sacks By: Number-Yards	2-11	5-32

RUSHING:	SDSU - PRICE, Chase 17-152; PUMPHREY, Donne 29-140 Wyoming - HILL, Brian 20-72; OVERSTREET, K. 2-11
PASSING:	SDSU - SMITH, Maxwell 12-19-0-138 Wyoming - COFFMAN, C. 9-21-2-129
RECEIVING:	SDSU - HOLDER, Mikah 3-36; PUMPHREY, Donne 3-29 Wyoming - MAULHARDT, Jake 5-107; PRICE, James 2-18; MAYFIELD, Tyree 2-4
INTERCEPTIONS:	SDSU - WHITTAKER, J.J. 1-10; SMITH, Malik 1-10 Wyoming - None
FUMBLES:	SDSU - JUDGE, Eric 1-1; PUMPHREY, Donne 1-1 Wyoming - WINGARD, Andrew 1-1
SACKS (UA-A):	SDSU - BARRETT, Alex 2-0; SANCHEZ, Jon 1-0; MCGEE, Na'im 1-0; HEYWARD, Christ 1-0 Wyoming - GRANDERSON, C. 1-0; YARBROUGH, Eddie 1-0
TACKLES (UA-A):	SDSU - MUNSON, Calvin 2-5; HEYWARD, Christ 3-2; MCGEE, Na'im 3-2 Wyoming - WINGARD, Andrew 12-4; WACHA, Lucas 5-4; MAY, D.J. 5-3; HULL, Antonio 4-3; HALA'API'APIS, S. 5-1; GRANDERSON, C. 4-2; EPPS, Marcus 3-1; MALAULULU, S. 2-1; PRIESTER, Robert 2-0; YARBROUGH, Eddie 2-0; KAMANA, Tim 2-0; EVANS, Nico 1-1; PARKER, Joseph 1-0; MAKRAANSKY, A. 1-0; POWNELL, Jr., C. 1-0; OLIVE, Uso 0-1; PILAPIL, Adam 0-1



## GAME #12



## Wyoming 35, UNLV 28

Nov. 28, 2015

War Memorial Stadium  
Laramie, Wyo.

The Wyoming Cowboys captured an exciting 35-28 home win over UNLV on Saturday in their 2015 season finale at War Memorial Stadium. The Cowboys generated a season high 538 yards of total offense on way to the victory. UW was led by sophomore running back Brian Hill, who rushed for 232 yards on way to setting a new school single-season record of 1,631 rushing yards.

Hill ended the day with his fifth career 200-yard rushing game (fourth of the season) and his 11th 100-yard game in two seasons. He was joined on offense by senior quarterback Cameron Coffman, who completed 14 of 24 passes (58.3 percent) for 248 yards, three touchdowns and one interception. Coffman's favorite target was junior tight end Jacob Hollister. Hollister caught five passes for 119 yards, including a 64-yard TD reception with 2:20 remaining in the game that proved to be the game winner. For Hollister, it was the first 100-yard receiving game of his career.

Wyoming's defense did their part in the win. Senior defensive end Eddie Yarbrough concluded his outstanding college career with seven tackles, 2.0 sacks, 2.0 tackles for loss and a forced fumble.

	1	2	3	4	Total
UNLV	7	0	7	14	28
Wyoming	0	14	7	14	35

## Scoring summary

1st 10:36	LV BOYD, Devonte 22 yd pass from DECKER, Blake (BORNAND, N. kick)
2nd 03:37	WY HILL, Brian 72 yd run (BAILEY, Tristan kick)
00:06	WY PRICE, James 35 yd pass from COFFMAN, C. (BAILEY, Tristan kick)
3rd 06:37	WY MAULHARDT, Jake 19 yd pass from COFFMAN, C. (BAILEY, Tristan kick)
02:15	LV KEYS, Kendal 8 yd pass from DECKER, Blake (BORNAND, N. kick)
4th 11:29	LV PRESLEY, B. 13 yd pass from DECKER, Blake (BORNAND, N. kick)
06:04	WY BERGER, Justin 8 yd run (BAILEY, Tristan kick)
03:37	LV PALANDECH, Kurt 10 yd run (BORNAND, N. kick)
02:20	WY HOLLISTER, J. 64 yd pass from COFFMAN, C. (BAILEY, Tristan kick)

	UNLV	WY
FIRST DOWNS	23	23
RUSHES-YARDS (NET)	34-183	46-290
PASSING YDS (NET)	273	248
Passes Att-Comp-Int	34-19-1	25-14-1
TOTAL OFFENSE PLAYS-YARDS	68-456	71-538
Fumble Returns-Yards	0-0	0-0
Punt Returns-Yards	3-1	1-1
Kickoff Returns-Yards	5-117	4-95
Interception Returns-Yards	1-42	1-5
Punts (Number-Avg)	4-52.5	6-41.8
Fumbles-Lost	1-0	0-0
Penalties-Yards	1-13	5-57
Possession Time	28:18	31:42
Third-Down Conversions	4 of 11	5 of 14
Fourth-Down Conversions	0 of 1	2 of 2
Red-Zone Scores-Chances	3-5	2-4
Sacks By: Number-Yards	0-0	2-13

RUSHING:	UNLV - CAMPBELL, X. 9-87; WHITELEY, Keith 10-47 Wyoming - HILL, Brian 35-232; TAPSCOTT, Josh 7-49
PASSING:	UNLV - DECKER, Blake 18-33-1-270; PALANDECH, Kurt 1-1-0-3 Wyoming - COFFMAN, C. 14-24-1-248
RECEIVING:	UNLV - BOYD, Devonte 6-122; CRISWELL, Aaron 4-55; KEYS, Kendal 4-44 Wyoming - HOLLISTER, J. 5-119; MAULHARDT, Jake 3-49; PRICE, James 2-44
INTERCEPTIONS:	UNLV - SANITOA, Sonny 1-42 Wyoming - KAMANA, Tim 1-5
FUMBLES:	UNLV - DECKER, Blake 1-0 Wyoming - None
SACKS (UA-A):	UNLV - None Wyoming - YARBROUGH, Eddie 2-0
TACKLES (UA-A):	UNLV - JENSEN, Kimble 9-5; MCALEENAN, Ryan 6-2; RICHMOND, Blake 3-3 Wyoming - EPPS, Marcus 7-3; WINGARD, Andrew 6-3; MAY, D.J. 6-2; YARBROUGH, Eddie 5-2; WACHA, Lucas 2-4; JENNINGS, C.J. 4-1; GRANDERSON, C. 3-2; PRIESTER, Robert 2-1; MALAULULU, S. 1-2; EVANS, Nico 1-2; HALA'API'APIS, 1-1; PROSSER, Kevin 1-1; KAMANA, Tim 1-1; HULL, Antonio 0-2; FIELDS, Dalton 1-0; OLIVE, Uso 1-0; WALLACE, Zach 1-0; MAYFIELD, Tyree 0-1; POWNELL, Jr., C. 0-1; TUTTEIN, Will 0-1



# RECORDS & HISTORY





(The NCAA only recognizes regular-season totals, which are reflected here. School records throughout the rest of this section include bowl-game statistics.)



**MARCUS HARRIS** (#23) became the greatest receiver in NCAA history during his career from 1993-96. Harris set NCAA records for most yards receiving (4,518) and most 100-yard receiving games (24). He also became the only receiver in NCAA history to amass 1,400 yards receiving in three different seasons. For his performance, Harris was named the recipient of the 1996 Biletnikoff Award, signifying the top receiver in the country. Harris currently ranks No. 4 in NCAA history in career receiving yards.

## INDIVIDUAL NCAA RANKINGS

### **Marcus Harris**, Wide Receiver, 1993-96

Most Career Receiving Yards:	<b>No. 4</b> 4,518 - 1993-96
Most 100-Yard Receiving Games:	<b>No. 2</b> 24 - 1993-96
Most 1,400-Yard Receiving Seasons:	<b>No. 1</b> 3 - 1993-96
Most 1,000-Yard Receiving Seasons in a Career:	<b>Tie No. 1</b> 3 - 1994, 95, 96
Most Touchdown Receptions in a Career:	<b>Tie No. 15</b> 38 - 1993-96
Single-Season Receptions:	<b>Tie No. 24</b> 109 - 1996
Single-Season Yards per Game:	<b>No. 23</b> 137.5 - 1996

### **Ryan Yarborough**, Wide Receiver, 1990-93

Most Career Receiving Yards:	<b>No. 5</b> 4,357 - 1990-93
Most 1,000-Yard Receiving Seasons in a Career:	<b>Tie No. 1</b> 3 - 1991, 92, 93
Most Touchdown Receptions in a Career:	<b>No. 6</b> 42 - 1990-93
Highest Average Gain Per Reception (Min. 200 catches):	<b>No. 1</b> 19.0 - 1990-93 (229 for 4,357)

### **Jerry DePoyster**, Placekicker/Punter, 1965-67

Avg. FG Attempts Per Game in a Career (3 Years):	<b>No. 1</b> 3.10 - 1965-67
Most Field Goal Attempts in a Season:	<b>Tie No. 1</b> 38 - 1966 (13 made)
Average Field Goal Attempts Per Game in a Season:	<b>No. 1</b> 3.80 - 1966 (38 in 10)
Most Field Goal Attempts of 40 Yards or More in a Single Season:	<b>No. 1</b> 25 - 1966 (6 made)
Most Field Goal Attempts of 50 Yards or More in a Single Season:	<b>No. 1</b> 17 - 1966 (5 made)
Most Field Goals Made of 50 Yards or More in a Single Game:	<b>Tie No. 1</b> 3 - vs. Utah, Oct. 8, 1966 (54, 54 and 52, one of five players)

### **Aaron Langley**, Punter, 1996-98

Career Punting Average (150-249 Punts):	<b>No. 14</b> 44.7
---	--------------------

### **Austin McCoy**, Punter, 2008-11

Career Punting Average (250 Punts):	<b>No. 24</b> 41.1
-------------------------------------	--------------------

### **Sean Fleming**, Placekicker, vs. Arkansas State 1990

### **Cory Wedel**, Placekicker, vs. Idaho 1996

Single-Game Field Goals Made:	<b>No. 2</b> 6
-------------------------------	----------------

### **Bob Jacobs**, Placekicker, 1968-69

Career Field Goals Per Game:	<b>No. 25</b> 1.6 (32 in 20 games)
------------------------------	------------------------------------

### **Dan Christopoulos**, Placekicker, 1976-78

Longest Field Goal Made:	<b>Tie No. 11</b> 62 yards versus Colorado State 1977
--------------------------	---

### **Kevin Lowe**, Running Back, 1981-84

Highest Average Gain per Rush in a Single-Game:	30.2 - vs. South Dakota State, Nov. 10, 1984 (302 in 10)
---	--

### **Jay Novacek**, Tight End, 1982-84

Highest Average Gain per Reception by a Tight End in a Single-Season:	22.6 - 1984 (745 in 33)
---	-------------------------

### **Josh Wallwork**, Quarterback, 1995-96

Career Total Offense (Avg. Yards Per Game):	<b>No. 16</b> 307.0 - 1995-96 (6,753 in 22)
Career Passing Efficiency (400-499 completions):	<b>No. 10</b> 152.7 rating - 1995-96
Career Passing Yards Per Game:	<b>No. 23</b> 293.3 - 1995-96



(The NCAA only recognizes regular-season totals, which are reflected here. School records throughout the rest of this section include bowl-game statistics.)

## INDIVIDUAL NCAA RANKINGS

**Eddie Talboom**, Tailback/Placekicker, 1948-50  
**Highest Average Points Scored per Game in a Career:**  
**Ranks Fifth in NCAA History:** 10.8 - 1948-50 (303 points in 28 games, 34 Touchdowns and 99 Extra Points)

**Randy Welniak**, Quarterback, 1984-88  
**A Quarterback Gaining 300 Yards Passing and 100 Yards Rushing in a Single-Game (one of 39 players):**  
 467 Total Yards - vs. Air Force 1988 (359 Passing and 108 Rushing)

**Brian Hill**, Running Back, 2014-pres.  
**A player to rush for at least 200 yards and have at least 100 receiving yards in a game in NCAA history. (one of five players):**  
 281 yards rushing and 106 receiving vs. Fresno State 2014

## INDIVIDUAL NCAA ANNUAL CHAMPIONS

### RECEIVING

**Marcus Harris**, 1996, Average Receiving Yards Per Game, 137.50  
 (1,650 yards, 12 games)

**Marcus Harris**, 1994, Average Receiving Yards Per Game, 119.25  
 (1,431 yards, 12 games)

**Ryan Yarborough**, 1993, Total Receiving Yards, 1,512 yards (67 receptions)

**Ryan Yarborough**, 1992, Total Receiving Yards, 1,351 yards (86 receptions)

**Dewey McConnell**, 1951, Total Receptions, 47 receptions (725 yards)

### RUSHING

**Jim Crawford**, 1956, Total Rushing Yards, 1,104 yards (200 rushes)

### TOTAL OFFENSE

**Josh Wallwork**, 1996, Total Offense, 350.75 yards per game (4,209 yards, 12 games)

### FIELD GOALS

**Bob Jacobs**, 1969, Total Field Goals Made, 18 field goals (18 of 27, 1.8/game)

**Bob Jacobs**, 1968, Total Field Goals Made, 14 field goals (14 of 29, 1.4/game)

**Jerry DePoyster**, 1966, Total Field Goals Made, 13 field goals (13 of 28, 1.3/game)

### KICKOFF RETURNS

**Earl Ray**, 1941, Total Kickoff Return Yards, 496 yards (23 kickoff returns)

### PUNT RETURNS

**Vic Washington**, 1966, Total Punt Return Yards, 443 yards (34 punt returns)

### INTERCEPTIONS

**Brian Lee**, 1997, Interception Average, 0.73 interceptions per game (8 in 11)

### PUNTING

**Jack Weil**, 1983, Punting Average, 45.6 yards per punt (2369 in 52)

**Chuck Spaulding**, 1951, Punting Average, 43.5 yards per punt (1610 in 37)

## RYAN YARBOROUGH

(#16) ranks No. 5 in NCAA history in total receiving yards (4,357). He is tied for No. 1 in most 1,000-yard receiving seasons (3). He led the nation in total receiving yards in both 1992 (1,351) and 1993 (1,512).



**BRIAN LEE** (#45) led the nation in 1997 in interception average, picking off eight passes in 11 contests, or 0.73 per game.

## TEAM NCAA RECORDS

### SCORING

**Most Points Scored in a Single Game:** 103 - vs. Colorado State College  
 Nov. 5, 1949 (15 TDs, 13 Xpt.)

**Most Touchdowns Scored in a Game:** 15 - vs. Colorado State College  
 Nov. 5, 1949 (9 Rush., 6 Pass.)

**Most Extra Points Made Kicking in a Single-Game:** 13 - vs. Colorado State College  
 Nov. 5, 1949

### OFFENSE

**Teams Having a 3,000-Yard Passer; 1,000-Yard Rusher and 1,000 Yard Receiver in the Same Year (One of 32 Teams):**

1993 — Joe Hughes, 3,135 passer, Ryan Christopherson, 1,014 rusher, Ryan Yarborough, 1,512 receiver.

### DEFENSE

**Highest Average Rushing Yards Lost Per Game by Opponent in a Single Season:**  
 70.1 - 1968 (701 in 10 games on 458 rushes)

**Highest per Game Average of Opponent Turnovers in a Single Season:**  
 5.44 - 1950 (49 in 9 games, one of four teams)

## TEAM NCAA ANNUAL CHAMPIONS

### Undefeated and Untied Teams

1967 (10-0), 1956 (10-0),

1950 (9-0)

### Passing Offense

1996 359.2 yards per game

### Total Defense

1968 206.8 yards per game

1960 149.6 yards per game

### Rushing Defense

1967 42.3 yards per game

1966 38.5 yards per game

1960 82.4 yards per game

### Kickoff Returns (Offense)

1950 29.3 yards per game

1948 27.4 yards per game

### Punt Returns (Offense)

1959 16.6 yards per game

### Punting

1962 42.6 yards per game



## SINGLE-GAME

## SINGLE-GAME YARDS

Rk.	Player, Game and Year	Yards	Rec.	Avg.
1.	Marcus Harris, vs. Fresno State 1994	260	10	26.0
2.	James Loving, vs. Houston 1987	247	6	41.2
3.	Ryan Yarborough, vs. Air Force 1993	241	7	34.4
4.	Scottie Vines, vs. UNLV 2002	237	10	23.7
5.	Marcus Harris, vs. Iowa State 1996	223	16	13.9
6.	Chris McNeill, vs. Idaho 2012	219	8	27.4
7.	Ryan Yarborough, vs. San Diego State 1991	218	8	27.3
8.	Ryan Yarborough, vs. San Diego State 1993	217	10	21.7
9.	Ryan Yarborough, vs. UTEP 1993	213	10	21.3
10.	Ryan Yarborough, vs. Brigham Young 1991	205	11	18.6

## SINGLE-GAME RECEPTION LEADERS

Rk.	Player, Game and Year	Rec.	Yards
1.	Marcus Harris, vs. Iowa State 1996	16	223
	Marcus Harris, vs. Colorado State 1996	16	191
3.	Brent Tillman, vs. San Diego State 1994	15	184
	Ryan McGuffey, vs. UNLV 2001	15	144
5.	Jovon Bouknight, vs. San Diego St. 2005	14	143
	Malcom Floyd, vs. San Diego St. 2003	14	120
7.	Ryan Yarborough, vs. Air Force 1992	13	202
	Ryan Yarborough, vs. BYU 1992	13	201
	Marcus Harris, vs. Air Force 1996	13	145
	Ryan McGuffey, vs. Kansas 2003	13	135
	David Leonard, vs. Florida Atlantic 2009	13	97

## SUMMARY AND MISCELLANEOUS

## TOTAL YARDS

<b>Career:</b>	4518 -Marcus Harris, 1993-96
<b>Single-Season:</b>	1650 -Marcus Harris, 1996
<b>Single-Game:</b>	260 -Marcus Harris, vs. Fresno State 1994

## AVERAGE YARDS PER GAME

<b>Career:</b>	98.2 -Marcus Harris, 1993-96 (4518 in 46)
<b>Single-Season:</b>	137.5 -Marcus Harris, 1996 (1650 in 12)

## AVERAGE YARDS PER RECEPTION

<b>Career:</b>	20.1 -Archie Gray, 1972-74 (1787 in 89)
<b>Single-Season:</b>	24.7 -Archie Gray, 1973 (988 in 40)
<b>Single-Game:</b>	47.5 -Josh Barge, vs. Ole Miss 2004 (95 in 2)
	43.0 -Josh Doctson, vs. Colorado St. 2011 (129 in 3)

## TOTAL RECEPTIONS

<b>Career:</b>	259 -Marcus Harris, 1993-96
<b>Single-Season:</b>	109 -Marcus Harris, 1996
<b>Single-Game:</b>	16 -Marcus Harris, vs. Iowa State, 1996, and CSU, 1996

## AVERAGE RECEPTIONS PER GAME

<b>Career:</b>	5.6 -Marcus Harris, 1993-96 (259 in 46)
<b>Single-Season:</b>	9.1 -Marcus Harris, 1996 (109 in 12)

## TOTAL TOUCHDOWN RECEPTIONS

<b>Career:</b>	42 -Ryan Yarborough, 1990-93
<b>Single-Season:</b>	16 -Ryan Yarborough, 1993
<b>Single-Game:</b>	4 -Robert Herron, vs. Hawai'i 2013
	4 -Marcus Harris, vs. Oklahoma State 1995

## AVERAGE TOUCHDOWN RECEPTIONS PER GAME

<b>Career:</b>	0.9 -Ryan Yarborough, 1990-93 (42 in 46)
<b>Single-Season:</b>	1.3 -Ryan Yarborough, 1993 (16 in 12)

## CONSECUTIVE GAMES WITH AT LEAST ONE RECEPTION

<b>Career:</b>	49 -Dominic Rufran, vs. Weber State 2011 to New Mexico 2014
	47 -Jovon Bouknight, vs. Tennessee 2002 to SDSU 2005
	41 -Wendell Montgomery, vs. W. Michigan 1996 to SDSU 1999
<b>Single-Season:</b>	13 -Dominic Rufran, 2011
	13 -David Leonard, 2009
	13 -Wendell Montgomery, 1997
	13 -Gordy Wood, 1990

## MARCUS HARRIS

(#23) owns virtually every receiving record in University of Wyoming history — most yards receiving in a career (4,518), career receptions (259), receiving yards in a single season (1,650), receptions in a single season (109), yards in a single game (260) and receptions in a single game (16). Harris also led the nation in receiving for two seasons, 1994 and 1996, and ranked second in 1995.

## CAREER

## CAREER YARDS

Rk.	Player	Years	Yards	Rec.	Avg./Rec.	TDs
1.	Marcus Harris	1993-96	4518	259	17.4	38
2.	Ryan Yarborough	1990-93	4446	239	18.6	42
3.	Jovon Bouknight	2002-05	3626	250	14.5	29
4.	Wendell Montgomery	1996-99	2883	181	15.9	10
5.	Ryan McGuffey	2000-03	2679	231	11.6	13
6.	Dominic Rufran	2011-14	2487	203	12.3	15
7.	Malcom Floyd	2000-03	2411	186	13.0	14
8.	Steve Martinez	1979-82	2043	124	16.5	10
9.	Robert Herron	2010-13	2030	152	13.4	20
10.	Shawn Wiggins	1987-90	2027	119	17.0	9

## CAREER RECEPTIONS

Rk.	Player	Years	Rec.
1.	Marcus Harris	1993-96	259
2.	Jovon Bouknight	2002-05	250
3.	Ryan Yarborough	1990-93	239
4.	Ryan McGuffey	2000-03	231
5.	Dominic Rufran	2011-14	203
6.	Malcom Floyd	2000-03	186
7.	Wendell Montgomery	1996-99	181
8.	Michael Ford	2004-07	156
9.	David Leonard	2007-10	153
10.	Robert Herron	2010-13	152
	Mike Jones	1990-93	152

## CAREER TOUCHDOWN RECEPTIONS

Rk.	Player	Years	TDs
1.	Ryan Yarborough	1990-93	42
2.	Marcus Harris	1993-96	38
3.	Jovon Bouknight	2002-05	29
4.	Robert Herron	2010-13	20
5.	Anthony Sargent	1986-87	19
6.	Dominic Rufran	2011-14	15
7.	Malcom Floyd	2000-03	14
	Gene Huey	1965-68	14
	Dewey McConnell	1948-51	14
10.	Ryan McGuffey	2000-03	13
	Jalen Claiborne	2012-14	13

## SINGLE-SEASON

## SINGLE-SEASON YARDS

Rk.	Player	Season	Yards	Rec.	Avg./Rec.	TDs
1.	Marcus Harris	1996	1650	109	15.1	13
2.	Ryan Yarborough	1993	1584	75	21.1	16
3.	Marcus Harris	1994	1431	71	20.2	11
4.	Marcus Harris	1995	1423	78	18.2	14
5.	Ryan Yarborough	1992	1351	86	15.7	12
6.	Jovon Bouknight	2005	1116	77	14.5	12
7.	Ryan Yarborough	1991	1081	53	20.4	13
8.	Jovon Bouknight	2004	1075	63	17.1	7
9.	Shawn Wiggins	1990	1018	58	17.6	6
10.	Archie Gray	1973	988	40	24.7	7





**CASEY BRAMLET** (#14) holds the UW career record for passing yards. Bramlet, who played from 2000-03, concluded his career with 9,684 yards passing. Not only was Bramlet the only quarterback in school history to throw for over 9,000 yards.

## CAREER

### CAREER YARDS

Rk.	Player	Years	Yards	Att.	Comp.	%	Int.	TDs
1.	Casey Bramlet	2000-03	9684	1378	767	.557	48	56
2.	Brett Smith	2011-13	8834	1212	751	.619	28	76
3.	Tom Corontzos	1988-91	7945	1066	579	.543	39	48
4.	Jay Stoner	1997-2000	7674	1112	638	.574	39	37
5.	Josh Wallwork	1995-96	6453	729	449	.616	28	54
6.	Joe Hughes	1992-93	6078	787	452	.574	26	38
7.	Corey Bramlet	2002-05	5149	717	417	.582	31	29
8.	Scott Runyan	1984-87	4817	675	319	.473	32	36
9.	Craig Burnett	1986-87	4373	667	378	.567	22	34
10.	Phil Davis	1978-81	4123	555	261	.470	25	23

### CAREER PASS ATTEMPTS

Rk.	Player	Years	Att.	%
1.	Casey Bramlet	2000-03	1378	.557
2.	Brett Smith	2011-13	1212	.619
3.	Jay Stoner	1997-2000	1112	.574
4.	Tom Corontzos	1988-91	1066	.543
5.	Joe Hughes	1992-93	787	.574
6.	Josh Wallwork	1995-96	729	.616
7.	Corey Bramlet	2002-05	717	.582
8.	Scott Runyan	1984-87	675	.473
9.	Craig Burnett	1986-87	667	.567
10.	Karsten Sween	2006-09	655	.580

### CAREER PASS COMPLETIONS

Rk.	Player	Years	Comp.	%
1.	Casey Bramlet	2000-03	767	.557
2.	Brett Smith	2011-13	751	.619
3.	Jay Stoner	1997-2000	638	.574
4.	Tom Corontzos	1988-91	579	.543
5.	Joe Hughes	1992-93	452	.574
6.	Josh Wallwork	1995-96	449	.616
7.	Corey Bramlet	2002-05	417	.582
8.	Karsten Sween	2006-09	380	.580
9.	Craig Burnett	1986-87	378	.567
10.	Austyn Carta-Samuels	2009-10	345	.597

## CAREER

### CAREER TOUCHDOWN PASSES

Rk.	Player	Years	TDs
1.	Brett Smith	2011-13	76
2.	Casey Bramlet	2000-03	56
3.	Josh Wallwork	1995-96	54
4.	Tom Corontzos	1988-91	48
5.	Joe Hughes	1992-93	38
6.	Jay Stoner	1997-2000	37
7.	Scott Runyan	1984-87	36
8.	Craig Burnett	1986-87	34
9.	Corey Bramlet	2002-05	29
10.	Randy Welniak	1985-88	27

## SINGLE-SEASON

### SINGLE-SEASON YARDS

Rk.	Player	Season	Yards	Att.	Comp.	%	TDs
1.	Josh Wallwork	1996	4090	458	286	.624	33
2.	Brett Smith	2013	3375	458	293	.627	29
3.	Joe Hughes	1993	3372	414	236	.570	24
4.	Casey Bramlet	2002	3290	464	277	.597	24
5.	Craig Burnett	1987	3131	467	258	.552	21
6.	Casey Bramlet	2001	3069	432	225	.521	9
7.	Casey Bramlet	2003	3037	425	241	.567	22
8.	Tom Corontzos	1990	2956	399	211	.529	15
9.	Tom Corontzos	1991	2868	363	203	.559	19
10.	Brett Smith	2012	2837	330	205	.621	27

## SINGLE-GAME

### SINGLE-GAME YARDS

Rk.	Player, Game and Year	Yards	Att.-Comp.	%	Int.	TDs
1.	Brett Smith, vs. Hawai'i 2013	498	48-29	.604	0	7
2.	Josh Wallwork, vs. Idaho 1996	485	53-29	.547	1	3
3.	Josh Wallwork, vs. AFA 1996	453	45-33	.733	0	1
	Casey Bramlet, vs. UNLV 2002	453	55-33	.600	1	5
5.	Craig Burnett, vs. OSU 1987	441	54-34	.630	1	2
6.	John Gustin, vs. UNM 1994	427	36-24	.667	1	1
7.	Joe Hughes, vs. UTEP 1993	422	42-26	.619	0	3
	Casey Bramlet, vs. Utah State 2001	422	38-22	.579	0	2
9.	Tom Corontzos, vs. SDSU 1990	421	32-20	.625	0	3
10.	Brett Smith, vs. UNLV 2012	412	33-25	.757	0	3

## SUMMARY AND MISCELLANEOUS

### TOTAL YARDS

<b>Career:</b>	9684	Casey Bramlet, 2000-03
<b>Single-Season:</b>	4090	Josh Wallwork, 1996
<b>Single-Game:</b>	498	Brett Smith, vs. Hawai'i 2013

### AVERAGE YARDS PER GAME

<b>Career:</b>	293.3	Josh Wallwork, 1995-96 (6453 in 22)
<b>Single-Season:</b>	340.8	Josh Wallwork, 1996 (4,090 in 12)

### AVERAGE YARDS PER PASS ATTEMPT

<b>Career</b> (Min. 200 Att.):	8.9	Josh Wallwork, 1995-96 (6453 in 729)
<b>Single-Season</b> (Min. 100 Att.):	9.2	Eddie Talboom, 1950 (920 in 100)
<b>Single-Game</b> (Min. 15 Att.):	15.3	Josh Wallwork, vs. UNLV 1996 (305 in 20)

### AVERAGE YARDS PER PASS COMPLETION

<b>Career</b> (Min. 134 Comp.):	17.7	Steve Cockreham, 1971-73 (2,702 in 153)
<b>Single-Season</b> (Min. 67 Comp.):	19.9	Scott Runyan, 1984 (1353 in 68)
<b>Single-Game</b> (Min. 10 Comp.):	25.4	Gary Fox, vs. Arizona 1971 (305 in 12)

### TOTAL PASS ATTEMPTS

<b>Career:</b>	1378	Casey Bramlet, 2000-03
<b>Single-Season:</b>	467	Brett Smith, 2013
	467	Craig Burnett, 1987
<b>Single-Game:</b>	65	Craig Burnett, vs. San Diego State 1986

## SUMMARY AND MISCELLANEOUS

AVERAGE PASS  
ATTEMPTS PER GAME

<b>Career:</b>	39.2	Craig Burnett, 1986-87 (667 in 17)
<b>Single-Season:</b>	39.3	Casey Bramlet, 2001 (432 in 11)

## TOTAL PASS COMPLETIONS

<b>Career:</b>	767	Casey Bramlet, 2000-03
<b>Single-Season:</b>	293	Brett Smith, 2013
<b>Single-Game:</b>	37	Corey Bramlet, vs. San Diego State 2005
	37	Craig Burnett, vs. San Diego State 1986

AVERAGE PASS  
COMPLETIONS PER GAME

<b>Career:</b>	22.2	Craig Burnett, 1986-87 (378 in 17)
<b>Single-Season:</b>	24.4	Brett Smith, 2013 (293 in 12)

HIGHEST PASS-COMPLETION  
PERCENTAGE

<b>Career</b> (Min. 200 Comp.):	61.9%	Brett Smith, 2011-13 (751 of 1212)
<b>Single-Season</b> (Min. 100 Comp.):	63.1%	Cameron Coffman, 2015 (152 of 241)
<b>Single-Game</b> (Min. 10 Comp.):	90.9%	Gary Fox, vs. AFA 1969 (10 of 11)

## TOTAL TOUCHDOWN PASSES

<b>Career:</b>	76	Brett Smith, 2011-13
<b>Single-Season:</b>	33	Josh Wallwork, 1996
<b>Single-Game:</b>	7	Brett Smith, vs. Hawai'i 2013

## AVERAGE TOUCHDOWN PASSES PER GAME

<b>Career:</b>	2.5	Josh Wallwork, 1995-96 (54 in 22)
<b>Single-Season:</b>	2.8	Josh Wallwork, 1996 (33 in 12)

PASS ATTEMPTS WITHOUT  
BEING INTERCEPTED

<b>Consecutive:</b>	183	Brett Smith, 10/20/12 to 8/31/13
<b>Single-Game:</b>	51	Casey Bramlet, vs. Air Force 2003

LOWEST PERCENTAGE OF PASS  
INTERCEPTIONS THROWN

<b>Career</b> (Min. 200 Att.):	2.30%	Brett Smith, 2011-13 (28 of 1212)
<b>Single-Season</b> (Min. 100 Att.):	1.38%	Phil Davis, 1981 (2 of 145)

## MOST PASS INTERCEPTIONS THROWN

<b>Career:</b>	48	Casey Bramlet, 2000-03
<b>Single-Season:</b>	21	Rick Costello, 1974
<b>Single-Game:</b>	6	Rick Costello, vs. Arizona 1974
	6	Casey Bramlet, vs. SDSU 2001

HIGHEST AVERAGE PASS INTERCEPTIONS  
THROWN PER GAME

<b>Career:</b>	1.3	Craig Burnett, 1986-87 (22 in 17)
<b>Single-Season:</b>	1.9	Rick Costello, 1974 (21 in 11)

## LONGEST PASS PLAY

93 – Brett Smith to Robert Herron, vs. San Jose State 2013



**JOSH WALLWORK** (#7) became the first player in Wyoming history to pass for more than 4,000 yards in a single season (4,090 in 1996), and was one of the most accurate passers in school history, completing 61.6 percent of his passes from 1995-96. In 1996, he guided Wyoming's offense to the No. 1-ranking in the NCAA in passing. He ranks third in NCAA history in career passing efficiency, with a rating of 152.7.

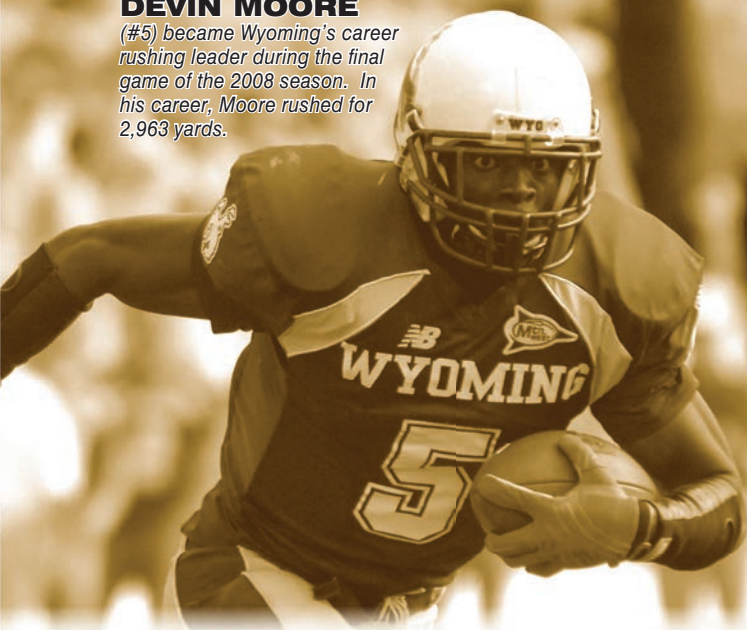


**JOE HUGHES** (#7) ranks sixth on the Wyoming career passing yardage list. Hughes had the third best single-season passing total in school history when he threw for 3,372 yards in 1993.



## DEVIN MOORE

(#5) became Wyoming's career rushing leader during the final game of the 2008 season. In his career, Moore rushed for 2,963 yards.



## CAREER

### CAREER YARDS

Rk.	Player	Years	Yards	Att.	Avg./Att.	TDs
1.	Devin Moore	2005-08	2,963	553	5.4	15
2.	Ryan Christopherson	1991-94	2,906	585	5.0	19
3.	Wynel Seldon	2005-08	2,672	636	4.2	22
4.	Marques Brigham	1995-98	2,605	595	4.4	25
5.	<b>Brian Hill</b>	<b>2014-pres.</b>	<b>2,427</b>	<b>426</b>	<b>5.7</b>	<b>13</b>
6.	Gerald Abraham	1984-87	2,278	456	5.0	17
7.	Derek Armah	2000-03	2,190	572	3.8	15
8.	Kevin Lowe	1981-84	2,188	327	6.7	26
9.	<b>Shaun Wick</b>	<b>2012-pres.</b>	<b>2,179</b>	<b>427</b>	<b>5.1</b>	<b>20</b>
10.	Walt Goffigan	1980-83	2,167	448	4.8	26
11.	Alvester Alexander	2009-11	2,127	477	4.5	27

### CAREER RUSHING TOUCHDOWNS

Rk.	Player	Years	TDs
1.	Eddie Talboom	1948-50	34
2.	Phil Davis	1978-81	30
3.	Alvester Alexander	2009-11	27
4.	Kevin Lowe	1981-84	26
	Walt Goffigan	1980-83	26
6.	Marques Brigham	1995-98	25
7.	Wynel Seldon	2005-08	22
8.	<b>Shaun Wick</b>	<b>2012-pres.</b>	<b>20</b>
	Brett Smith	2011-13	20
10.	Ryan Christopherson	1991-94	19

## SINGLE-SEASON

### SINGLE-SEASON YARDS

Rk.	Player	Season	Yards	Att.	Avg./Att.	TDs
1.	<b>Brian Hill</b>	<b>2015</b>	<b>1,631</b>	<b>281</b>	<b>5.8</b>	<b>6</b>
2.	Ryan Christopherson	1994	1455	300	4.9	10
3.	Gerald Abraham	1987	1305	238	5.5	13
4.	Devin Moore	2008	1301	249	5.2	7
5.	Myron Hardeman	1977	1165	186	6.3	9
6.	Dabby Dawson	1988	1119	151	7.4	9
7.	Marques Brigham	1998	1114	259	4.3	9
8.	Jim Crawford	1956	1104	200	5.5	13
9.	Ryan Christopherson	1993	1042	222	4.7	10
10.	Dwight Driver	1992	1027	229	4.5	11
11.	Dabby Dawson	1989	1005	182	5.5	6

## SINGLE-GAME

### SINGLE-GAME YARDS

Rk.	Player, Game and Year	Yards	Att.	TDs
1.	Kevin Lowe, vs. South Dakota State 1984	302	10	3
2.	Brian Hill, vs. Fresno State 2014	281	23	2
3.	Ryan Christopherson, vs. UTEP 1994	244	27	1
4.	<b>Brian Hill, vs. Eastern Michigan 2015</b>	<b>242</b>	<b>21</b>	<b>2</b>
5.	Shaun Wick, vs. San Jose State 2013	234	17	1
	Devin Moore, vs. San Diego State 2008	234	24	3
6.	<b>Brian Hill, vs. UNLV 2015</b>	<b>232</b>	<b>35</b>	<b>1</b>
7.	Myron Hardeman, vs. San Diego State 1978	230	29	0
8.	Dave Evans, vs. Colorado State 1984	228	29	2
9.	Dabby Dawson, vs. San Diego State 1988	225	16	4
10.	Myron Hardeman, vs. Utah State 1977	220	25	4

## SUMMARY AND MISCELLANEOUS

### TOTAL YARDS

<b>Career:</b>	2963	Devin Moore, 2005-08
<b>Single-Season:</b>	1631	Brian Hill, 2015
<b>Single-Game:</b>	302	Kevin Lowe, vs. South Dakota State 1984

### AVERAGE YARDS PER GAME

<b>Career:</b>	107.2	Myron Hardeman, 1977-78 (1823 in 17)
<b>Single-Season:</b>	135.9	Brian Hill, 2015 (1631 in 12)

### AVERAGE YARDS PER RUSH

<b>Career</b> (Min. 200 Rushes):	6.7	Kevin Lowe, 1981-84 (2188 in 327)
<b>Single-Season</b> (Min. 100 Rushes):	8.0	Kevin Lowe, 1984 (857 in 107)
<b>Single-Game</b> (Min. 10 Rushes):	30.2	Kevin Lowe, vs. South Dakota State 1984 (302 in 10)

### TOTAL RUSHES

<b>Career:</b>	636	Wynel Seldon, 2005-08
<b>Single-Season:</b>	300	Ryan Christopherson, 1994
<b>Single-Game:</b>	37	Ryan Christopherson, vs. NE Louisiana 1994
	37	Steve Cockreham, vs. Arizona State 1972

### AVERAGE RUSHES PER GAME

<b>Career:</b>	17.8	Frosty Franklin, 1969-71 (499 in 28)
<b>Single-Season:</b>	25.0	Ryan Christopherson, 1994 (300 in 12)

### TOTAL TOUCHDOWNS RUSHING

<b>Career:</b>	34	Eddie Talboom, 1948-50
<b>Single-Season:</b>	14	Alvester Alexander, 2010
<b>Single-Game:</b>	5	Alvester Alexander, 2010

### AVERAGE TOUCHDOWNS RUSHING PER GAME

<b>Career:</b>	0.9	Phil Davis, 1978-81 (30 in 33)
<b>Single-Season:</b>	1.3	Jim Crawford, 1956 (13 in 10)

### MOST 100-YARD RUSHERS IN ONE GAME

- 3 – Alvester Alexander (151), Robert Herron (122) and Austyn Carta-Samuels (119) vs. New Mexico 2010  
 3 – Len Sexton (151), Jermaine McDowell (122) and Marques Brigham (117) vs. SDSU 1995

### LONGEST RUSH

95 – Nate Scott, vs. Central Michigan 2000



**IN 2015, BRIAN HILL** set new Wyoming single-season rushing records for total rushing yards (1,631) and average yards rushing per game (135.9 yards per game). He broke the records of Ryan Christopherson of 1,455 total rushing yards and 121.3 yards per game set in 1994.



**BRETT SMITH** (#16) totaled 10,365 yards of total offense in his stellar career, which spanned from 2011-13. He became UW's all-time leader in that category after his junior season.

## CAREER

### CAREER YARDS

Rk.	Player	Years	Total Yards	No. of Plays	Yards Passing	Yards Rushing	TDsR
1.	Brett Smith	2011-13	10365	1590	8834	1531	97
2.	Casey Bramlet	2000-03	9575	1674	9684	-109	70
3.	Tom Corontzos	1988-91	7642	1392	7945	-303	54
4.	Jay Stoner	1997-2000	7523	1387	7674	-151	44
5.	Josh Wallwork	1995-96	6753	845	6453	300	60
6.	Joe Hughes	1992-93	6249	944	6078	161	49
7.	Phil Davis	1978-81	5951	1112	4123	1828	53
8.	Corey Bramlet	2002-05	5507	920	5149	358	36
9.	Scott Runyan	1984-87	5490	975	4817	673	45
10.	Randy Welniak	1985-88	4559	804	3819	740	46

TDsR — Stands for Touchdowns-Responsible-For, it includes all touchdown passes thrown by the individual and all touchdowns scored rushing by the individual.

## SINGLE-SEASON

### SINGLE-SEASON YARDS

Rk.	Player	Season	Total Yards	Yards Passing	Yards Rushing	TDsR
1.	Josh Wallwork	1996	4209	4090	119	35
2.	Brett Smith	2013	3948	3375	573	33
3.	Joe Hughes	1993	3406	3372	34	28
4.	Brett Smith	2011	3332	2622	710	30
5.	Casey Bramlet	2002	3325	3290	35	29
6.	Randy Welniak	1988	3206	2791	415	37
7.	Craig Burnett	1987	3086	3131	-45	23
8.	Brett Smith	2012	3085	2837	248	33
9.	Casey Bramlet	2001	3048	3069	-21	15
10.	Casey Bramlet	2003	2936	3037	-101	25

TDsR — Stands for Touchdowns-Responsible-For, it includes all touchdown passes thrown by the individual and all touchdowns scored rushing by the individual.

## SINGLE-GAME

### SINGLE-GAME YARDS

Rk.	Player, Game and Year	Total Yards	No. of Plays	Yards Pass.	Yards Rush.	TDsR
1.	Brett Smith, vs. Hawai'i 2013	640	67	498	142	8
2.	Josh Wallwork, vs. Idaho 1996	482	57	485	-3	3
3.	Josh Wallwork, vs. AFA 1996	476	53	453	23	1
4.	Randy Welniak, vs. AFA 1988	467	54	359	108	4
5.	Joe Hughes, vs. UTEP 1993	447	46	422	25	4
6.	Casey Bramlet, vs. UNLV 2002	442	69	453	-11	5
7.	Tom Corontzos, vs. SDSU 1990	439	37	421	18	4
	Craig Burnett, vs. OSU 1987	439	58	441	-2	2
9.	Casey Bramlet, vs. Utah St. 2001	433	44	422	11	2
10.	John Gustin, vs. SDSU 1994	419	50	401	18	5

TDsR — Stands for Touchdowns-Responsible-For, it includes all touchdown passes thrown by the individual and all touchdowns scored rushing by the individual.

## SUMMARY AND MISCELLANEOUS

### TOTAL YARDS

<b>Career:</b>	10365	Brett Smith, 2011-13
<b>Single-Season:</b>	4209	Josh Wallwork, 1996
<b>Single-Game:</b>	640	Brett Smith, vs. Hawai'i 2013

### AVERAGE YARDS PER GAME

<b>Career:</b>	307.0	Josh Wallwork, 1995-96 (6753 in 22)
<b>Single-Season:</b>	350.8	Josh Wallwork, 1996 (4209 in 12)

### AVERAGE YARDS PER PLAY

<b>Career:</b>	8.0	Josh Wallwork, 1995-96 (6753 in 845)
<b>Single-Season:</b>	8.0	Josh Wallwork, 1996 (4209 in 525)

### TOTAL PLAYS

<b>Career:</b>	1674	Casey Bramlet, 2000-03
<b>Single-Season:</b>	592	Brett Smith, 2013
<b>Single-Game:</b>	75	Casey Bramlet, vs. UNLV 2001

### AVERAGE PLAYS PER GAME


<b>Career:</b>	45.5	Brett Smith, 2011-13 (1593 in 35)
<b>Single-Season:</b>	49.3	Brett Smith, 2013 (592 in 12)

### TOTAL POINTS RESPONSIBLE FOR (POINTS SCORED AND PASSED FOR)

<b>Career:</b>	582	Brett Smith, 2011-13 (Passed for 76 TDs, rushed for 20 and caught one TD)
<b>Single-Season:</b>	222	Randy Welniak, 1988 (Scored 16 TDs rushing and passed for 21 TDs)
<b>Single-Game:</b>	48	Brett Smith, vs. Hawai'i 2013 (Passed for seven TDs and rushed for one)

### AVERAGE POINTS RESPONSIBLE FOR PER GAME

<b>Career:</b>	16.6	Brett Smith, 2011-13 (582 in 35)
<b>Single-Season:</b>	19.8	Eddie Talboom, 1950 (178 in 9)



**JOSH WALLWORK**  
led the nation in total offense in 1996, averaging 350.8 yards per game, while quarterbacking the Cowboy offense to a No. 1 national ranking in passing.



**RANDY WELNIAK**  
was the 1988 WAC Offensive Player of the Year.





## SEAN FLEMING

(#42) is the greatest scorer in University of Wyoming history. Fleming also set virtually every UW place-kicking record in his career that ran from 1988-91.

## CAREER

### CAREER POINTS SCORED

(Touchdowns scored receiving and rushing plus extra points and field goals.)

Rk.	Player, Position	Years	TDs	Extra Points	Field Goals	Total Points
1.	Sean Fleming, pk	1988-91	0	153	57	324
2.	Eddie Talboom, rb-pk	1948-50	34	99	0	303
3.	Cory Wedel, pk	1994-97	0	139	54	301
4.	Ryan Yarborough, wr	1990-93	42	2	0	256
5.	Marcus Harris, wr	1993-96	38	0	0	228
6.	Deric Yaussi, pk	2002-05	0	102	39	219
7.	Stuart Williams, pk	2011-14	0	119	23	188
8.	Jerry DePoyster, pk	1965-67	0	74	36	182
9.	Aaron Elling, pk	1998-2000	0	70	37	181
10.	Jovon Bouknight, wr	2002-05	30	0	0	180
	Phil Davis, qb	1978-81	30	0	0	180

### CAREER TOUCHDOWNS SCORED

(Touchdowns scored receiving and rushing.)

Rk.	Player	Years	TDs
1.	Ryan Yarborough	1990-93	42
2.	Marcus Harris	1993-96	38
3.	Eddie Talboom	1948-50	34
4.	Jovon Bouknight	2002-05	30
	Phil Davis	1978-81	30
6.	Alvester Alexander	2009-11	27
7.	Kevin Lowe	1981-84	26
	Walt Goffigan	1980-83	26
9.	Marques Brigham	1995-98	25
10.	Shaun Wick	2012-pres.	23
	Wynel Seldon	2005-08	23

## SUMMARY AND MISCELLANEOUS

### TOTAL POINTS SCORED

<b>Career:</b>	324	Sean Fleming, 1988-91
<b>Single-Season:</b>	130	Eddie Talboom, 1950 (15 TDs, 40 PATs)
<b>Single-Game:</b>	30	Alvester Alexander, vs. Colorado State, 2010 (5 TDs)

### AVERAGE POINTS SCORED PER GAME

<b>Career:</b>	10.8	Eddie Talboom, 1948-50 (303 in 28)
<b>Single-Season:</b>	14.4	Eddie Talboom, 1950 (130 in 9)

## SUMMARY AND MISCELLANEOUS

### TOTAL TOUCHDOWNS SCORED

<b>Career:</b>	42	Ryan Yarborough, 1990-93
<b>Single-Season:</b>	16	Ryan Yarborough, 1993
	16	Randy Welniak, 1988
<b>Single-Game:</b>	5	Alvester Alexander, vs. Colorado State, 2010

### AVERAGE TOUCHDOWNS SCORED PER GAME

<b>Career:</b>	1.2	Eddie Talboom, 1948-50 (34 in 28)
<b>Single-Season:</b>	1.7	Eddie Talboom, 1950 (15 in 9)

### TOTAL POINTS SCORED BY KICKING (Extra Points and Field Goals)

<b>Career:</b>	324	Sean Fleming, 1988-91 (57 Field goals, 153 Extra Points)
<b>Single-Season:</b>	110	Sean Fleming, 1988 (17 Field goals, 59 Extra Points)
<b>Single-Game:</b>	20	Cory Wedel, vs. Idaho 1996 (6 Field goals, 2 Extra Points)
	20	Sean Fleming, vs. Arkansas State 1990 (6 FGs, 2 XPTs)

### AVERAGE POINTS SCORED BY KICKING

<b>Career:</b>	6.8	Sean Fleming, 1988-91 (324 in 48)
<b>Single-Season:</b>	9.0	Cory Wedel, 1996 (108 in 12)

### TOTAL EXTRA-POINT ATTEMPTS

<b>Career:</b>	158	Sean Fleming, 1988-91
<b>Single-Season:</b>	59	Sean Fleming, 1988
<b>Single-Game:</b>	9	Cory Wedel, vs. Hawai'i 1996; Steve Tobin, vs. UTEP 1981
		Eddie Talboom, vs. Colorado State College 1949
		Eddie Talboom, vs. Idaho State 1949

### AVERAGE EXTRA-POINT ATTEMPTS PER GAME

<b>Career:</b>	4.8	Eddie Talboom, 1948-50 (133 in 28)
<b>Single-Season:</b>	5.0	Eddie Talboom, 1950 (45 in 9)

### TOTAL EXTRA POINTS MADE

<b>Career:</b>	153	Sean Fleming, 1988-91
<b>Single-Season:</b>	59	Sean Fleming, 1988
<b>Single-Game:</b>	9	Cory Wedel, vs. Idaho 1996; Steve Tobin, vs. UTEP 1981

### AVERAGE EXTRA POINTS MADE PER GAME

<b>Career:</b>	3.4	Cory Wedel, 1994-97 (139 in 41)
<b>Single-Season:</b>	4.5	Sean Fleming, 1988 (59 in 13)

### HIGHEST PERCENTAGE OF EXTRA POINTS MADE

<b>Career:</b>	99.0%	Cory Wedel, 1994-97 (139 of 140)
<b>Single-Season:</b>	100.0%	Deric Yaussi, 2004 (36 of 36); Cory Wedel, 1997 (38 of 38); Cory Wedel, 1996 (48 of 48); Cory Wedel, 1995 (39 of 39); Sean Fleming, 1990 (31 of 31); Sean Fleming, 1988 (59 of 59); Rick Donnelly, 1984 (30 of 30); Stuart Williams, 2014 (31 of 31)

### CONSECUTIVE EXTRA POINTS MADE

<b>Career:</b>	128	Cory Wedel, from UNM game 1994 to Fresno St. 1997
<b>Single-Season:</b>	59	Sean Fleming, 1988

### MOST TWO-POINT CONVERSION ATTEMPTS

<b>Season:</b>	13	Jimmy Walden, 1959
----------------	----	--------------------

### MOST SUCCESSFUL TWO-POINT CONVERSIONS SCORED

<b>Season:</b>	4	Kevin Ward, 1959
----------------	---	------------------

### MOST SUCCESSFUL TWO-POINT CONVERSIONS RESPONSIBLE FOR SCORING

<b>Season:</b>	7	Jimmy Walden, 1959 (Passed for 6, Rushed for 1)
----------------	---	---

### TOTAL FIELD-GOAL ATTEMPTS

<b>Career:</b>	93	Sean Fleming, 1988-91; 93 – Jerry DePoyster, 1965-67
<b>Single-Season:</b>	38	Jerry DePoyster, 1966
<b>Single-Game:</b>	6	Sean Fleming, vs. Arkansas State 1990
		Jerry DePoyster, vs. New Mexico 1967
		Jerry DePoyster, vs. Brigham Young 1966
		Cory Wedel, vs. Idaho 1996

### AVERAGE FIELD-GOAL ATTEMPTS PER GAME

<b>Career:</b>	3.1	Jerry DePoyster, 1965-67 (93 in 30)
<b>Single-Season:</b>	3.8	Jerry DePoyster, 1966 (38 in 10)

### TOTAL FIELD GOALS MADE

<b>Career:</b>	57	Sean Fleming, 1988-91
<b>Single-Season:</b>	20	Cory Wedel, 1996 and J.D. Wallum, 2001
<b>Single-Game:</b>	6	Sean Fleming, vs. Arkansas State 1990
		Cory Wedel, vs. Idaho 1996

### AVERAGE FIELD GOALS MADE PER GAME

<b>Career:</b>	1.3	Cory Wedel, 1994-97 (54 in 41)
	1.2	Bob Jacobs, 1968-70 (37 in 30)
<b>Single-Season:</b>	1.8	Bob Jacobs, 1969 (18 in 10) and J.D. Wallum, 2001 (20 in 11)

### LONGEST FIELD GOAL MADE

	62	Dan Christopoulos, vs. Colorado State 1977
--	----	--



**JOVON BOUKNIGHT**

2002-05

Wyoming's career leader in all-purpose yardage.



**DARNELL CLASH**

1980-82

Wyoming's career leader in total return yardage.



**SELMER PEDERSON**

1949-51

Wyoming's career leader in punt return yardage

## SUMMARY AND MISCELLANEOUS

### KICKOFF RETURNS

#### TOTAL YARDS

<b>Career:</b>	2016	Jovon Bouknight, 2002-05
<b>Single-Season:</b>	723	Marcell Gipson, 2009
<b>Single-Game:</b>	219	Jovon Bouknight, vs. Utah 2005

#### AVERAGE YARDS PER GAME

<b>Career:</b>	51.6	Prentice Rhone, 1992-93 (1186 in 23)
<b>Single-Season:</b>	56.1	Prentice Rhone, 1993 (617 in 11)

#### AVERAGE YARDS PER RETURN

<b>Career (Min. 12):</b>	33.7	Harry Geldien, 1950-52 (506 in 15)
<b>Single-Season (Min. 1 Per Game):</b>	30.5	Harry Geldien, 1951 (335 in 11)
<b>Single-Game (Min. 2):</b>	64.5	Vic Washington, vs. BYU 1966 (129 in 2)

#### TOTAL RETURNS

<b>Career:</b>	87	Jovon Bouknight, 2002-05
<b>Single-Season:</b>	32	Marcell Gipson, 2009
<b>Single-Game:</b>	8	Jovon Bouknight, vs. Utah 2005

#### AVERAGE RETURNS PER GAME

<b>Career:</b>	2.5	Prentice Rhone, 1992-93 (58 in 23)
<b>Single-Season:</b>	2.8	Prentice Rhone, 1993 (31 in 11)

### TOTAL TOUCHDOWNS SCORED BY KICKOFF RETURN

<b>Career:</b>	1	Devin Moore, 2007
		Alex English, 1999
		Peter Gunn, 1988
		Archie Gray, 1972
		Vic Washington, 1966
		Dick Behning, 1960
		Sonny Jones, 1948
<b>Single-Season:</b>		Same as career list above.
<b>Single-Game:</b>		Same as career and single-season lists above.

#### LONGEST KICKOFF RETURN

100 – Sonny Jones, vs. Colorado State College 1948

### PUNT RETURNS

#### TOTAL YARDS

<b>Career:</b>	1080	Selmer Pederson, 1949-51
<b>Single-Season:</b>	565	Vic Washington, 1967
<b>Single-Game:</b>	145	Vic Washington, 1967

#### AVERAGE YARDS PER GAME

<b>Career:</b>	50.4	Vic Washington, 1966-67 (1008 in 20)
<b>Single-Season:</b>	56.5	Vic Washington, 1967 (565 in 10)

#### AVERAGE YARDS PER RETURN

<b>Career (Min. 25):</b>	13.0	Selmer Pederson, 1949-51 (1080 in 83)
<b>Single-Season (Min. 1.5 Per Game):</b>	16.1	Selmer Pederson, 1949 (386 in 24)
<b>Single-Game (Min. 3):</b>	36.3	Selmer Pederson, vs. Montana St. 1949 (109 in 3)

#### TOTAL RETURNS

<b>Career:</b>	104	Hoost Marsh, 2004-07
<b>Single-Season:</b>	53	Vic Washington, 1967
<b>Single-Game:</b>	9	Vic Washington, vs. Wichita State 1967

#### AVERAGE RETURNS PER GAME

<b>Career:</b>	4.4	Vic Washington, 1966-67 (87 in 20)
<b>Single-Season:</b>	5.3	Vic Washington, 1967 (53 in 10)

## SUMMARY AND MISCELLANEOUS

### TOTAL TOUCHDOWNS SCORED BY PUNT RETURN

<b>Career:</b>	3	Vic Washington, 1966-67
<b>Single-Season:</b>	2	Vic Washington, 1966
<b>Single-Game:</b>	1	Chris McNeill, vs. UNLV 2011
		Josh Barge, vs. Ole Miss 2004
		Kevin Parma, vs. Utah 1995
		Eddie Pratt, vs. San Diego State 1994
		Prentice Rhone, vs. San Diego State 1993
		Robert Rivers, vs. Southwest Louisiana 1991
		Robert Rivers, vs. Cal-Berkeley 1990
		Tim Mara, vs. UTEP 1989
		Chuck Kimbrough, vs. Houston 1987
		Vic Washington, vs. Arizona 1967
		Vic Washington, vs. UTEP 1966
		Vic Washington, vs. Wichita State 1966
		Vince Guinta vs. Montana 1956
		Selmer Pederson vs. Montana State 1949

#### LONGEST PUNT RETURN

95 – Sonny Jones, vs. Montana State 1948

### TOUCHDOWNS SCORED ON BLOCKED PUNTS

<b>Career:</b>	2	Derrick Martin, 2003-05
<b>Single-Game:</b>	1	Ghaali Muhammad vs. Texas 2009; Derrick Martin vs. Appalachian St. 2004; Derrick Martin vs. Montana St. 2003; Kofi Shuck vs. Hawaii 1996; John Burrough vs. NE Louisiana 1994; Vince Guinta vs. Montana 1956

### COMBINED KICKOFF AND PUNT RETURNS

#### TOTAL YARDS

<b>Career:</b>	2286	Darnell Clash, 1980-82
<b>Single-Season:</b>	1018	Darnell Clash, 1980
<b>Single-Game:</b>	219	Jovon Bouknight, vs. Utah 2005

#### AVERAGE YARDS PER GAME

<b>Career:</b>	79.9	Prentice Rhone, 1992-93 (1837 in 23)
<b>Single-Season:</b>	92.5	Darnell Clash, 1980 (1018 in 11)

#### AVERAGE YARDS PER RETURN

<b>Career (Min. 40):</b>	15.4	Prentice Rhone, 1992-93 (1837 in 119)
<b>Single-Season (Min. 2 Per Game):</b>	26.0	Jerry Marion, 1962 (519 in 20)
<b>Single-Game (Min. 5):</b>	27.4	Jovon Bouknight, vs. Utah 2005 (219 in 8)

#### TOTAL RETURNS

<b>Career:</b>	153	Darnell Clash, 1980-82
<b>Single-Season:</b>	65	Darnell Clash, 1980
<b>Single-Game:</b>	13	Prentice Rhone, vs. Oregon State 1993

#### AVERAGE RETURNS PER GAME

<b>Career:</b>	5.2	Prentice Rhone, 1992-93 (119 in 23)
		Vic Washington, 1966-67 (103 in 20)
<b>Single-Season:</b>	5.9	Darnell Clash, 1980 (65 in 11)

### TOTAL TOUCHDOWNS SCORED BY KICKOFF AND PUNT RETURNS

<b>Career:</b>	4	Vic Washington, 1966-67 (1 KOR, 3 PR)
<b>Single-Season:</b>	3	Vic Washington, 1966 (1 KOR, 2 PR)
<b>Single-Game:</b>	1	Held by many, most recently Devin Moore, vs. Colorado St. 2007

#### ALL-PURPOSE YARDAGE

(Yards gained receiving, rushing and all returns, including interceptions.)

#### TOTAL YARDS

<b>Career:</b>	5921	Jovon Bouknight, 2002-05 (3626 Rec., 2016 KOR, 279 Rush)
<b>Single-Season:</b>	2008	Devin Moore, 2008 (1301 Rush, 40 Rec., 667 KOR)
<b>Single-Game:</b>	387	Brian Hill, vs. Fresno State 2014 (281 Rush, 106 Rec.)

#### AVERAGE YARDS PER GAME

<b>Career:</b>	126.0	Jovon Bouknight, 2002-05 (3626 Rec., 2016 KOR, 279 Rush, for a total of 5921 in 47 games)
<b>Single-Season:</b>	167.3	Devin Moore, 2008 (1301 Rush, 40 Rec., 667 KOR)



**PRENTICE RHONE** (#28) thrilled Wyoming crowds with his kickoff and punt returns during the 1992 and 93 seasons. He was named the WAC Special Teams Player of the Year in his junior season of 92.





**GALAND THAXTON** (#90) is Wyoming's career and single-season tackle leader. Thaxton, who helped lead the Cowboys to the 1987 WAC Championship, was an All-Western Athletic Conference selection in 1986 and 1987. He also earned Third Team Associated Press All-America honors in '87.

## PUNTING

### TOTAL PUNTS

<b>Career:</b>	292	Austin McCoy, 2008-11
<b>Single-Season:</b>	84	Bob Jacobs, 1970
<b>Single-Game:</b>	12	Bob Jacobs, vs. Arizona State 1970 Bob Jacobs, vs. Houston 1969 Eddie Talboom, vs. Idaho 1950

### AVERAGE PUNTS PER GAME

<b>Career:</b>	7.8	Bob Jacobs, 1968-70 (235 in 30)
<b>Single-Season:</b>	8.4	Bob Jacobs, 1970 (84 in 10)

### AVERAGE YARDS PER PUNT

<b>Career</b> (Min. 60 Punts):	45.8	Rick Donnelly, 1981-84 (3802 in 83)
<b>Single-Season</b> (Min. 30 Punts):	47.5	Rick Donnelly, 1984 (2990 in 63)
<b>Single-Game</b> (Min. 5 Punts):	57.3	Chuck Spaulding, vs. New Mexico 1951 (458 in 8)

### LONGEST PUNT

90 – Sean Fleming, vs. Louisville 1989

### CAREER PUNTING AVERAGE LEADERS

(Min. 60 Punts)

(Beginning in 1951)

Punter, Year (Yards, Punts)	Avg.
1. Rick Donnelly, 1983-84 (3,702 yards, 81 punts)	45.8
2. Aron Langley, 1996-98 (7,649 yards, 171 punts)	44.7
3. Billy Vinnedge, 2006-07 (5,535 yards, 129 punts)	42.9
4. Jack Weil, 1980-83 (9,840 yards, 231 punts)	42.6
5. Adam Brooks, 2004-05 (3,590 yards, 85 punts)	42.2
6. Luke Donovan, 2001-03 (7,488 yards, 178 punts)	42.1
Joe Marion, 1973-75 (7,366 yards, 175 punts)	42.1
8. Tom Waring, 1999-00 (4,666 yards, 111 punts)	42.0
9. Bob Jacobs, 1968-70 (9,834 yards, 235 punts)	41.8
10. Ethan Wood, 2013-pres. (8,432 yards, 202 punts)	41.7

### SINGLE-SEASON PUNTING AVERAGE LEADERS

(Min. 30 Punts)

(Beginning in 1951)

Punter, Year (Yards, Punts)	Avg.
1. Rick Donnelly, 1984 (2,990 yards, 63 punts)	47.5
2. Aron Langley, 1996 (1,738 yards, 38 punts)	45.7
3. Jack Weil, 1983 (2,369 yards, 52 punts)	45.6
4. Aron Langley, 1997 (3,568 yards, 79 punts)	45.2
Brian Gragert, 1995 (1,808 yards, 40 punts)	45.2
6. Mike Smith, 1979 (3,125 yards, 70 punts)	44.6
7. Jack Weil, 1980 (1,892 yards, 43 punts)	44.0
8. Chuck Spaulding, 1951 (1,610 yards, 37 punts)	43.5
9. Aron Langley, 1998 (2,343 yards, 54 punts)	43.4
10. Austin McCoy, 2009 (3,463 yards, 80 punts)	43.3

### SINGLE-GAME PUNTING AVERAGE LEADERS

(Min. 5 Punts)

(Beginning in 1951)

Punter, Game (Yards, Punts)	Avg.
1. Chuck Spaulding, 11-10-51 UNM (458 yards, 8 punts)	57.3
2. Jack Weil, 9-17-83 Air Force (336 yards, 6 punts)	56.0
3. Jack Weil, 11-1-80 Colorado State (389 yards, 7 punts)	55.6
4. Brian Gragert, 10-29-94 Air Force (275 yards, 5 punts)	55.2
5. Rick Donnelly, 10-13-84 BYU (324 yards, 6 punts)	54.0
6. Sean Fleming, 10-22-90 Air Force (322 yards, 6 punts)	53.6
7. Austin McCoy, 9-18-10 Boise State (374 yards, 7 punts)	53.4
8. Mike Smith, 10-27-79 UNLV (373 yards, 7 punts)	53.3
9. Austin McCoy, 9-26-09 UNLV (266 yards, 5 punts)	53.2
10. Don Clayton, 12-2-78 LSU (309 yards, 6 punts)	51.5

## DEFENSIVE LEADERS

### CAREER TACKLE LEADERS

(Beginning in 1965 when defensive records began)

1.	467	Galand Thaxton 1984-87
2.	440	Jim Talich 1994-97
3.	379	John Salley 1979-82
4.	373	Chris Prosinski 2007-10
5.	368	Gabe Knapton 2008-11
6.	352	Ken Fantetti 1975-78
7.	343	Ward Dobbs 2005-08
8.	334	Tyler Gottschalk 2000-03
9.	324	Mike Schenbeck 1985-88
10.	311	Bruce Mowry 1981-84
11.	309	Brian Hendricks 2008-11

### SINGLE-SEASON TACKLE LEADERS

(Beginning in 1965 when defensive records began)

1.	158	Galand Thaxton 1986
2.	143	Galand Thaxton 1987
	143	John Salley 1982
4.	140	Chris Prosinski 2009
5.	139	Bruce Mowry 1984
6.	138	Jim Talich 1996
7.	136	Brian Brown 1997
8.	134	Jordan Stanton 2013
	134	Al Duyn 1973
10.	128	Gabe Knapton 2009
11.	127	Marqueston Huff 2013
	127	Paul Nunu 1976

**DEFENSIVE LEADERS (CONT.)****SINGLE-GAME TACKLE LEADERS***(Beginning in 1965 when defensive records began)*

1.	23	Brian Hendricks, at Air Force 2009
2.	21	Frank Erzinger, vs. New Mexico 1972
3.	20	Marqueston Huff, at Utah State 2013
	20	Paul Nunu, vs. New Mexico 1976
5.	19	Daniel Gleason, at BYU 1968
	19	Jim Talich, at SMU 1997
7.	18	Jordan Stanton, vs. Colorado State 2013
	18	Marqueston Huff, at Nebraska 2013
	18	Brian Hendricks, at Colorado 2009
	18	Gabe Knapton, at UNLV 2008
	18	Ward Dobbs, vs. Air Force 2006
	18	Ward Dobbs, at Utah 2005
	18	Jim Talich, vs. Air Force 1996
	18	Daryl Harris, at Air Force 1989
	18	Galand Thaxton, at Hawaii 1986
	18	Ken Fantetti, vs. Utah State 1977
	18	Ken Fantetti, vs. Utah 1978
	18	Don Meadows, vs. Arizona 1971
	18	Tom Gordon, vs. New Mexico 1970
	18	Jim House, vs. Colorado State 1967

**CAREER SACK LEADERS***(Beginning in 1980 when sacks became a stat)*

1.	49	Mitch Donahue 1987-90
2.	30	Pat Rabold 1985-88
	30	Jeff Knapton 1984-87
4.	27	Patrick Chukwurah 1997-00
5.	24	John Fletcher 2006-09
	24	Thomas Williams 1989-93
7.	23	David Edeen 1986-88
	23	Doug Rigby 1988-91
9.	21.5	Eddie Yarbrough 2012-15
10.	19	Brent Schieffer 1991-94
	19	Craig Schlichting 1986-89

**SINGLE-SEASON SACK LEADERS***(Beginning in 1980 when sacks became a stat)*

1.	22	Mitch Donahue 1990
2.	19	Jeff Knapton 1987
3.	16	Pat Rabold 1988
4.	14	Pat Rabold 1987
5.	11	Brent Schieffer 1993
	11	Thomas Williams 1990
	11	Craig Schlichting 1988
	11	David Edeen 1988
9.	10.5	John Fletcher, 2007
10.	10	Mitch Donahue 1989
	10	Mitch Donahue 1988
	10	David Edeen 1987
	10	Jim Eliopoulos 1981

**SINGLE-GAME SACK LEADERS***(Beginning in 1980 when sacks became a stat)*

1.	5.0	Dave Edeen, vs. BYU 1988
2.	4.0	Korey Jones, vs. Texas State 2001
3.	3.5	Josh Biezuns, vs. Colorado State 2010
	3.5	John Fletcher, vs. UNLV 2007
5.	3.0	17 times in UW history, most recently by: Eddie Yarbrough, vs. Idaho 2013 Eddie Yarbrough, vs. UNLV 2012 Gabe Knapton, vs. New Mexico 2010 Mitch Donahue, vs. Utah 1990 Mitch Donahue, vs. New Mexico 1990 Mitch Donahue, vs. UTEP 1990 Doug Rigby, vs. UTEP 1990

**CAREER TACKLES FOR LOSS LEADERS***(Beginning in 2000 when TFL became a stat)*

1.	39.0	Eddie Yarbrough 2012-15
2.	36.0	John Fletcher 2005-09
3.	31.0	Josh Biezuns 2008-11
4.	26.5	Zach Morris 2001-04
5.	24.0	Ward Dobbs 2005-08
6.	23.5	John Flora 2004-05
7.	22.5	Gabe Knapton 2008-11
8.	20.5	Mitch Unrein 2005-09
9.	20.0	Weston Johnson 2006-09
10.	19.0	Ghaali Muhammad 2009-12
	19.0	Patrick Chukwurah 1997-00
	19.0	Tyler Gottschalk 2000-03

**SINGLE-SEASON TACKLES FOR LOSS LEADERS***(Beginning in 2000 when TFL became a stat)*

1.	19.0	Patrick Chukwurah 2000
2.	14.0	John Fletcher 2007
3.	13.0	Weston Johnson 2009
4.	12.5	John Fletcher 2009
	12.5	Zach Morris 2004
6.	12.0	Eddie Yarbrough 2013
7.	11.0	Josh Biezuns 2011
	11.0	Mitch Unrein 2007
	11.0	Randy Tscharnner 2003
10.	10.5	Eddie Yarbrough 2015
	10.5	Eddie Yarbrough 2014
	10.5	Josh Biezuns 2010

**SINGLE-GAME TACKLES FOR LOSS LEADERS***(Beginning in 2000 when TFL became a stat)*

1.	4.0	Eddie Yarbrough at UNLV 2012
	4.0	Korey Jones, vs. Texas State 2011
	4.0	Josh Biezuns, vs. Colorado State 2010
	4.0	Ward Dobbs, at Tennessee 2008
	4.0	John Fletcher, vs. Weber State 2009
	4.0	Randy Tscharnner, vs. BYU 2003
7.	3.5	Eddie Yarbrough, vs. Idaho 2013
	3.5	John Fletcher, vs. UNLV 2007
	3.5	Zach Morris, vs. San Diego State 2004
	3.5	Eddie Yarbrough, vs. San Jose State 2014
11.	3.0	14 times in UW history, most recently by: Sonny Putetasi, vs. San Jose State 2013 Ghaali Muhammad, at Nevada 2012 Gabe Knapton, at New Mexico 2010 Ward Dobbs, vs. Colorado State 2008



**MITCH DONAHUE** (#49) is Wyoming's career sack leader with 49. Donahue earned All-WAC honors in 1988, 89 and 90. He was the WAC Defensive Player of the Year in 89 and 90 and was a 1990 All-America selection.



## INTERCEPTION LEADERS

### TOTAL YARDS

<b>Career:</b>	203	Paul Toscano, 1965-67
<b>Single-Season:</b>	165	Paul Toscano, 1966
<b>Single-Game:</b>	100	Jacque Finn, vs. BYU 2002
	99	Blair Burns, vs. Colorado State 2012
	*98	Pete Benedetti, vs. Utah 1984

*\*Indicates an intercepted fumble return.*

### AVERAGE YARDS PER GAME

<b>Career:</b>	10.2	Paul Toscano, 1965-67 (203 in 20)
<b>Single-Season (Min. 4 Int.):</b>	21.5	Blair Burns, 2011 (86 in 4)
	16.5	Paul Toscano, 1966 (165 in 10)

### AVERAGE YARDS PER INTERCEPTION

<b>Career (Min. 6 Int.):</b>	29.0	Paul Toscano, 1965-67 (203 in 7)
<b>Single-Season (Min. 4 Int.):</b>	27.5	Paul Toscano, 1966 (165 in 6)
<b>Single-Game (Min. 2 Int.):</b>	32.5	Blair Burns, vs. Bowling Green 2011 (65 in 2)
	30.5	Royal McMullen, vs. Idaho State 1949 (61 in 2)

### TOTAL INTERCEPTIONS

<b>Career:</b>	17	Brian Lee, 1994-97
<b>Single-Season:</b>	8	Brian Lee, 1996 and 1997
<b>Single-Game:</b>	3	Shamuel Gary, vs. Weber State 2009
	3	Selmer Pederson, vs. Denver 1950
	3	Brian Lee, vs. SMU 1996
	3	Brian Lee, vs. Montana 1997

### TOTAL INTERCEPTIONS RETURNED FOR TOUCHDOWNS

<b>Career:</b>	2	Chuck Kimbrough, 1986-87; Brian Lee, 1994-97
		Jerry Berry, 1969; Ward Dobbs, 2005-08
<b>Single-Season:</b>	2	Chuck Kimbrough, 1987; Jerry Berry, 1969; Ward Dobbs, 2008
<b>Single-Game:</b>	1	Held by many, most recently by
		Cortland Fort, vs. Northern Colorado 2013
		Jordan Stanton, vs. Northern Colorado 2013

### CAREER INTERCEPTION LEADERS

*(Beginning in 1965 when defensive records began)*

1.	17	Brian Lee 1994-97
2.	14	Paul Wallace 1989-92
3.	10	Mark Thomas 1983-86
4.	9	Tashaun Gipson 2008-11
	9	Julius Stinson 2004-07
	9	Steve McMillon 1984-1988
	9	Michael Davis 1980-81
	9	Kevin McClain 1974-76
9.	8	Jacque Finn 2000-03
10.	7	John Wendling 2003-06
	7	Al Rich 1997-01
	7	Je'Ney Jackson 1994-97
	7	Pete Benedetti 1981-85
	7	Darnell Clash 1980-82
	7	Lee Mitchell 1978-81
	7	Bruce Small 1980-81
	7	Ken Jones 1978-79
	7	Jerry Eure 1977-79
	7	Saunders Montague 1977-79
	7	Vic Washington, 1966-67

### SINGLE-SEASON INTERCEPTION LEADERS


*(Beginning in 1965 when defensive records began)*

1.	8	Brian Lee 1997
	8	Brian Lee 1996
3.	6	Mark Thomas 1986
	6	Bruce Small 1980
	6	Michael Davis 1980
	6	Dick Speights 1966
	6	Paul Toscano 1966
8.	5	Julius Stinson 2007
	5	Chris Dixon 2003
	5	Je'Ney Jackson 1997
	5	Paul Wallace 1992
	5	Junior Marcellus 1992
	5	Paul Wallace 1990
	5	Darnell Clash 1982
	5	Lee Mitchell 1981
	5	Mike Dennis 1978

## SINGLE-GAME INTERCEPTION LEADERS

*(Beginning in 1965 when defensive records began)*

1.	3	Brian Lee, vs. Montana 1997
	3	Brian Lee, vs. SMU 1996
	3	Shamuel Gary, vs. Weber State 2009
	3	Selmer Pederson, vs. Denver 1950
5.	2	48 times in UW history; most recently by:
		Tyran Finley, vs. Fresno State 2014
		Blair Burns, vs. Bowling Green 2011
		Tashaun Gipson, vs. UNLV 2009
		Chris Prosinski, vs. North Dakota State 2008
		Julius Stinson, vs. Virginia 2007
		Dorsey Golston, at TCU, 2006
		Julius Stinson, vs. Louisiana-Monroe 2005



**BRIAN LEE** (#45) holds Wyoming records for career interceptions (17), single-season interceptions (8) and single-game interceptions (3). The single-game record he shares with Selmer Pederson and Shamuel Gary.

SEASON OUTLOOK

COWBOY COACHES

THE COWBOYS

THE OPPONENTS

SEASON IN REVIEW

RECORDS & HISTORY

MOUNTAIN WEST

UW ADMINISTRATION

(The names and statistics in bold indicate single-season records for most receptions or most total yards gained.)

## RECEIVING

Year	Player	Rec.	Yards	TD
1951	Dewey McConnell	47	775	8
1952	Harry Geldien	11	216	1
1953	Chick Magagna	8	177	2
1954	John Watts	10	291	5
1955	Bob Marshall	4	95	-
1956	John Watts	10	287	4
1957	Russ Mather	12	319	1
1958	Bob Sawyer	7	215	1
1959	Dick Hamilton	9	245	2
1960	Mark Smolinski	8	88	1
1961	Mike Walker	9	118	1
1962	Tom Delaney	13	146	1
1963	Tom Delaney	19	301	3
1964	Darryl Alleman	32	519	3
1965	Bill Prout	28	325	2
1966	Jerry Marion	33	612	7
1967	Gene Huey	53	868	5
1968	Gene Huey	43	626	9
1969	Bill Kyranris	35	571	5
1970	Ken Hustad	25	238	2
1971	Scott Freeman	44	803	3
1972	Scott Freeman	26	429	4
1973	Archie Gray	40	988	7
1974	Archie Gray	27	394	1
1975	John Arnold	23	376	2
1976	Walter Howard	16	305	3
1977	Walter Howard	24	491	1
1978	Dan Pittman	15	367	3
1979	Dan Pittman	41	733	6
1980	Steve Martinez	27	513	4
1981	Steve Martinez	37	629	4
1982	Steve Martinez	35	546	2
1983	Chris Kolodzieszki	43	576	5
1984	Allyn Griffin	38	835	6
1985	Allyn Griffin	43	668	4
1986	James Loving	54	673	6
1987	Bill Hoffman	69	799	3
1988	Ted Gilmore	40	594	3
1989	Gordy Wood	60	632	4
1990	Shawn Wiggins	58	1018	4
1991	Ryan Yarborough	53	1081	13
1992	Ryan Yarborough	86	1351	12
1993	Ryan Yarborough	75	1584	16
1994	Marcus Harris	71	1431	11
1995	Marcus Harris	78	1423	14
1996	<b>Marcus Harris</b>	<b>109</b>	<b>1650</b>	<b>13</b>
1997	Wendell Montgomery	58	905	4
1998	Wendell Montgomery	57	789	0
1999	Wendell Montgomery	41	733	5
2000	Ryan McGuffey	63	696	4
2001	Ryan McGuffey	65	751	1
2002	Jovon Bouknight	63	689	3
2003	Ryan McGuffey	68	815	5
2004	Jovon Bouknight	63	1075	7
2005	Jovon Bouknight	77	1116	12
2006	Michael Ford	60	674	4
2007	Michael Ford	48	559	3
2008	Greg Bolling	26	271	2
2009	David Leonard	77	705	3
2010	David Leonard	47	452	3
2011	Dominic Rufran	44	402	2
2012	Chris McNeill	63	722	5
2013	Dominic Rufran	75	960	8
2014	Dominic Rufran	45	596	0
2015	Jake Maulhardt	57	653	8

## PASSING

Year	Player	Comp.	Att.	Yds.	TD
1951	Harry Geldien	41	74	491	4
1952	Chuck Spaulding	53	135	703	5
1953	Joe Mastrogiavanni	60	129	890	3
1954	Joe Mastrogiavanni	50	113	798	1
1955	Joe Mastrogiavanni	20	54	329	6
1956	Larry Zowada	41	96	878	7
1957	Larry Zowada	63	123	862	3
1958	Jim Walden	21	50	491	5
1959	Jim Walden	45	101	882	11
1960	Chuck Lamson	20	42	243	3
1961	Andy Melosky	33	72	464	3
1962	Jeff Hartman	25	42	287	2
1963	Tom Wilkinson	64	137	902	10
1964	Tom Wilkinson	60	115	1021	7
1965	Tom Wilkinson	84	154	1313	6
1966	Rick Egloff	83	188	1181	13
1967	Paul Toscano	134	241	1191	18
1968	Skip Jacobson	81	151	1008	9
1969	Ed Synakowski	94	200	1053	5
1970	Scott Freeman	67	164	605	3
1971	Gary Fox	171	328	2336	14
1972	Steve Cockreham	61	137	1010	8
1973	Steve Cockreham	89	209	1639	13
1974	Rick Costello	118	249	1639	6
1975	Steve Trusso	24	48	381	1
1976	Don Clayton	21	65	409	5
1977	Don Clayton	35	92	530	1
1978	Marc Cousins	52	138	928	6
1979	Phil Davis	113	241	1687	8
1980	Phil Davis	63	147	1143	6
1981	Phil Davis	75	145	1173	9
1982	Craig Johnson	79	175	1130	-
1983	Brad Baumberger	112	189	1551	10
1984	Scott Runyan	68	148	1353	10
1985	Scott Runyan	62	153	919	7
1986	Scott Runyan	138	271	1651	12
1987	Craig Burnett	258	467	3131	21
1988	Randy Welniak	199	354	2791	21
1989	Tom Corontzos	153	280	2005	14
1990	Tom Corontzos	211	399	2956	15
1991	Tom Corontzos	203	363	2686	19
1992	Joe Hughes	216	373	2706	1
1993	Joe Hughes	236	414	3372	24
1994	John Gustin	181	306	2757	17
1995	Josh Wallwork	163	271	2363	21
1996	<b>Josh Wallwork</b>	<b>286</b>	<b>458</b>	<b>4090</b>	<b>33</b>
1997	Jay Stoner	149	299	1890	8
1998	Jay Stoner	183	316	2373	11
1999	Jay Stoner	135	222	1859	8
2000	Jay Stoner	171	275	1552	10
2001	Casey Bramlet	225	432	3069	9
2002	Casey Bramlet	277	464	3290	24
2003	Casey Bramlet	241	425	3037	22
2004	Corey Bramlet	195	334	2409	12
2005	Corey Bramlet	214	359	2610	16
2006	Karsten Sween	128	212	1304	9
2007	Karsten Sween	215	359	2028	12
2008	Chris Stutzriem	55	98	660	5
2009	Austyn Carta-Samuels	191	326	1953	10
2010	Austyn Carta-Samuels	154	252	1702	9
2011	Brett Smith	253	415	2622	20
2012	Brett Smith	205	330	2837	27
2013	Brett Smith	293	467	3375	29
2014	Colby Kirkegaard	206	359	2660	12
2015	Cameron Coffman	152	241	1951	18



(The names and statistics in bold indicate single-season records for most total yards gained or most points scored.)

## RUSHING

Year	Player	Rushes	Net.	Avg.
1951	Harry Geldien	158	502	3.2
1952	Chuck Spaulding	167	512	3.1
1953	Joe Mastrogiavanni	144	624	4.3
1954	Jerry Jester	122	750	6.1
1955	Jerry Jester	140	696	4.9
1956	Jim Crawford	200	1104	5.6
1957	Greg Maushart	111	516	4.6
1958	Dick Hamilton	62	381	6.1
1959	Jerry Hill	97	579	5.9
1960	Jerry Hill	144	636	4.4
1961	Chuck Lamson	93	451	4.8
1962	Rick Desmarais	77	301	3.9
1963	Wayne Linton	82	317	3.9
1964	Jeff Hartman	77	301	3.9
1965	Jim Kiick	131	534	4.1
1966	Jim Kiick	145	597	4.1
1967	Jim Kiick	155	583	3.8
1968	Dave Hampton	137	749	5.5
1969	Frosty Franklin	151	541	3.6
1970	Frosty Franklin	149	542	3.6
1971	Forrest Franklin	196	534	3.8
1972	Charles Shaw	158	797	5.0
1973	Andy Dixon	90	487	5.4
1974	Robbie Wright	140	604	4.3
1975	Lawrence Gaines	161	894	5.6
1976	Robbie Wright	135	718	5.3
1977	Myron Hardeman	186	1165	6.3
1978	Myron Hardeman	119	658	6.5
1979	Phil Davis	240	629	2.6
1980	Mandel Robinson	152	873	5.7
1981	Phil Davis	142	575	4.0
1982	Walter Goffigan	121	586	4.8
1983	Walter Goffigan	161	827	5.0
1984	Dave Evans	183	979	5.3
1985	Toriano Taylor	136	692	5.1
1986	Gerald Abraham	139	668	4.7
1987	Gerald Abraham	238	1305	5.5
1988	Dabby Dawson	151	1119	7.4
1989	Dabby Dawson	182	1005	5.5
1990	Dwight Driver	154	684	4.4
1991	Terrance Hendricks	164	815	5.0
1992	Dwight Driver	229	1027	4.5
1993	Ryan Christopherson	222	1042	4.7
1994	Ryan Christopherson	300	1455	4.9
1995	Len Sexton	129	810	6.3
1996	Len Sexton	164	826	5.0
1997	Marques Brigham	153	696	4.5
1998	Marques Brigham	259	1114	4.3
1999	Cliff Brye	76	451	5.9
2000	Nate Scott	110	645	5.9
2001	Nate Scott	111	550	5.0
2002	Derek Armah	124	596	4.8
2003	Derek Armah	177	683	3.9
2004	Ivan Harrison	159	587	3.7
2005	Wynel Seldon	187	871	4.7
2006	Wynel Seldon	156	610	3.9
2007	Devin Moore	198	965	4.9
2008	Devin Moore	249	1301	5.2
2009	Alvester Alexander	136	640	4.7
2010	Alvester Alexander	189	792	4.2
2011	Brett Smith	139	710	5.1
2012	D.J. May	77	374	4.9
2013	Shaun Wick	166	979	5.9
2014	Brian Hill	145	796	5.5
2015	<b>Brian Hill</b>	<b>251</b>	<b>1631</b>	<b>5.8</b>

## TOTAL OFFENSE

Year	Player	Plays	Rush	Pass	Total
1951	Harry Geldien	-	502	491	993
1952	Chuck Spaulding	-	512	703	1215
1953	Joe Mastrogiavanni	-	624	890	1514
1954	Joe Mastrogiavanni	-	95	798	893
1955	Jerry Jester	-	696	69	765
1956	Jim Crawford	-	1104	10	1114
1957	Larry Zowada	-	-48	862	814
1958	Jim Walden	-	79	491	570
1959	Jerry Hill	-	579	84	663
1960	Jerry Hill	-	636	12	648
1961	Mike Walker	-	350	118	468
1962	Jim Hill	-	98	248	346
1963	Tom Wilkinson	209	80	902	982
1964	Tom Wilkinson	165	-31	1021	990
1965	Tom Wilkinson	200	-98	1313	1215
1966	Rick Egloff	247	249	1191	1440
1967	Paul Toscano	335	124	1791	1915
1968	Skip Jacobson	201	-9	1008	999
1969	Ed Synakowski	267	46	1057	1103
1970	Scott Freeman	241	190	605	795
1971	Gary Fox	369	-161	2336	2175
1972	Steve Cockreham	308	521	1010	1531
1973	Steve Cockreham	337	179	1649	1829
1974	Rick Costello	319	-221	1639	1418
1975	Lawrence Gaines	161	894	-	894
1976	Marc Cousins	167	523	403	926
1977	Myron Hardeman	186	1165	-	1165
1978	Marc Cousins	297	322	928	1250
1979	Phil Davis	481	629	1687	2316
1980	Phil Davis	298	521	1143	1664
1981	Phil Davis	287	575	1173	1748
1982	Craig Johnson	355	536	1130	1666
1983	Brad Baumberger	374	534	1552	2085
1984	Scott Runyan	283	407	1353	1760
1985	Scott Runyan	268	166	919	1085
1986	Scott Runyan	310	44	1651	1695
1987	Craig Burnett	498	-45	3131	3086
1988	Randy Welniak	505	415	2791	3206
1989	Tom Corontzos	364	-95	2005	1910
1990	Tom Corontzos	509	-64	2956	2892
1991	Tom Corontzos	449	-139	2868	2729
1992	Joe Hughes	491	137	2706	2843
1993	Joe Hughes	473	34	3372	3406
1994	John Gustin	378	38	2757	2795
1995	Josh Wallwork	320	181	2363	2544
1996	<b>Josh Wallwork</b>	<b>525</b>	<b>119</b>	<b>4090</b>	<b>4209</b>
1997	Jay Stoner	364	113	1890	2003
1998	Jay Stoner	398	4	2373	2377
1999	Jay Stoner	288	-94	1859	1765
2000	Jay Stoner	328	-174	1552	1378
2001	Casey Bramlet	521	-21	3069	3048
2002	Casey Bramlet	565	35	3290	3325
2003	Casey Bramlet	523	-101	3037	2936
2004	Corey Bramlet	458	209	2409	2618
2005	Corey Bramlet	441	109	2610	2719
2006	Karsten Sween	267	-88	1304	1216
2007	Karsten Sween	428	-121	2028	1907
2008	Devin Moore	249	1301	-	1301
2009	Austyn Carta-Samuels	468	366	1953	2319
2010	Austyn Carta-Samuels	369	395	1072	2094
2011	Brett Smith	554	710	2622	3332
2012	Brett Smith	444	248	2837	3085
2013	Brett Smith	592	573	3375	3948
2014	Colby Kirkegaard	437	-110	2660	2550
2015	Cameron Coffman	286	-118	1951	1833

SEASON OUTLOOK

COWBOY COACHES

THE COWBOYS

THE OPPONENTS

SEASON IN REVIEW

RECORDS & HISTORY

MOUNTAIN WEST

UW ADMINISTRATION

## YEAR-BY-YEAR

(The names and statistics in bold indicate single-season records for most total yards gained. In the case of punting it indicates best average)

## SCORING

Year	Player	TD	PAT-K	PAT-R	FG	Points
1950	<b>Eddie Talboom</b>	<b>15</b>	<b>40</b>	<b>0-0</b>	<b>0-0</b>	<b>130</b>
1951	Harry Geldien	11	0-0	0-0	0-0	66
1952	Chuck Spaulding	6	1-1	0-0	0-0	37
1953	Joe Mastrogiovanni	9	13-14	0-0	0-0	67
1954	Joe Watts	8	0-0	0-0	0-0	48
1955	Joe Mastrogiovanni	3	20-24	2-2	0-0	42
1956	Jim Crawford	14	12-19	0-0	0-0	96
1957	Greg Maushart	5	0-0	0-0	0-0	30
1958	Dick Hamilton	5	0-0	0-0	0-0	30
1959	Jerry Hill	8	0-0	1-1	0-0	50
1960	Jerry Hill	6	0-0	0-0	0-0	36
1961	Mike Walker	5	0-0	1-1	0-0	32
1962	Rick Desmarais	6	0-0	0-0	0-0	36
1963	Wayne Linton	5	0-0	0-0	0-0	30
1964	George Squires	0	20-21	0-0	7-12	41
1965	Jerry DePoyster	0	21-26	0-0	8-18	45
1966	Jerry DePoyster	0	32-39	0-0	13-38	71
1967	Jerry DePoyster	0	21-31	0-0	15-37	66
1968	Bob Jacobs	0	26-29	0-0	14-29	68
1969	Bob Jacobs	0	22-23	0-0	18-28	76
1970	Scott Freeman	4	0-0	0-0	0-0	24
1971	Jerry Gadlin	7	0-0	0-0	0-0	42
1972	Archie Cockreham	10	0-0	1-3	0-0	62
1973	Joe Marion	0	29-30	0-0	5-15	44
1974	Robbie Wright	9	0-0	0-0	0-0	54
1975	Andy Dixon	6	0-0	0-0	0-0	36
1976	Marc Cousins	10	0-0	0-0	0-0	60
1977	Myron Hardeman	9	0-0	0-0	0-0	54
1978	Dan Christopoulos	0	23-27	0-0	16-22	71
1979	Phil Davis	10	0-4	0-0	0-0	60
1980	Steve Tobin	0	37-38	0-0	11-15	70
1981	Phil Davis	10	0-0	0-0	0-0	60
1982	Steve Tobin	0	26-28	0-0	9-13	53
1983	Walter Goffigan	10	0-0	1-1	0-0	62
1984	Kevin Lowe	13	0-0	1-1	0-0	80
1985	Stan Waddell	7	0-0	0-0	0-0	42
1986	Greg Worker	0	25-27	0-0	10-17	55
1987	Greg Worker	0	47-48	0-0	15-28	92
1988	Sean Fleming	0	59-59	0-0	17-25	110
1989	Sean Fleming	0	33-34	0-0	10-19	63
1990	Sean Fleming	0	31-31	0-0	19-29	88
1991	Ryan Yarbrough	13	0-0	0-0	0-0	78
1992	Dwight Driver	12	0-0	2-2	0-0	74
1993	Ryan Yarbrough	16	0-0	1-2	0-0	98
1994	Ryan Christopherson	11	0-0	0-0	0-0	66
	Marcus Harris	11	0-0	0-0	0-0	66
1995	Marcus Harris	14	0-0	0-0	0-0	84
1996	Cory Wedel	0	48-48	0-0	20-27	108
1997	Cory Wedel	0	38-38	0-0	14-22	80
1998	Aaron Elling	0	21-22	0-0	16-20	69
1999	Aaron Elling	0	33-34	0-0	11-21	66
2000	Aaron Elling	0	16-16	0-0	10-14	46
2001	J.D. Wallum	0	17-18	0-0	20-23	77
2002	Scottie Vines	9	0-0	1-1	0-0	56
2003	Deric Yaussi	0	34-35	0-0	12-17	70
2004	Deric Yaussi	0	36-36	0-0	18-25	90
2005	Jovon Bouknight	12	0-0	0-0	0-0	72
2006	Aric Goodman	0	18-20	0-0	10-16	48
2007	Billy Vinnedge	0	22-24	0-0	13-18	61
2008	Devin Moore	7	0-0	0-0	0-0	42
2009	Ian Watts	0	19-21	0-0	12-15	55
2010	Alvester Alexander	14	0-0	0-0	0-0	84
2011	Brett Smith	11	0-0	1-1	0-0	68
2012	Stuart Williams	0	35-37	0-0	7-12	56
2013	Shaun Wick	11	0-0	0-0	0-0	66
2014	Stuart Williams	0	31-31	0-0	12-17	67
2015	Jake Maulhardt	8	0-0	0-0	0-0	48

## KICKOFF RETURNS

Year	Player	No.	Yds.	Avg.
1951	Harry Geldien	11	335	30.5
1952	Harold Farmer	8	143	17.9
1953	<i>No Records Kept</i>			
1954	Jerry Jester	8	221	27.6
1955	Jerry Jester	1	25	25.0
1956	Jim Crawford	12	306	25.5
1957	Gene Domzalski	7	183	26.1
1958	Bob Sawyer	9	226	25.1
1959	Jerry Hill	4	70	17.5
1960	Bud Snyder	5	114	22.8
1961	Bob Bisacre	5	89	17.8
1962	Dave Martin	11	275	25.0
1963	Darrell Workman	8	166	20.8
1964	Jerry Marion	7	202	28.9
1965	Bill Prout	14	338	24.1
1966	Vic Washington	7	234	33.4
1967	Hub Lindsey	7	181	25.9
1968	Jim Keen	11	188	17.0

## KICKOFF RETURNS (CONT.)

Year	Player	No.	Yds.	Avg.
1969	Frosty Franklin	10	191	19.1
1970	Tom Silvanic	12	248	20.7
1971	Steve Cockreham	4	95	23.8
1972	Archie Gray	9	251	27.9
1973	George Kockyer	5	125	25.0
1974	Robbie Wright	9	238	26.4
1975	Scott C. Parham	11	237	21.5
1976	Latraia Jones	4	124	31.0
1977	Tony Caldwell	6	149	24.8
1978	Danny Pittman	14	271	19.4
1979	Mike Dennis	8	168	21.0
1980	Darnell Clash	26	595	22.9
1981	Darnell Clash	21	490	23.3
1982	Darnell Clash	11	216	19.6
1983	Kevin Lowe	14	305	21.8
1984	Kevin Lowe	29	642	22.1
1985	Steve Vana	21	445	21.2
1986	Anthony Sargent	18	386	21.4
1987	James Loving	9	154	17.1
1988	Peter Gunn	30	701	23.4
1989	Peter Gunn	22	467	21.2
1990	Amaicure Harris	16	359	22.4
1991	Amaicure Harris	12	247	20.6
1992	Prentice Rhone	27	569	21.1
1993	Prentice Rhone	31	617	19.9
1994	Richard Peace	17	339	19.9
1995	Richard Peace	19	420	22.1
1996	Marques Brigham	16	369	23.1
1997	Brahms Derenoncourt	11	314	28.6
1998	Tim Beasley	10	220	22.0
1999	Alex English	10	292	29.2
2000	Travis Short	15	256	17.1
2001	Leonard Jones	12	210	17.5
2002	Leonard Jones	28	570	20.4
2003	Jovon Bouknight	26	616	23.7
2004	Jovon Bouknight	23	527	22.9
2005	Jovon Bouknight	20	555	27.8
2006	Devin Moore	15	245	16.3
2007	Troy Lewis	25	621	24.8
2008	Devin Moore	31	667	21.5
2009	<b>Marcell Gipson</b>	<b>32</b>	<b>723</b>	<b>22.6</b>
2010	Ghaali Muhammad	22	510	23.2
2011	Dominic Rufran	17	369	21.7
2012	D.J. May	9	188	20.9
2013	Jalen Claiborne	16	293	18.3
2014	D.J. May	10	242	24.2
2015	D.J. May	24	630	26.2

## PUNT RETURNS

Year	Player	No.	Yds.	Avg.
1951	Selmer Pederson	39	420	10.8
1952	Harold Farmer	24	264	11.0
1953	<i>No Records Kept</i>			
1954	Butch Wilson	4	48	12.0
1955	Pete Kutches	1	8	8.0
1956	John Watts	3	85	2.8
1957	Jack Allen	5	86	17.2
1958	Jack Allen	4	123	30.7
1959	Jim Walden	10	86	8.6
1960	Bud Snyder	8	146	18.3
1961	Bud Spicer	6	143	23.8
1962	Dave Marion	9	244	27.1
1963	Garry McLean	3	46	15.3
1964	Jerry Marion	14	83	5.9
1965	Bill Prout	9	58	6.4
1966	Vic Washington	34	443	13.0
1967	<b>Vic Washington</b>	<b>53</b>	<b>565</b>	<b>10.6</b>
1968	Jim Barrows	22	244	11.1
1969	Jim Barrows	25	212	8.5
1970	Tom Silvanic	21	118	5.6
1971	Dave Wentworth	4	53	13.3
1972	Archie Gray	8	58	7.3
1973	Aaron Kyle	6	52	8.7
1974	Karl Coleman	4	48	12.0
1975	John Arnold	5	27	5.4
1976	John Arnold	18	126	7.0
1977	Myron Hardeman	4	75	8.8
1978	Myron Hardeman	9	97	10.8
1979	Steve Martinez	17	101	5.9
1980	Darnell Clash	39	423	10.8
1981	Darnell Clash	28	339	12.1
1982	Darnell Clash	28	223	8.0
1983	Oliver Davis	30	284	9.5
1984	Oliver Davis	23	222	9.7
1985	Steve Vana	16	143	8.9
1986	Anthony Sargent	22	258	7.8
1987	Anthony Sargent	48	367	7.6
1988	Freddie Dussett	33	259	7.9



(The names and statistics in bold indicate single-season records for most total yards gained. In the case of punting it indicates best average)

## PUNT RETURNS (CONT.)

Year	Player	No.	Yds.	Avg.
1989	Tim Mara	34	301	8.9
1990	Robert Rivers	19	253	13.3
1991	Robert Rivers	24	265	11.0
1992	Prentice Rhone	30	317	10.6
1993	Prentice Rhone	31	334	10.8
1994	Eddie Pratt	9	97	10.8
1995	Kevin Parma	14	171	12.2
1996	Marcus Harris	20	187	9.4
1997	Mike Jenkins	31	256	8.3
1998	Jon Jennings	27	174	6.4
1999	Jon Jennings	26	224	8.6
2000	Ryan McGuffey	17	135	7.9
2001	Scottie Vines	18	108	6.0
2002	Scottie Vines	15	103	6.9
2003	Josh Barge	24	229	9.5
2004	Hoost Marsh	25	337	13.5
2005	Hoost Marsh	25	205	8.2
2006	Hoost Marsh	24	205	8.5
2007	Hoost Marsh	30	200	6.7
2008	David Leonard	11	81	7.4
2009	David Leonard	16	207	12.9
2010	David Leonard	4	31	7.8
2011	Chris McNeill	6	101	16.8
2012	Blair Burns	12	122	10.2
2013	Jalen Claiborne	13	42	3.2
2014	Jalen Claiborne	14	139	9.9
2015	Tanner Gentry	7	73	10.4

## PUNTING

Year	Player	No.	Yds.	Avg.
1951	Chuck Spaulding	37	1610	43.5
1952	Chuck Spaulding	59	2382	40.4
1953	Joe Mastrogiavanni	37	1191	32.1
1954	Jerry Jester	31	1169	37.7
1955	Jerry Jester	7	192	27.4
1956	Larry Zowada	75	1537	34.2
1957	Larry Zowada	27	1073	39.7
1958	Jim Walden	20	801	40.1
1959	Jim Walden	35	1291	37.0
1960	Bud Snyder	14	519	37.1
1961	Jim Gidley	27	923	34.2
1962	Dave Martin	36	1545	42.9
1963	Tom Wilkinson	30	1062	35.4
1964	Jerry Marion	27	1080	40.0
1965	Jerry DePoyster	36	1556	43.2
1966	Jerry DePoyster	45	1807	40.2
1967	Jerry DePoyster	62	2585	41.7
1968	Bob Jacobs	72	3032	42.1
1969	Bob Jacobs	79	3355	42.5
1970	Bob Jacobs	84	3447	41.4
1971	Dan Holladay	70	2538	36.3
1972	Mike Heber	54	1894	35.1
1973	Joe Marion	70	2979	42.6
1974	Joe Marion	56	2378	42.5
1975	Joe Marion	49	2009	41.0
1976	Mike Smith	55	2124	38.6
1977	Mike Smith	59	2376	40.3
1978	Don Clayton	57	2446	42.9
1979	Mike Smith	70	3125	44.6
1980	Jack Weil	43	1892	44.0
1981	Jack Weil	65	2693	41.4
1982	Jack Weil	71	2886	40.6
1983	Jack Weil	52	2369	45.6
1984	<b>Rick Donnelly</b>	<b>63</b>	<b>2990</b>	<b>47.5</b>
1985	Tom Kilpatrick	61	2488	40.8
1986	Tom Kilpatrick	53	2163	40.3
1987	Tom Kilpatrick	70	2972	42.5
1988	Tom Kilpatrick	56	2355	42.1
1989	Sean Fleming	68	2877	42.3
1990	Sean Fleming	74	2907	39.3
1991	Sean Fleming	55	2185	39.7
1992	Brian Gragert	67	2461	36.7
1993	Brian Gragert	58	2355	40.6
1994	Brian Gragert	72	3014	41.9
1995	Brian Gragert	40	1808	45.2
1996	Aron Langley	38	1738	45.7
1997	Aron Langley	79	3568	45.2
1998	Aron Langley	54	2343	43.4
1999	Tom Waring	52	2164	41.6
2000	Tom Waring	59	2502	42.2
2001	Luke Donovan	57	2317	40.6
2002	Luke Donovan	58	2493	43.0
2003	Luke Donovan	63	2678	42.5
2004	Adam Brooks	54	2297	42.5
2005	Adam Brooks	31	1293	41.7
2006	Billy Vinnedge	61	2634	43.2
2007	Billy Vinnedge	68	2901	42.7
2008	Austin McCoy	69	2618	37.9

## PUNTING (CONT.)

Year	Player	No.	Yds.	Avg.
2009	Austin McCoy	80	3463	43.3
2010	Austin McCoy	68	2911	42.8
2011	Austin McCoy	75	3015	40.2
2012	Tim Gleeson	62	2666	43.0
2013	Ethan Wood	69	2933	42.0
2014	Ethan Wood	66	2730	41.4
2015	Ethan Wood	67	2800	41.8

## INTERCEPTIONS

Year	Player	No.
1951	Bill Hileman	5
1952	None	
1953	None	
1954	Joe Mastrogiavanni	2
1955	Vince Guinta	1
1956	Greg Maushart, Larry Zowanda	2
1957	Greg Maushart	2
1958	None	
1959	None	
1960	Dick Hamilton, Bud Snyder	3
1961	Vince Zimmer	2
1962	Rick Desmarais	1
1963	Dan Prevo	2
1964	Dan Prevo	5
1965	Dick Speights	3
1966	Dick Speights, Paul Toscano	6
1967	Vic Washington	4
1968	Jim Stankus	3
1969	Brent Engleright	4
1970	Steve Washington	4
1971	Mel Meadows	2
1972	Allen Duyn	3
1973	Fritz Turner	2
1974	Kevin McClain	3
1975	Kevin McClain	3
1976	Sammy Steinmark	3
1977	Saunders Montague	3
1978	Mike Dennis	5
1979	Kenneth Jones	4
1980	Bruce Small	6
1981	Lee Mitchell	5
1982	Darnell Clash	5
1983	Peter Benedetti	2
1984	Peter Benedetti	3
1985	Mark Thomas	3
1986	Mark Thomas	6
1987	Steve McMillon	4
1988	Ronald Dean	3
1989	Paul Wallace	3
1990	Paul Wallace	5
1991	Jermaine Hester	2
1992	Paul Wallace	5
1993	Seven individuals	1
1994	Steve Hendrix	3
1995	Three individuals	3
1996	<b>Brian Lee</b>	<b>8</b>
1997	<b>Brian Lee</b>	<b>8</b>
1998	Greg Van Leer	4
1999	Matt Lehning	4
2000	Eric Lee, Jacque Finn	2
2001	Eric Lee	4
2002	Jacque Finn	3
2003	Chris Dixon	5
2004	Terrance Butler	4
2005	Derrick Martin, John Wendling	3
2006	Dorsey Golston	4
2007	Julius Stinson	5
2008	Ward Dobbs, Chris Prosinski	3
2009	Shamiel Gary, Tashaun Gipson, Weston Johnson	3
2010	Tashaun Gipson	3
2011	Blair Burns	4
2012	Chad Reese	3
2013	Marqueston Huff, Jordan Stanton	2
2014	Tyran Finley	2
2015	Marcus Epps	2

SEASON OUTLOOK

COWBOY COACHES

THE COWBOYS

THE OPPONENTS

SEASON IN REVIEW

RECORDS & HISTORY

MOUNTAIN WEST

UW ADMINISTRATION

## TEAM RECORDS

## OFFENSE SINGLE-SEASON

## PASSING

Total Yards:	4310	1996
Avg. Yards Per Game:	359.2	1996 (4310 in 12)
Avg. Yards Per Pass Attempt:	9.2	1958 (899 on 98)
Avg. Yards Per Pass Completion:	22.5	1958 (899 on 40)
Total Pass Attempts:	573	1987
Avg. Pass Attempts Per Game:	47.0	1986 (564 in 12)
Total Pass Completions:	310	1987
Avg. Pass Completions Per Game:	25.4	1986 (305 in 12)
Highest Pass-Completion Percentage:	62.8%	2013 (297 of 473)
Total Touchdown Passes:	35	1996
Lowest % of Pass Interceptions Thrown:	1.7%	2009 (7 of 410)
Most Pass Interceptions Thrown:	25	1970
Most Interception Return Yards Allowed:	435	1974
Highest Avg. Int. Yards Allowed Per Game:	39.5	1974 (435 in 11)
Highest Avg. Int. Yards Allowed Per Return:	22.7	2015 (250 in 11)
Most Int. Returns for Touchdowns Allowed:	3	1989, 1999, 2000, 2001, 2007 and 2008

## RUSHING

Total Yards:	3245	1983
Avg. Yards Per Game:	284.1	1949 (2841 in 10)
Avg. Yards Per Rush:	5.7	1949 (2841 in 501)
Total Rushes:	731	1982
Avg. Rushes Per Game:	60.9	1982 (731 in 12)

## TOTAL OFFENSE

Total Yards:	6030	1987
Avg. Yards Per Game:	498.9	1996 (5987 in 12)
Avg. Yards Per Play:	6.6	1996 (5987 in 904)
Total Plays:	1023	1987
Avg. Plays Per Game:	79.9	1986 (959 in 12)

## SCORING

Total Points:	511	1988
Avg. Points Scored Per Game:	39.3	1988 (511 in 13)
Total Touchdowns Scored:	66	1988
Total Extra-Point Attempts:	62	1988
Total Extra Points Made:	62	1988
Most Two-Point Conversion Attempts:	26	1959
Most Successful Two-Point Conversions:	12	1959
Total Field-Goal Attempts:	38	1966
Total Field Goals Made:	20	1996 and 2001

## KICKOFF RETURNS

Total Yards:	1206	2007
Avg. Yards Per Game:	100.5	2007 (1206 in 12)
Avg. Yards Per Return:	29.3	1950 (468 in 16)
Total Returns:	51	1988, 2002 and 2007

## PUNT RETURNS

Total Yards:	669	1967
Avg. Yards Per Game:	66.9	1967 (669 in 10)
Avg. Yards Per Return:	20.8	1955 (229 in 11)
Total Returns:	62	1967

## PUNTING

Avg. Yards Per Punt:	46.7	1984
Total Punts:	101	1946

## FIRST DOWNS

Total First Downs:	315	1996
Avg. First Downs Per Game:	26.3	1996 (315 in 12)
Total First Downs by Rushing:	180	1983
Total First Downs by Passing:	193	1996
Total First Downs by Penalty:	29	2005 and 2007

## FUMBLES

Total Fumbles:	51	1975
Total Fumbles Lost:	32	1977

## PENALTIES

Total Yards:	857	1981
Avg. Yards Per Game:	89.2	1950 (803 in 9)
Total Penalties:	97	1994

## OFFENSE SINGLE-GAME

## PASSING

Total Yards:	499	vs. Houston 1987
Total Pass Attempts:	65	vs. San Diego State 1986
Total Pass Completions:	37	vs. San Diego State 2005
	37	vs. San Diego State 1986
Highest Pass-Comp. % (Min. 15 Att.):	75.0%	vs. UNLV 1996 (15 of 20)
Total Touchdown Passes	7	vs. Hawai'i 2013

## RUSHING

Total Yards:	504	vs. Colorado State College 1949
Avg. Yards Per Rush:	11.5	vs. Colorado State College 1949 (505 in 44)
Total Rushes:	85	vs. Arizona State 1972

## TOTAL OFFENSE

Total Yards:	871	vs. Colorado State College 1949
Avg. Yards Per Play:	14.8	vs. Colorado State College 1949 (871 in 59)
Total Plays:	99	vs. Colorado State 1969

## SCORING

Total Points:	103	vs. Colorado State College 1949
Total Touchdowns Scored:	15	vs. Colorado State College 1949
Total Extra-Point Attempts:	15	vs. Colorado State College 1949
Total Extra Points Made:	13	vs. Colorado State College 1949
Most Two-Point Conversion Attempts:	8	vs. Montana 1959
Most Successful Two-Point Conversions:	4	vs. Montana 1959
Total Field-Goal Attempts:	6	vs. Idaho 1996, vs. Arkansas State 1990, vs. New Mexico 1967, vs. Brigham Young 1966
Total Field Goals Made:	6	vs. Idaho 1996, vs. Arkansas State 1990

## KICKOFF RETURNS

Total Yards:	228	vs. Colorado State 2007
Avg. Yards Per Return (Min. 3 Returns):	42.0	vs. Denver 1946 (168 in 4)
Total Returns:	9	vs. BYU 2006, vs. Utah 2005, vs. LSU 1977, vs. Utah 1973, vs. UTEP 1970, vs. USC 1965
Total Touchdowns Scored:	2	vs. New Mexico 1950

## PUNT RETURNS

Total Yards:	195	vs. Arizona 1967
Avg. Yards Per Return (Min. 5 Returns):	28.0	vs. UNLV 1981 (140 in 5)
Total Returns:	12	vs. Wichita State 1967
Total Touchdowns Scored:	2	vs. Denver 1959

## PUNTING

Avg. Yards Per Punt (Min. 5 Punts):	53.8	vs. New Mexico 1951 (484 in 9)
Total Punts:	17	vs. Denver 1946

## FIRST DOWNS

Total First Downs:	35	vs. SDSU 1994
Total First Downs by Rushing:	25	vs. Richmond 1980, vs. New Mexico 1968
Total First Downs by Passing:	24	vs. Oklahoma State 1987
Total First Downs by Penalty:	6	vs. La.-Monroe 2005, vs. Hawaii 1981

## FUMBLES

Total Fumbles:	11	vs. UTEP 1975
Total Fumbles Lost:	7	vs. Brigham Young 1977

## PENALTIES

Total Yards:	178	vs. Colorado State 1981
Total Penalties:	18	vs. Colorado State 1989

## DEFENSE SINGLE-SEASON

## PASSING DEFENSE

Fewest Total Yards Allowed:	576	1949
Fewest Yards Allowed Per Game:	57.6	1949 (576 in 10)
Fewest Pass Attempts Allowed:	97	1954
Fewest Pass Attempts Allowed Per Game:	9.7	1954 (97 in 10)
Fewest Pass Completions Allowed:	46	1961 and 1954
Fewest Pass Comp. Allowed Per Game:	4.6	1961 and 1954 (46 in 10)
Lowest Pass-Completion % Allowed:	29.8%	1949 (48 of 161)
Fewest Touchdown Passes Allowed:	1	1949

## RUSHING DEFENSE

Fewest Total Yards Allowed:	385	1966
Fewest Yards Allowed Per Game:	38.5	1966 (385 in 10)
Lowest Avg. Yards Allowed Per Rush:	1.1	1966 (385 in 357)
Fewest Rushes Allowed:	319	1961
Fewest Rushes Allowed Per Game:	31.9	1961 (319 in 10)

## TOTAL DEFENSE

Fewest Total Yards Allowed:	1490	1960
Fewest Yards Allowed Per Game:	149.0	1960 (1490 in 10)
Lowest Avg. Yards Allowed Per Play:	2.8	1966 (1883 in 668)
Fewest Plays Allowed:	438	1961
Fewest Plays Allowed Per Game:	43.8	1961 (438 in 10)

## SCORING DEFENSE

Fewest Total Points Allowed:	52	1950
Fewest Points Allowed Per Game:	5.8	1950 (52 in 9)
Fewest Total Touchdowns Allowed:	8	1950
Fewest Touchdowns Allowed Per Game:	0.9	1950 (8 in 9)

## KICKOFF RETURN COVERAGE

Lowest Avg. Yards Allowed Per Return:	14.1	1974
---------------------------------------	------	------

## PUNT RETURN COVERAGE

Lowest Avg. Yards Allowed Per Return:	5.0	1966
---------------------------------------	-----	------

## FIRST DOWNS ALLOWED

Fewest Total First Downs Allowed:	76	1961 and 1950
Fewest First Downs Allowed Per Game:	7.6	1961 (76 in 10)
Fewest First Downs Allowed by Rushing:	29	1967
Fewest First Downs Allowed by Passing:	19	1949

## FUMBLES CAUSED

Most Total Fumbles by Opponent:	48	1974
Most Total Fumbles Lost by Opponent:	28	1950

## INTERCEPTIONS AND INTERCEPTION RETURNS

Total Yards:	303	1999
Avg. Yards Per Game:	29.5	1959 (295 in 10)
Avg. Yards Per Interception (Min. 10):	18.5	1953 (222 in 12)
Total Interceptions:	24	1997
Avg. Interceptions Per Game:	2.3	1959 (23 in 10)
Total Touchdowns Scored:	4	1969

## DEFENSE SINGLE-GAME

## PASSING DEFENSE

Fewest Total Yards Allowed:	0	vs. Oklahoma State 1954 vs. Denver 1946
Fewest Yards Allowed Per Pass Attempt:	0.0	vs. Oklahoma State 1954 vs. Denver 1946
Fewest Yards Allowed Per Pass Comp.:	0.0	vs. Oklahoma State 1954 vs. Denver 1946
Fewest Pass Attempts Allowed:	2	vs. Oklahoma State 1954
Fewest Pass Completions Allowed:	0	vs. Oklahoma State 1954 vs. Denver 1946

## RUSHING DEFENSE

Fewest Total Yards Allowed:	-104	vs. Utah State 1968
Fewest Yards Allowed Per Rush:	-3.0	vs. UTEP 1968 (-60 in 20)
Fewest Rushes Allowed:	18	vs. Virginia 2007, vs. UTEP 1965

## TOTAL DEFENSE

Fewest Total Yards Allowed:	25	vs. Wichita State 1966
Fewest Yards Allowed Per Play:	0.4	vs. Wichita State 1966 (25 in 57)
Fewest Plays Allowed:	31	vs. Denver 1946

## PUNTING

Most Opponent Punts Forced:	17	vs. San Jose State 1969
Most Opponent Punts Blocked:	2	vs. Colorado Western 1956, vs. Denver 1949

## FIRST DOWNS

Fewest Total First Downs Allowed:	2	vs. Montana State 1950
Fewest First Downs Allowed by Rushing:	0	vs. San Jose State 1967, vs. Wichita State 1966 vs. Colorado State College 1948
Fewest First Downs Allowed by Passing:	0	vs. Many teams, most recently at Air Force 2011

## FUMBLES CAUSED

Most Total Fumbles by Opponent:	10	vs. New Mexico 1962, vs. Colorado State 1950
Most Total Fumbles Lost by Opponent:	8	vs. Colorado State 1950

## INTERCEPTIONS AND INTERCEPTION RETURNS

Total Yards:	116	vs. Brigham Young 2002
Total Interceptions:	6	vs. Brigham Young 1977, vs. Arizona 1974, vs. SDSU 2001





## FRED HESS

1893, \*1894, 1898  
4-4-0, .500 Record  
three seasons



## J. E. SOULE

\*1894, 1895, 1896,  
1897, 1899  
8-1-1, .850 Record  
five seasons

\*Hess and Soule were co-head coaches during the 1894 season.

## 1893

(1-0-0) Captain: none  
F22 CHEYENNE HIGH W 14-0

## 1894

(3-0-0) Captain: Herbert Brees  
O13 LARAMIE TOWN TEAM W 14-0  
N29 WILSON BEAUTIES W 16-0  
D25 NO. 5 HOSE COMPANY W 16-6

## 1895

(1-0-0) Captain: Herbert Brees  
N29 NORTHERN COLORADO W 34-0

## 1896

(2-0-0) Captain: Herbert Brees  
O31 at Northern Colorado W 10-6  
N 7 DENVER MANUAL W 18-14

## 1897

(2-0-0) Captain: Harry Houston  
N25 ALUMNI W 4-0  
D16 CHEYENNE HIGH W 16-0

## 1898

(0-4-0) Captain: Harry Houston  
O15 COLORADO MINES L 0-29  
N 5 at Colorado Mines L 0-50  
N24 DENVER L 0-5  
N29 LARAMIE HIGH L 8-11

## 1899

(0-1-1) Captain: Fred Brees  
N30 at Colorado State L 0-12  
D16 NORTHERN COLORADO T 5-5



## WILLIAM MCMURRAY

1900-1906  
16-11-1, .589 Record  
seven seasons

## 1900

(3-3-0) Captain: Charles Ponting  
O27 LARAMIE TOWN TEAM W 27-0  
N 3 at Denver Athletic Club L 0-33  
N10 at Colorado L 6-10  
N17 at Utah YMCA W 16-0  
N24 at Colorado State L 0-16  
N29 NORTHERN COLORADO W 56-0

## 1901

(1-0-0) Captain: none  
N28 LARAMIE ATHLETIC CLUB W 38-0

## 1902

(1-0-0) Captain: none  
D13 CHEYENNE HIGH W 18-0

## 1903

(3-2-0) Captain: Julius Merz  
O16 LARAMIE HIGH W 15-0  
O24 LARAMIE ATHLETIC CLUB W 6-0  
N14 at Colorado State L 0-17  
N21 at Utah State L 0-46  
N26 LARAMIE ATHLETIC CLUB W 11-0

## 1904

(4-1-1) Captain: J. Gillespie  
O15 CHEYENNE HIGH W 56-0  
O31 UTAH L 0-23  
N 8 at Cheyenne High W 12-6  
N12 FACULTY W 11-0  
N19 at Fort Warren W 12-0  
N24 COLORADO STATE T 6-6

## 1905

(3-4-0) Captain: Herbert Kennedy  
O 7 at Utah L 0-31  
O15 at Colorado Mines L 0-28  
O22 at Colorado L 0-69  
N 5 NORTHERN COLORADO W 22-0  
N18 at Cheyenne High W 10-0  
N25 at Colorado State L 5-34  
N30 FORT WARREN W 26-0

## 1906

(1-1-0) Captain: none  
O15 COLORADO MINES L 0-35  
O29 LARAMIE HIGH W 12-0



## ROBERT EHLMAN

1907-1908

3-3-0, .500 Record  
two seasons

## 1907

(2-1-0) Captain: M.E. Corthell  
O12 FORT WARREN W 12-2  
O19 at Colorado Mines L 0-77  
N29 at Fort Russell W 56-0

## 1908

(1-2-0) Captain: none  
O27 FORT WARREN W 66-0  
N 7 at Utah L 0-75  
N14 COLORADO STATE L 0-20



## H. L. DEAN

1909-1911

11-12-1, .479 Record  
three seasons

## 1909

(3-5-0) Captain: M.E. Corthell  
O 2 at Cheyenne High W 30-0  
O 9 at Denver L 0-56  
O12 LARAMIE HIGH W 25-0  
O16 at Colorado State L 3-32  
O30 COLORADO COLLEGE L 5-44  
N 6 at Fort Russell L 6-15  
N13 FORT RUSSELL W 18-0  
N20 COLORADO MINES L 6-23

## 1910

(4-4-0) Captain: Harry H. Hill  
O 1 at Cheyenne High W 61-12  
O 8 at Denver L 3-17  
O15 at Colorado College L 0-23  
O22 at Colorado L 3-14  
N 8 ALL-STAR TEAM W 17-0  
N12 at Colorado Mines L 8-9  
N19 NEBRASKA WESLEYAN W 5-0  
N24 COLORADO STATE W 10-0

## 1911

(4-3-1) Captain: S.M. Fuller  
S30 LARAMIE HIGH W 74-0  
O 7 at Colorado College L 9-29  
O14 at South Dakota Mines T 0-0  
O21 COLORADO MINES W 5-0  
O28 at Colorado L 3-18  
N13 NEBRASKA WESLEYAN W 21-0  
N18 DENVER L 0-6  
N30 at Colorado State W 27-0



## L. C. EXCELBY

1912

2-7-0, .222 Record  
one season

## 1912

(2-7-0) Captain: S.M. Fuller  
O 5 at Utah L 0-9  
O12 at Colorado College L 0-35  
O19 at Colorado L 0-75  
O26 at Colorado Mines L 0-42  
N 2 at Utah State L 0-53  
N 9 SOUTH DAKOTA MINES W 14-3  
N16 CHADRON STATE W 25-0  
N23 KEARNEY STATE L 25-41  
N28 at Colorado State L 0-33



## R. W. THACKER

1913-1914

1-10-0, .091 Record  
two seasons

## 1913

(0-5-0) Captain: Harry Rogers  
O 4 at Colorado L 0-7  
O11 at Colorado College L 0-49  
O18 COLORADO MINES L 0-40  
N 8 DENVER L 0-26  
N27 at Colorado State L 0-61

## 1914

(1-5-0) Captain: none  
S30 CHEYENNE HIGH W 18-10  
O10 at Utah L 0-20  
O17 COLORADO MINES L 0-25  
O24 COLORADO STATE L 10-48  
N 7 at Utah State L 3-24  
N21 DENVER L 0-31



## JOHN CORBETT

1915-1923

15-44-3, .266 Record  
eight seasons

## 1915

(2-6-0) Captain: none  
S25 LARAMIE HIGH W 19-0  
O 2 at Colorado L 0-30  
O 9 UTAH L 7-70  
O16 at Colorado Mines L 0-19  
O23 DENVER L 7-19  
O27 UTAH STATE W 13-7  
N 6 COLORADO STATE L 0-47  
N19 at Nebraska Wesleyan L 0-20

## 1916

(1-4-0) Captain: L.E. Mau  
S30 at Colorado State L 0-40  
O 7 COLORADO L 10-16  
O14 DENVER L 10-19  
O21 at Utah State W 23-10  
O28 COLORADO MINES L 7-30

## 1917

(3-4-0) Captain: none  
O 6 COLORADO STATE W 6-0  
O13 COLORADO MINES L 3-51  
O20 at Utah L 0-14  
O24 at Utah State L 0-57  
N 3 DENVER L 0-18  
N10 NORTHERN COLORADO W 7-0  
N29 at Northern Colorado W 8-0

## 1918

Wyoming had a football team, but no games were played because of the influenza epidemic.

## ALL-TIME SCORES

## 1919

(3-5-0)	Captain: Andrew W. Willis		
S27	COLORADO STATE	L	0-28
O 4	at Colorado State	L	0-14
O11	MONTANA STATE	W	6-0
O18	COLORADO MINES	W	16-6
O25	at Denver	W	36-6
N 8	NEBRASKA WESLEYAN	L	10-14
N15	at Creighton	L	0-41
N20	UTAH STATE	L	0-6

## 1920

(4-5-1)	Captain: Milward Simpson		
O 2	COLORADO STATE	L	0-13
O 9	at Denver	W	10-7
O16	at Colorado State	L	0-42
O23	COLORADO	L	0-7
O30	at Colorado Mines	W	14-7
N 2	at Nebraska Wesleyan	W	14-7
N 6	at Colorado College	L	17-20
N13	DENVER	L	0-3
N20	at Utah	T	0-0
N25	at Ogden Athletic Club	W	3-0

## 1921

(1-4-2)	Captain: Robert Steele Wilson		
O 1	at Colorado State	T	7-7
O 8	COLORADO COLLEGE	L	0-10
O11	at Utah State	L	3-4
O15	at Utah	L	3-14
O22	COLORADO MINES	W	14-7
O29	at Denver	T	9-9
N11	at Idaho	L	3-31

## 1922

(1-8-0)	Captain: George Hegewald		
S30	at Colorado College	L	0-20
O 7	at Colorado Mines	L	0-32
O14	COLORADO STATE	L	0-60
O25	UTAH	L	0-27
N 4	at Denver	L	0-7
N11	at Utah State	L	0-25
N14	at Brigham Young	L	0-7
N21	at Gonzaga	L	0-77
N30	BRIGHAM YOUNG	W	13-0

## 1923

(0-8-0)	Captain: C.E. Wittenbraker		
S29	at Colorado State	L	0-33
O 6	COLORADO COLLEGE	L	7-34
O13	at Utah	L	0-79
O20	FACULTY	L	0-14
O27	COLORADO MINES	L	0-20
N 3	at Denver	L	0-45
N16	UTAH STATE	L	6-20
N24	at Colorado	L	3-20



**W. L. (LONE STAR)  
DIETZ**  
1924-1926  
10-13-2, .440 Record  
three seasons

## 1924

(2-6-0)	Captain: George Mabee		
O11	at Denver	L	0-7
O18	NORTHERN COLORADO	W	33-8
O25	COLORADO	L	0-21
N 1	at Colorado Mines	L	3-6
N 5	MONTANA STATE	W	18-17
N11	at Utah	L	0-28
N15	at Utah State	L	2-25
N22	at Colorado College	L	3-28

## 1925

(6-3-0)	Captain: none		
O 3	KEARNEY STATE	W	34-0
O10	at Western State	W	7-0
O17	COLORADO MINES	W	43-0
O24	REGIS	W	24-0
O30	at Montana State	W	7-0
N 5	at Utah State	L	13-26
N11	NORTHERN COLORADO	W	13-10
N18	UTAH	L	6-7
N26	at Colorado State	L	0-40

## 1926

(2-4-2)	Captain: none		
O 6	NEBRASKA WESLEYAN	L	7-14
O 9	KEARNEY STATE	W	48-0
O16	at Colorado	T	13-13
O23	UTAH STATE	T	6-6
N 6	at Colorado College	L	0-25
N13	MONTANA STATE	L	0-10
N20	at Regis	L	7-22
N25	WESTERN STATE	W	71-0



**GEORGE McLAREN**  
1927-1929  
7-19-0, .269 Record  
three seasons

## 1927

(4-5-0)	Captain: none		
S24	BLACK HILLS STATE	W	31-6
O 1	at Creighton	L	0-13
O 8	at Denver	L	0-7
O15	CHADRON STATE	W	30-13
O22	at Utah State	L	0-42
O29	COLORADO COLLEGE	L	8-12
N11	MONTANA STATE	L	0-6
N19	MONTEZUMA COLLEGE	W	26-0
N24	at Northern Colorado	W	27-6

## 1928

(2-7-0)	Captain: none		
S22	BLACK HILLS STATE	W	31-6
S29	KEARNEY STATE	W	19-6
O 6	at Chicago	L	0-47
O19	at Utah State	L	6-24
O27	NORTHERN COLORADO	L	0-28
N 3	at Denver	L	7-26
N10	at Montana State	L	7-14
N17	at Chadron State	L	0-31
N24	at Colorado College	L	25-48

## 1929

(1-7-0)	Captain: none		
S27	BLACK HILLS STATE	W	13-6
O 4	at Colorado State	L	7-20
O12	at Denver	L	6-19
O26	UTAH STATE	L	7-12
N 2	at Northern Colorado	L	0-6
N11	MONTANA STATE	L	0-13
N16	UTAH	L	0-44
N23	at Brigham Young	L	0-40



**JOHN RHODES**  
1930-1932  
10-15-2, .407 Record  
three seasons

## 1930

(2-5-1)	Captain: none		
S27	at Brigham Young	L	12-19
O 4	at Utah	L	0-72
O11	MONTANA STATE	L	13-20
O25	at Utah State	L	8-13
N 1	NORTHERN COLORADO	T	6-6
N 8	at Colorado State	W	21-6
N15	at Denver	L	7-19
N29	at New Mexico	W	19-6

## 1931

(6-4-0)	Captain: none		
S19	at Fort Warren	W	59-0
S26	at Chadron State	W	35-0
O 3	CREIGHTON	L	0-3
O10	at Northern Colorado	W	13-6
O17	at Montana State	W	32-13
O24	UTAH STATE	L	0-12
N 7	COLORADO STATE	L	6-26
N14	at Brigham Young	W	13-7
N21	SANTA CLARA	L	0-6
N26	at New Mexico	W	14-2

## 1932

(2-6-1)	Captain: none		
O 1	CHADRON STATE	W	28-6
O 7	at St. Louis	L	6-20
O15	MONTANA STATE	W	13-7
O22	at Colorado College	L	6-15
O29	BRIGHAM YOUNG	L	0-25
N 5	at Denver	L	0-7
N11	NORTHERN COLORADO	T	0-0
N18	at Creighton	L	0-34
N24	at Colorado State	L	0-23



**WILLARD WITTE**  
1933-1938  
16-30-3, .357 Record  
six seasons

## 1933

(2-6-1)	Captain: none		
S23	at Fort Warren	W	33-0
S30	COLORADO STATE	L	0-7
O 7	at Colorado College	T	0-0
O14	MONTANA STATE	L	0-7
O21	at Northern Colorado	L	0-27
O28	at Colorado	L	12-40
N 4	at Utah State	L	0-27
N25	WESTERN STATE	W	6-0
N30	at Brigham Young	L	0-3

## 1934

(3-5-0)	Captain: none		
S22	at Fort Warren	W	40-0
S29	at Nebraska	L	0-50
O 6	BRIGHAM YOUNG	W	6-0
O13	at Montana State	W	25-6
O20	UTAH STATE	L	0-19
O27	at Denver	L	0-9
N 3	at Colorado State	L	0-16
N17	NORTHERN COLORADO	L	6-9

## 1935

(4-4-0)	Captain: none		
S22	at Fort Warren	W	15-0
S28	COLORADO STATE	L	3-12
O 5	COLORADO MINES	W	40-0
O11	at Denver	L	0-14
O26	BRIGHAM YOUNG	L	6-13
N 2	at Montana State	W	6-2
N 9	at Utah State	L	0-16
N23	at Colorado	W	6-0

## 1936

(2-5-1)	Captain: none		
O 2	at Northern Colorado	L	7-13
O10	UTAH STATE	L	0-25
O17	COLORADO STATE	T	0-0
O24	at Denver	L	14-25
O31	COLORADO MINES	W	27-0
N 7	MONTANA STATE	W	19-6
N21	at Brigham Young	L	7-32
N28	at Arizona	L	0-58

## 1937

(3-5-0)	Captain: none		
S25	at Fort Warren	W	20-0
O 2	at Nevada	L	7-9
O 9	at Colorado College	L	6-9
O16	at Colorado State	W	7-0
O23	at Utah State	L	7-34
N 6	BRIGHAM YOUNG	L	0-19
N13	at Denver	L	6-21
N25	NORTHERN COLORADO	W	33-0

## 1938

(2-5-1)	Captain: none		
S17	at Fort Warren	W	20-7
S24	at Texas Tech	L	0-35
O 1	COLORADO STATE	T	0-0
O 8	at Brigham Young	L	13-22
O22	DENVER	L	0-6
O29	at Colorado	L	6-20
N12	at Utah State	W	27-13
N19	UTAH	L	0-39





## JOEL HUNT

1939

0-7-1, .063 Record  
one season

### 1939

(0-7-1)	Captain: none
S29 at New Mexico	L 7-34
O 7 at Utah	L 0-60
O13 at Denver	L 7-32
O28 COLORADO	L 7-27
N 4 at Colorado State	L 0-22
N10 at St. Louis	L 6-39
N18 UTAH STATE	L 13-20
N25 BRIGHAM YOUNG	T 7-7



## OKIE BLANCHARD

1940

1-7-1, .167 Record  
one season

### 1940

(1-7-1)	Captain: none
S28 NEW MEXICO	W 7-3
O 5 COLORADO STATE	T 0-0
O12 at Brigham Young	L 0-20
O19 at Denver	L 9-41
O26 at Colorado	L 0-62
N 2 CHADRON STATE	L 9-12
N 9 UTAH	L 7-34
N16 at Wichita State	L 0-2
N23 at Utah State	L 0-16



## BERNARD (BUNNY) OAKES

1941-1946

6-20-2, .250 Record  
six seasons, 1943-45  
no team because of WWII

### 1941

(2-7-1)	Captain: none
S26 at Northern Colorado	W 19-6
O 4 at Colorado State	L 0-27
O11 at Utah	L 6-60
O18 DENVER	L 0-40
O25 at Colorado	L 0-27
N 1 at Colorado College	L 0-16
N 8 BRIGHAM YOUNG	L 7-23
N15 UTAH STATE	W 12-6
N20 COLORADO MINES	T 0-0
N29 at New Mexico	L 0-28

### 1942

(3-5-0)	Captain: none
S26 COLORADO STATE	L 0-10
O 2 at Brigham Young	W 13-6
O10 NORTHERN COLORADO	W 33-0
O17 at Denver	L 14-17
O24 at Colorado Mines	W 26-6
O31 at Colorado	L 7-28
N14 UTAH	L 7-34
N21 at Utah State	L 6-14

### 1943-45

No football at Wyoming; wartime.

### 1946

(1-8-1)	Captain: none
S21 NORTHERN COLORADO	W 7-0
S28 COLORADO MINES	T 7-7
O 5 COLORADO STATE	L 0-7
O12 COLORADO	L 0-20
O19 at Minnesota	L 0-46
O26 at Utah	L 7-27
N 2 at Brigham Young	L 3-6
N 9 DENVER	L 6-19
N16 at Utah State	L 7-21
N24 at San Francisco	L 7-39



## BOWDEN WYATT

1947-1952

39-17-1, .693 Record  
six seasons

### 1947

(4-5-0)	Captain: Ed Chenoweth
S27 at Arizona	L 7-27
O 4 BRIGHAM YOUNG	W 12-7
O11 COLORADO MINES	W 53-6
O18 UTAH STATE	W 33-19
O25 UTAH	L 7-26
N 1 at Northern Colorado	W 44-14
N 8 at Denver	L 7-27
N15 at Colorado	L 6-21
N22 at Colorado State	L 6-21

### 1948

(4-5-0)	Captain: George Waters
S25 COLORADO COLLEGE	W 61-7
O 2 NORTHERN COLORADO	W 48-0
O 9 IDAHO STATE	W 40-13
O16 COLORADO STATE	L 20-21
O23 at Utah	L 7-19
O30 at Utah State	L 34-45
N13 at Montana State	W 46-12
N20 at Brigham Young	L 14-15
N25 at Denver	L 0-13

### 1949

(9-1-0)	Captain: Carl Rollins
S17 at Idaho State	W 58-13
S24 at New Mexico	W 41-14
O 1 at Colorado State	W 8-0
O 8 MONTANA STATE (in Billings)	W 48-0
O15 UTAH STATE	W 27-0
O22 UTAH	W 13-0
O29 BRIGHAM YOUNG	W 45-0
N 5 at Northern Colorado	W 103-0
N12 at Baylor	L 7-32
N24 at Denver	W 25-6

### 1950

(10-0-0)	Captain: Dick Campbell
S16 MONTANA STATE	W 61-13
S23 BAYLOR	W 7-0
O 7 COLORADO STATE	W 34-0
O14 at Utah State	W 40-7
O21 at Utah	W 53-13
O28 NEW MEXICO	W 44-0
N 4 at Idaho (UW ranked 18 <sup>th</sup> )	W 14-7
N11 at Brigham Young (UW ranked 14 <sup>th</sup> )	W 48-0
N23 at Denver (UW ranked 12 <sup>th</sup> )	W 42-12
J 1 Washington & Lee (UW ranked 12 <sup>th</sup> , W&L 18 <sup>th</sup> )	W 20-7
(UW finished 12 <sup>th</sup> in final AP polls)	

### 1951

(7-2-1)	Captain: James Martin
S15 at Florida	L 0-13
S22 IDAHO	W 28-0
S29 DENVER	W 20-14
O 6 UTAH STATE	W 37-0
O13 at Colorado State	L 7-14
O20 BRIGHAM YOUNG	T 20-20
O27 at Utah	W 13-0
N 3 at Montana	W 34-7
N10 at New Mexico	W 41-7
N24 at Arizona State	W 20-7

### 1952

(5-4-0)	Captain: Harry Geldein
S27 MONTANA	W 14-0
O 4 at Utah State	W 14-0
O11 COLORADO STATE	L 0-14
O18 NEW MEXICO	L 0-7
O25 UTAH	L 21-27
N 1 at Brigham Young	W 24-13
N 8 at Kansas State	W 20-7
N27 at Denver	W 21-14
D 6 at Houston	L 0-20



## PHIL DICKENS

1953-1956

29-11-1, .720 Record  
four seasons

### 1953

(5-4-1)	Captain: Dale Haupt
S19 NEW MEXICO STATE	W 47-0
S26 at Montana	W 27-7
O 3 UTAH STATE	W 20-13
O10 COLORADO STATE	W 21-14
O17 at Iowa	L 7-21
O24 at Utah	L 12-13
O31 BRIGHAM YOUNG	W 27-0
N 7 at Oklahoma State	L 14-20
N14 at New Mexico	L 7-9
N26 at Denver	T 13-13

### 1954

(6-4-0)	Captain: Frank Radella
S18 OKLAHOMA STATE	L 6-14
S25 KANSAS STATE	L 13-21
O 2 DENVER	W 23-21
O 9 at Colorado State	W 34-0
O16 NEW MEXICO	W 9-7
O23 UTAH	L 7-14
N 6 at Utah State	W 21-12
N13 at Brigham Young	W 34-13
N20 at Tulsa	W 28-27
N27 at Arizona	L 40-42

### 1955

(8-3-0)	Captain: Ray Lutterman
S17 at Kansas State	W 38-20
S24 Montana (in Billings)	W 35-6
O 1 UTAH STATE	W 21-13
O 8 COLORADO STATE	L 13-14
O15 TULSA	W 23-19
O22 at Utah	W 23-13
O29 BRIGHAM YOUNG	W 14-6
N12 at New Mexico	W 20-0
N24 at Denver	L 3-6
D 3 at Houston	L 14-26
J 2 Texas Tech	W 21-14

### 1956

(10-0-0)	Captain: Ove Stapleton
S15 WESTERN STATE	W 40-13
S22 at Arizona	W 26-20
S29 DENVER	W 27-0
O 6 at Colorado State	W 20-12
O13 NEW MEXICO	W 20-13
O20 UTAH	W 30-20
O27 KANSAS STATE	W 27-15
N 3 at Utah State	W 21-0
N10 Montana (in Billings)	W 34-13
N17 at Brigham Young	W 7-6
(UW finished 19 <sup>th</sup> in final AP polls)	



## BOB DEVANEY

1957-1961

35-10-5, .750 Record  
five seasons

### 1957

(4-3-3)	Captain: Greg Maushart
S21 KANSAS STATE	W 12-7
S28 Montana (in Billings)	W 20-0
O 5 UTAH STATE	T 19-19
O12 COLORADO STATE	W 27-13
O19 BRIGHAM YOUNG	T 0-0
O26 at Utah	L 15-23
N 2 AIR FORCE	T 7-7
N 9 at Oklahoma State	L 6-39
N16 at New Mexico	W 20-13
N28 at Denver	L 13-14

## ALL-TIME SCORES

## 1958

(8-3-0) Captain: Dale Mummelaar	
S20 at Kansas State	L 14-17
S27 Montana (in Billings)	W 21-14
O 4 DENVER	W 15-12
O11 OREGON STATE	W 28-0
O18 at Colorado State	W 7-6
O25 NEW MEXICO	L 12-13
N 1 UTAH	W 25-20
N 8 at Utah State	W 41-13
N15 at Air Force	L 6-21
N22 at Brigham Young	W 22-14
SUN BOWL	
D31 Hardin-Simmons	W 14-6

## 1959

(9-1-0) Captain: Len Kuczewski	
S19 Montana (in Billings)	W 58-0
S26 AIR FORCE	L 7-20
O 3 UTAH STATE	W 27-2
O10 COLORADO STATE	W 29-0
O17 BRIGHAM YOUNG	W 21-6
O24 at Utah	W 21-7
O31 at North Carolina State	W 26-0
N 7 at San Jose State	W 28-7
N14 at New Mexico	W 25-20
N21 at Denver	W 45-0

(UW finished 16<sup>th</sup> in final AP polls)

## 1960

(8-2-0) Captain: Mark Smolinski	
S17 Montana (in Billings)	W 14-0
S24 NEW MEXICO	W 13-3
O 1 at Arizona	L 19-21
O 8 DENVER	W 41-2
O15 at Colorado State	W 40-8
O22 AIR FORCE	W 15-0
O29 UTAH	W 17-7
N 5 at Utah State (USU ranked 18 <sup>th</sup> )	L 13-17
N12 at Texas Tech	W 10-7
N19 at Brigham Young	W 30-6

## 1961

(6-1-2) Captains: Bob Bisacre & Chuck Lamson	
S16 at Montana	W 29-0
S23 NORTH CAROLINA STATE	W 15-14
S30 at Kansas	T 6-6
O 7 UTAH STATE	T 6-6
O14 COLORADO STATE	W 18-7
O21 BRIGHAM YOUNG	W 36-8
O28 at Utah	W 13-6
N 4 at Arizona	L 15-20
N11 at New Mexico	W 33-7



## LLOYD EATON

1962-1970

57-33-2, .630 Record  
nine seasons

## 1962

(5-5-0) Captain: Bruce Wright	
S15 at Montana	W 13-0
S22 NEW MEXICO*	L 21-25
S29 WASHINGTON STATE	L 15-21
O 6 UTAH*	W 16-7
O13 at Texas-El Paso	W 14-6
O20 ARIZONA*	W 31-8
O27 at Colorado State	W 28-7
N 3 at Air Force	L 14-35
N10 at Utah State	L 6-20
N17 at Brigham Young*	L 7-14

## 1963

(6-4-0) Captains: Mack Balls & Tom Delaney	
S21 at Montana	W 35-0
S28 UTAH STATE	W 21-14
O 5 KANSAS	L 21-25
O12 COLORADO STATE	W 21-3
O19 BRIGHAM YOUNG*	W 41-14
O26 at Utah*	W 26-23
N 2 at Arizona*	L 7-15
N 9 at New Mexico*	L 6-17
N16 at Arizona State*	L 6-35
D 7 at Texas El-Paso	W 7-6

## 1964

(6-2-2) Captains: Dick Barry, Jeff Hartman & Bill Levine	
S19 COLORADO STATE	W 31-7

S26 at Washington State	W 28-7
O 3 at Kansas	W 17-14
O10 UTAH*	W 14-13
O17 TEXAS-EL PASO	W 20-6
O24 at Arizona*	L 7-15
O31 NEW MEXICO*	L 6-17
N 7 at Utah State	T 20-20
N14 at Air Force	T 7-7
N21 at Brigham Young*	W 31-11

## 1965

(6-4-0) Captains: Darryl Alleman & Tom Wilkinson	
S18 AIR FORCE	W 31-14
S25 at Colorado State	W 33-14
O 2 ARIZONA*	W 19-0
O 9 at Utah*	L 3-42
O16 TEXAS-EL PASO	W 38-14
O23 BRIGHAM YOUNG*	W 34-6
N 6 at New Mexico*	W 27-9
N13 at Army	L 0-13
N20 at Arizona State*	L 10-14
N27 at USC (USC ranked 8 <sup>th</sup> )	L 6-56

## 1966

(10-1-0) Captains: Rick Egloff & Tom Frazier	
S17 at Air Force	W 13-0
S24 ARIZONA STATE*	W 23-6
O 1 ARIZONA*	W 36-6
O 8 UTAH*	W 40-7
O15 NEW MEXICO*	W 37-7
O22 UTAH STATE	W 35-10
O29 at Colorado State (UW ranked 10 <sup>th</sup> )	L 10-12
N 5 at Wichita State	W 55-0
N12 at Texas-El Paso	W 31-7
N19 at Brigham Young*	W 47-14
SUN BOWL	
D24 Florida State	W 28-20

## 1967

(10-1-0) Captains: Mike Dirks & Jim Kiick	
S16 at Arizona*	W 36-17
S23 AIR FORCE	W 37-10
S30 COLORADO STATE	W 13-10
O 7 BRIGHAM YOUNG*	W 26-10
O14 at Utah*	W 28-0
O21 WICHITA STATE (UW ranked 10 <sup>th</sup> )	W 30-7
O28 at Arizona State* (UW ranked 8 <sup>th</sup> )	W 15-13
N 4 at San Jose State (UW ranked 8 <sup>th</sup> )	W 28-7
N11 at New Mexico* (UW ranked 7 <sup>th</sup> )	W 42-6
N18 at Texas-El Paso (UW ranked 6 <sup>th</sup> )	W 21-19
SUGAR BOWL	
J 1 Louisiana State (UW ranked 7 <sup>th</sup> )	L 13-20

(UW finished season ranked 6<sup>th</sup>)

## 1968

(7-3-0) Captains: Jim House & Gene Huey	
S14 at Nebraska (Nebraska ranked 14 <sup>th</sup> )	L 10-13
S21 UTAH STATE	W 48-3
S28 at Air Force (UW ranked 20 <sup>th</sup> )	L 3-10
O 5 ARIZONA STATE* (ASU ranked 14 <sup>th</sup> )	W 27-13
O12 at Brigham Young*	W 20-17
O19 UTAH*	W 20-9
O26 NEW MEXICO*	W 35-6
N 2 at Colorado State*	W 46-14
N16 at Texas-El Paso* (UW ranked 20 <sup>th</sup> )	W 26-19
N23 at Arizona* (UW ranked 20 <sup>th</sup> )	L 7-14

## 1969

(6-4-0) Captains: Larry Nels & Tommy Tucker	
S20 ARIZONA*	W 23-7
S27 at Air Force	W 27-25
O 4 COLORADO STATE* (UW ranked 19 <sup>th</sup> )	W 39-3
O11 TEXAS-EL PASO* (UW ranked 18 <sup>th</sup> )	W 37-9
O18 BRIGHAM YOUNG* (UW ranked 16 <sup>th</sup> )	W 40-7
O25 SAN JOSE STATE (UW ranked 16 <sup>th</sup> )	W 16-7
N 1 at Arizona State* (UW ranked 15 <sup>th</sup> )	L 14-30
N 8 at Utah*	L 10-34
N15 at New Mexico*	L 12-24
N22 at Houston (UH ranked 19 <sup>th</sup> )	L 14-41

## 1970

(1-9-0) Captains: Tom Gorman & Dale Pernula	
S19 AIR FORCE	L 17-41
S26 UTAH STATE	L 29-42
O 3 ARIZONA STATE* (ASU ranked 18 <sup>th</sup> )	L 3-52
O10 at Colorado State*	W 16-6
O17 UTAH*	L 16-20
O24 NEW MEXICO*	L 7-17
O31 at Brigham Young*	L 3-23
N 7 at Texas-El Paso*	L 7-47
N14 at Houston	L 0-28
N21 at Arizona*	L 12-38



## FRITZ SHURMUR

1971-1974

15-29-0, .341 Record  
four seasons

## 1971

(5-6-0) Captains: Mick Carter & Gary Fox	
S11 SOUTH DAKOTA	W 42-28
S18 at Colorado (CU ranked 12 <sup>th</sup> )	L 13-56
S25 at Air Force	L 19-23
O 2 COLORADO STATE*	W 17-6
O 9 ARIZONA*	W 14-3
O16 BRIGHAM YOUNG*	L 17-35
O23 TEXAS-EL PASO*	L 7-12
O30 at Utah*	W 29-16
N 6 at Utah State	W 31-29
N13 at Arizona State* (ASU ranked 9 <sup>th</sup> )	L 19-52
N20 at New Mexico*	L 14-49

## 1972

(4-7-0) Captains: Nick Bebout & Ed Schmidt	
S 9 IDAHO STATE	W 30-14
S16 at Air Force	L 14-45
S23 at Kansas	L 14-52
S30 ARIZONA STATE* (ASU ranked 11 <sup>th</sup> )	W 45-43
O 7 NEW MEXICO*	L 14-17
O14 at Colorado State*	W 28-9
O21 UTAH*	L 6-27
O28 UTAH STATE	L 23-35
N 4 at Brigham Young*	L 14-33
N11 at Texas-El Paso*	L 13-20
N25 at Arizona*	W 22-14

## 1973

(4-7-0) Captains: Steve Cockreham, Frank Erzinger & Dan Fedore	
S15 ARIZONA*	L 7-21
S22 PACIFIC	W 49-14
S29 TEXAS-EL PASO*	W 31-8
O 6 at Wisconsin	L 28-37
O13 at Utah*	L 16-50
O20 COLORADO STATE*	W 35-3
O27 BRIGHAM YOUNG*	W 41-21
N 3 at Utah State	L 20-31
N10 at Arizona State* (UW ranked 14 <sup>th</sup> )	L 0-47
N17 at New Mexico*	L 21-23
N 24 at Houston (UH ranked 14 <sup>th</sup> )	L 0-35

## 1974

(2-9-0) Captains: Al Duyn, Mike Lopiccio & Tony Williams	
S14 UTAH STATE	L 7-17
S21 at Texas (UT ranked 9 <sup>th</sup> )	L 7-34
S28 AIR FORCE	W 20-16
O 5 ARIZONA STATE* (ASU ranked 18 <sup>th</sup> )	L 10-16
O12 at Brigham Young*	L 7-38
O19 NEW MEXICO*	L 21-32
O26 UTAH*	W 31-13
N 2 at Colorado State*	L 6-11
N 9 at Texas-El Paso*	L 13-35
N16 PACIFIC	L 14-50
N23 at Arizona*	L 14-21



## FRED AKERS

1975-1976

10-13-0, .435 Record  
two seasons

## 1975

(2-9-0) Captains: Andy Dixon & Aaron Kyle	
S13 IDAHO STATE	L 3-16
S20 at Colorado	L 10-27
S27 ARIZONA* (Arizona ranked 15 <sup>th</sup> )	L 0-14
O 4 COLORADO STATE*	L 0-3
O11 at Utah*	L 13-16
O18 TEXAS-EL PASO*	W 31-14
O25 BRIGHAM YOUNG*	L 20-33
N 1 at Utah State	L 21-27
N 8 at Arizona State* (ASU ranked 10 <sup>th</sup> )	L 20-21
N15 at New Mexico*	L 32-38
N22 at Air Force	W 24-10



## 1976

(8-4-0) Captains: Ray Davies, Steve Edwards,  
Kevin McClain & Paul Nunu

S11	SOUTH DAKOTA	W	48-7
S18	at Michigan State	L	10-21
S25	UTAH STATE	W	20-3
O 2	ARIZONA STATE*	W	13-10
O 9	at Brigham Young*	W	34-29
O16	NEW MEXICO*	W	24-23
O23	UTAH*	W	45-22
O30	at Colorado State*	L	16-19
N 6	at Arizona*	W	26-24
N13	at Texas-El Paso*	W	14-10
N20	at Air Force	L	21-41
	FIESTA BOWL		
D25	Oklahoma (OU ranked 8 <sup>th</sup> )	L	7-41



## BILL LEWIS

1977-1979  
14-20-1, .414 Record  
three seasons

## 1977

(4-6-1) Captains: Francis Chesley,  
Dave Clements & Walter Howard

S10	AIR FORCE	T	0-0
S17	TEXAS-EL PASO*	W	27-17
S24	at Michigan State	L	16-34
O 1	ARIZONA*	W	13-12
O 8	at Utah*	L	13-23
O22	BRIGHAM YOUNG* (BYU ranked 17 <sup>th</sup> )	L	7-10
O29	COLORADO STATE*	W	29-13
N 5	at Arizona State* (ASU ranked 19 <sup>th</sup> )	L	0-45
N12	at Utah State	L	31-32
N19	at New Mexico*	W	23-21
N26	at Louisiana State	L	7-66

## 1978

(5-7-0) Captains: Ken Fantetti & Marc Cousins

S16	SOUTH DAKOTA	W	30-11
S23	at Texas (UT ranked 6 <sup>th</sup> )	L	3-17
S30	UTAH STATE	L	13-20
O 7	NEW MEXICO*	L	15-19
O14	SAN DIEGO STATE*	W	31-22
O21	UTAH*	W	34-21
O28	at Colorado State*	W	13-3
N 4	at Brigham Young*	L	14-48
N11	at Nevada-Las Vegas	L	10-12
N18	at Hawaii	L	22-27
N25	at Texas-El Paso*	W	51-21
D 2	at Louisiana State	L	17-24

## 1979

(5-7-0) Captains: Pat Ogrin, Danny Pittman, Vic Baginski,  
Mike Dennis, Scott Winfield & Hugh Albora

S 8	at Washington (UWash ranked 15 <sup>th</sup> )	L	2-38
S15	at Northwestern	L	22-27
S22	RICHMOND	W	9-7
S29	COLORADO STATE*	L	16-20
O 6	TEXAS-EL PASO*	W	23-3
O13	at Utah*	L	14-24
O20	BRIGHAM YOUNG* (BYU ranked 13 <sup>th</sup> )	L	14-54
O27	NEVADA-LAS VEGAS	L	24-28
N 3	at San Diego State*	L	21-31
N10	ARKANSAS STATE	W	17-14
N17	at Hawaii*	W	21-13
N24	at New Mexico*	W	+3-17

+ Forfeit win for Wyoming



## PAT DYE

1980  
6-5-0, .545 Record  
one season

## 1980

(6-5-0) Captains: Greg Taylor & Guy Frazier

S13	OREGON STATE	W	30-10
S20	RICHMOND	W	35-14
S27	HAWAII*	W	45-20
O 4	NEW MEXICO*	L	21-24
O11	at Brigham Young*	L	17-52
O18	UTAH*	W	24-21
O25	SAN DIEGO STATE*	W	34-9
N 1	at Colorado State*	L	25-28
N 8	at Nevada-Las Vegas	L	26-33
N15	at Air Force*	L	7-25
N22	at Texas-El Paso*	W	52-7



## AL KINCAID

1981-1985  
29-29-0, .500 Record  
five seasons

## 1981

(8-3-0) Captains: Gary Crum, Phil Davis &  
Jim Eliopoulos

S 5	CAL STATE-FULLERTON	W	38-13
S12	at Oklahoma (OU ranked 3 <sup>rd</sup> )	L	20-37
S19	at Air Force*	W	17-10
O 3	NEVADA-LAS VEGAS	W	45-21
O10	HAWAII*	L	9-14
O17	TEXAS-EL PASO*	W	63-12
O24	BRIGHAM YOUNG* (BYU ranked 13 <sup>th</sup> )	W	33-20
O31	COLORADO STATE*	W	55-21
N 7	at San Diego State*	W	24-13
N14	at Utah*	L	27-30
N21	at New Mexico*	W	13-12

## 1982

(5-7-0) Captains: Joe Digiorgio & John Salley

S 4	NEW MEXICO*	L	20-41
S11	at Colorado State*	L	3-9
S18	LONG BEACH STATE	W	36-27
S25	at Colorado	W	24-10
O 2	at Hawaii*	W	28-10
O 9	SAN DIEGO STATE*	L	21-24
O16	CAL STATE-FULLERTON	L	16-20
O23	UTAH*	W	16-13
O30	at Air Force*	L	34-44
N 6	at Brigham Young*	L	13-23
N13	WICHITA STATE	W	24-20
N20	at Texas-El Paso*	L	32-39

## 1983

(7-5-0) Captains: Walt Goffigan, Brad Baumberger  
& Steve Nighswonger

S 3	SOUTH DAKOTA	W	34-13
S10	at Nebraska (Nebraska ranked 1 <sup>st</sup> )	L	20-56
S17	AIR FORCE*	W	14-7
S24	at Kansas State	L	25-27
O 1	TEXAS-EL PASO*	W	49-17
O 8	BRIGHAM YOUNG* (BYU ranked 20 <sup>th</sup> )	L	10-41
O15	at Utah*	L	14-69
O22	COLGATE	W	49-29
N 5	at New Mexico*	L	10-17
N12	at San Diego State*	W	33-21
N19	COLORADO STATE*	W	42-17
N26	at Hawaii*	W	31-13

## 1984

(6-6-0) Captains: Jay Novacek, Joe Ramunno,  
Bruce Mowry & Troy Schroeder

S 1	SOUTH DAKOTA	W	31-13
S 8	at Nebraska (Nebraska ranked 1 <sup>st</sup> )	L	7-42
S15	AIR FORCE*	W	26-20
S22	at Oregon State	L	14-41
S29	UTAH*	W	21-14
O 6	SAN DIEGO STATE*	L	0-21
O13	at Brigham Young*# (BYU ranked 5 <sup>th</sup> )	L	38-41
O20	NEW MEXICO*	W	59-21
O27	at Colorado State*	W	43-34
N 3	at Hawaii*	L	28-31
N10	SOUTH DAKOTA STATE	W	45-29
N17	at Texas-El Paso*	L	22-35

#Eventual National Champion

## 1985

(3-8-0) Captains: Pete Benedetti, Mitch Daum &  
Tim Gosar

S 7	at Baylor	L	18-39
S14	AIR FORCE*	L	7-49
S21	CAL STATE-FULLERTON	W	31-8
S28	WISCONSIN	L	17-41
O 4	at Utah*	L	20-37
O12	HAWAII*	L	18-26
O26	COLORADO STATE*	L	19-30
N 2	at Brigham Young* (BYU ranked 17 <sup>th</sup> )	L	0-59
N 9	SAN DIEGO STATE*	W	41-20
N16	at New Mexico*	L	16-41
D 7	Texas-El Paso* +	W	23-21

+ Game played at Melbourne, Australia



## DENNIS ERICKSON

1986  
6-6-0, .500 Record  
one season

## 1986

(6-6-0) Captains: Brian Cetak, Mike Garvey &  
Galand Thaxton

S 6	BAYLOR	L	28-31
S13	PACIFIC	W	23-20
S20	at Air Force*	W	23-17
S27	at Wisconsin	W	21-12
O 4	at Iowa State	L	10-21
O11	UTAH*	W	38-14
O18	BRIGHAM YOUNG*	L	22-34
O25	at Colorado State*	L	15-20
N 1	NEW MEXICO*	W	35-25
N 8	TEXAS-EL PASO*	W	41-12
N15	at San Diego State*	L	24-31
N29	at Hawaii*	L	19-35



## PAUL ROACH

1987-1990  
35-15-0, .700 Record  
four seasons

## 1987

(10-3-0) Captains: Craig Burnett, Jeff Knapton &  
Galand Thaxton

S 5	AIR FORCE*	W	27-13
S12	at Washington State	L	28-43
S19	OKLAHOMA STATE	L	29-35
S26	IOWA STATE	W	34-17
O 3	SAN DIEGO STATE*	W	52-10
O10	at Brigham Young*	W	29-27
O17	HOUSTON	W	37-35
O31	COLORADO STATE*	W	20-15
N 7	at New Mexico*	W	59-16
N14	at Utah*	W	31-7
N21	at Texas-El Paso*	W	37-13
N28	at Hawaii*	W	24-20
	HOLIDAY BOWL		
D30	Iowa (Iowa ranked 18 <sup>th</sup> )	L	19-20

## 1988

(11-2-0) Captains: Pat Rabold & Randy Welniak

S 1	BRIGHAM YOUNG*	W	24-14
S 8	at Louisville	W	44-9
S17	LOUISIANA TECH	W	38-6
S24	at Air Force*	W	48-45
O 1	CAL STATE-FULLERTON (UW ranked 18 <sup>th</sup> )	W	35-16
O 8	at San Diego State* (UW ranked 16 <sup>th</sup> )	W	55-27
O15	NEW MEXICO* (UW ranked 14 <sup>th</sup> )	W	55-7
O22	UTAH* (UW ranked 12 <sup>th</sup> )	W	61-18
O29	at Colorado State* (UW ranked 10 <sup>th</sup> )	W	48-14
N 5	TEXAS-EL PASO* (UW ranked 10 <sup>th</sup> )	W	51-6
N12	at Houston (UW ranked 10 <sup>th</sup> )	L	10-34
N19	at Hawaii* (UW ranked 16 <sup>th</sup> )	W	28-22
	HOLIDAY BOWL		
D30	Oklahoma State (UW ranked 15 <sup>th</sup> , OSU was 12 <sup>th</sup> )	L	14-62

## 1989

(5-6-0) Captains: Craig Schlichting & Dabby Dawson

S 2	LOUISVILLE	L	21-28
S10	at Air Force*	L	7-45
S16	HAWAII*	W	20-15
S23	WASHINGTON STATE (WSU ranked 19 <sup>th</sup> )	L	23-29
S30	at Oklahoma State	L	7-27
O 7	at Brigham Young*	L	20-36
O14	UTAH*	W	45-24
O28	at New Mexico*	W	24-23
N 4	COLORADO STATE*	W	56-35
N11	at San Diego State*	L	17-27
N18	TEXAS-EL PASO*	W	41-10

## 1990

(9-4-0) Captains: Mitch Donahue & Shawn Wiggins

S 1	TEMPLE	W	38-23
S 8	at Washington State	W	34-13
S15	ARKANSAS STATE	W	34-27
S22	AIR FORCE*	W	24-12
S29	at Utah*	W	28-10
O 6	SAN DIEGO STATE*	W	52-51
O13	NEW MEXICO* (UW ranked 23 <sup>rd</sup> )	W	25-22
O20	WEBER STATE (UW ranked 21 <sup>st</sup> )	W	21-12

## ALL-TIME SCORES

O27	at Texas-El Paso* (UW ranked 18 <sup>th</sup> )	W	17-10
N 3	at Colorado State* (UW ranked 19 <sup>th</sup> )	L	8-17
N10	BRIGHAM YOUNG* (UW ranked 25 <sup>th</sup> , BYU was 8 <sup>th</sup> )	L	14-45
N17	at Hawaii*	L	17-38
COPPER BOWL			
D31	California	L	15-17



## JOE TILLER

1991-1996  
39-30-1, .564 Record  
six seasons

## 1991

(4-6-1) Captains: Tom Corontzos, Robert Rivers & Doug Rigby

A31	HAWAII*	L	17-32
S 7	at Colorado (Colorado ranked 12 <sup>th</sup> )	L	13-30
S14	S. WESTERN LOUISIANA	W	28-15
S21	TEXAS TECH	W	22-17
S28	TEXAS-EL PASO*	T	28-28
O 5	at Air Force*	L	28-51
O12	UTAH*	L	42-57
O19	at New Mexico*	W	39-19
O26	COLORADO STATE*	W	35-28
N 2	at San Diego State*	L	22-24
N 9	at Brigham Young*	L	31-56

## 1992

(5-7-0) Captains: Dorell Drake, Jarod Thiele & Matt Swenson

S 5	NEVADA	W	25-6
S12	at Texas Tech	L	32-49
S19	AIR FORCE*	L	28-42
S26	at Louisville	W	26-24
O 3	SAN JOSE STATE	L	24-26
O10	NEW MEXICO*	W	35-21
O17	BRIGHAM YOUNG*	L	28-31
O24	at Colorado State*	W	31-14
O31	at Fresno State*	L	31-42
N 7	SAN DIEGO STATE*	W	17-6
N14	at Utah*	L	7-38
N21	at Hawaii*	L	18-42

## 1993

(8-4-0) Captains: Kurt Whitehead, Mike Jones & Joe Hughes

S 4	OREGON STATE	L	16-27
S11	NORTHERN IOWA	W	45-42
S18	at San Jose State	W	36-25
S25	UTAH*	W	28-12
O 2	at Air Force*	W	31-18
O 9	at Texas-El Paso*	W	33-26
O23	HAWAII*	W	48-10
O30	FRESNO STATE*	W	32-28
N13	at New Mexico* (UW ranked 23 <sup>rd</sup> )	L	7-10
N20	COLORADO STATE*	L	21-41
N27	at San Diego State*	W	43-38
COPPER BOWL			
D30	Kansas State (KSU ranked 20 <sup>th</sup> )	L	17-52

## 1994

(6-6-0) Captains: John Burroughs, Ryan Christopherson & Tyrone Williams

S 3	UTEP*	W	36-13
S10	at Oregon State	L	31-44
S17	TULSA	W	17-7
S24	at Utah*	L	7-41
O 1	at Nebraska# (Nebraska ranked 2 <sup>nd</sup> )	L	32-42
O 8	NE LOUISIANA	W	28-14
O15	at Fresno State*	L	24-38
O22	SAN DIEGO STATE*	W	52-35
O29	AIR FORCE*	L	17-34
N 5	at Colorado State* (CSU ranked 14 <sup>th</sup> )	L	24-35
N12	NEW MEXICO*	W	38-28
N19	at Hawaii*	W	13-10

#Eventual National Champion

## 1995

(6-5-0) Captains: Joe Cummings & Jeremy Gilstrap

S 9	at Air Force*	L	10-34
S16	HAWAII*	W	52-6
S23	OKLAHOMA STATE	W	45-25
O 7	at Tulsa	L	6-35
O14	LOUISVILLE	W	27-20
O21	at Brigham Young*	L	20-23
O28	COLORADO STATE*	L	24-31
N 4	UTAH*	L	24-30
N11	at San Diego State* (SDSU ranked 25 <sup>th</sup> )	W	34-31
N18	FRESNO STATE*	W	38-10
N25	at UTEP*	W	42-19

## 1996

(10-2-0) Captains: Marcus Harris, Brent Leu & Steve Scifres

A31	IDAHO	W	40-38
S 7	at Iowa State	W	41-38 ot
S14	HAWAII*	W	66-0
S21	AIR FORCE*	W	22-19
S28	at UNLV*	W	33-21
O 5	at San Jose State* (UW ranked 25 <sup>th</sup> )	W	45-22
O12	WESTERN MICHIGAN (UW ranked 24 <sup>th</sup> )	W	42-28
O19	FRESNO STATE* (UW ranked 23 <sup>rd</sup> )	W	42-21
N 2	SMU* (UW ranked 17 <sup>th</sup> )	W	59-17
N 7	at San Diego State* (UW ranked 16 <sup>th</sup> )	L	24-28
N16	at Colorado State* (UW ranked 23 <sup>rd</sup> )	W	25-24
D 7	vs. Brigham Young# (UW ranked 22 <sup>nd</sup> , BYU was 6 <sup>th</sup> )	L	25-28 ot

(UW finished ranked 22<sup>nd</sup>)

#Inaugural WAC Championship Game



## DANA DIMEL

1997-1999  
23-12-0, .657  
three seasons

## 1997

(8-5-0) Captains: Marques Brigham, Jay Korth, Jeff Leonard, Donovan McComb, Jim Talich, Cory Wedel

A28	at Ohio State (OSU ranked 9 <sup>th</sup> )	L	10-24
S 6	IOWA STATE	W	56-10
S13	at Hawaii*	W	35-6
S20	SAN JOSE STATE*	W	30-10
S27	at Colorado# (Colorado ranked 16 <sup>th</sup> )	L#	19-20
O 4	MONTANA	W	28-13
O11	at Nevada	W	34-30
O18	COLORADO STATE*	L	7-14
O25	at SMU*	L	17-22
N 1	SAN DIEGO STATE*	W	41-17
N 8	UNLV*	W	35-23
N15	at Air Force*	L	3-14
N22	at Fresno State*	L	7-24

#Win by forfeit

## 1998

(8-3-0) Captains: Brian Brown, Demetrius Hamilton, Zach Keiter, Aron Langley, Jeff Smith, Greg Van Leer

S12	MONTANA STATE	W	17-9
S19	at Georgia (Georgia ranked 12 <sup>th</sup> )	L	9-16
S26	LOUISIANA TECH	W	31-19
O 3	UTAH*	W	27-24
O10	SMU*	W	12-7
O17	at UNLV*	W	28-25 ot
O24	RICE*	W	34-24
O31	at TCU*	W	34-27
N 7	at Colorado State*	W	27-19
N14	AIR FORCE* (UW ranked 25 <sup>th</sup> , AF was 23 <sup>rd</sup> )	L	3-10
N21	at Tulsa	L	0-35

\* Western Athletic Conference Game

## 1999

(7-4-0) Captains: Dan Delcorio, Robbie Duncan, Jared Jamagin, Wendell Montgomery, Brian Van Emmerik

S 4	at Tennessee (UT ranked 3 <sup>rd</sup> )	L	17-42
S11	WEBER STATE	W	41-16
S25	at Air Force* (AF ranked 24 <sup>th</sup> )	W	10-7
O 2	IDAHO	W	28-13
O 9	UNLV*	L	32-35
O16	at Louisiana-Monroe	W	38-20
O23	COLORADO STATE*	L	13-24
N 6	at Utah*	W	43-29
N13	BRIGHAM YOUNG* (BYU ranked 15 <sup>th</sup> )	W	31-17
N20	NEW MEXICO*	W	42-28
N27	at San Diego State*	L	7-39

\* Mountain West Conference Game



## VIC KOENNING

2000-2002  
5-29-0, .147  
three seasons

## 2000

(1-10-0) Captains: Patrick Chukwurah, Mark Sheller, Jay Stoner & Leo Caires

A31	at Auburn	L	21-35
S 9	at Texas A&M	L	3-51
S16	CENTRAL MICHIGAN	W	31-10
S23	NEVADA	L	28-35

S30	at New Mexico	L	10-45
O 7	SAN DIEGO STATE*	L	0-34
O14	AIR FORCE*	L	34-51
O21	at UNLV*	L	23-42
O26	at Brigham Young*	L	7-19
N11	UTAH*	L	0-34
N16	at Colorado State* (CSU was receiving votes)	L	13-37

## 2001

(2-9-0) Captains: Leo Caires, Adam Goldberg, Ryan McGuffey & Al Rich

S 1	FURMAN	W	20-14
S 6	TEXAS A&M	L	20-28
S22	at Utah State	W	43-42
S29	COLORADO STATE*	L	14-42
O 6	NEW MEXICO*	L	29-30
O13	at Air Force*	L	13-24
O20	at Utah*	L	0-35
O27	UNLV*	L	26-47
N10	BRIGHAM YOUNG* (BYU ranked 8 <sup>th</sup> )	L	34-41
N17	at San Diego State*	L	16-38
N24	at Kansas	L	14-27

## 2002

(2-10-0) Captains: Jon Aimone, Casey Bramlet, Ryan McGuffey, J.D. Wallum & Herman White

A31	vs. Tennessee (in Nashville) (UT ranked 4 <sup>th</sup> )	L	7-47
S7	at Central Michigan	L	20-32
S14	BOISE STATE	L	13-35
S21	at Washington (UWash ranked 13 <sup>th</sup> )	L	7-38
O5	THE CITADEL	W	34-30
O12	at Colorado State*	L	36-44
O19	SAN DIEGO STATE*	L	20-24
O26	AIR FORCE* (AF ranked 22 <sup>nd</sup> )	W	34-26
N2	at UNLV*	L	48-49ot
N9	at Brigham Young*	L	31-35
N16	UTAH*	L	18-23
N30	at New Mexico*	L	20-49



## JOE GLENN

2003-2008  
30-41-0, .423  
six seasons

## 2003

(4-8-0) Captains: Casey Bramlet & Tyler Gottschalk

A 30	MONTANA STATE	W	21-10
S 6	at Oklahoma State	L	24-48
S13	KANSAS	L	35-42
S20	at Air Force*	L	29-35
S27	at Boise State	L	17-33
O11	at Utah State	W	48-21
O18	BRIGHAM YOUNG*	W	13-10
O25	at San Diego State*	L	20-25
N1	COLORADO STATE*	W	35-28
N15	at Utah*	L	17-47
N22	NEW MEXICO*	L	3-26
N29	UNLV*	L	24-35

## 2004

(7-5-0) Captains: Corey Bramlet, Trenton Franz, Zach Morris, Guy Tuell

S 4	APPALACHIAN STATE	W	53-7
S11	at Texas A&M	L	0-31
S25	OLE MISS	W	37-32
O 2	LOUISIANA-MONROE	W	31-10
O 9	SAN DIEGO STATE*	W	20-10
O16	at Brigham Young*	L	13-24
O22	at Colorado State*	L	7-30
O30	AIR FORCE*	W	43-26
N 6	at UNLV*	W	53-45 (3ot)
N13	UTAH* (Utah ranked 7 <sup>th</sup> )	L	28-45
N20	at New Mexico*	L	9-16
LAS VEGAS BOWL			
D23	vs. UCLA	W	24-21

## 2005

(4-7-0) Captains: Corey Bramlet, Dusty Hoffschneider, Ron Rockett

S 3	at Florida (Florida ranked 10 <sup>th</sup> )	L	14-32
S10	LOUISIANA-MONROE	W	38-0
S17	at Air Force*	W	29-28
S24	at Ole Miss	W	24-14
O 1	UNLV*	W	42-17
O 8	TCU*	L	14-28
O15	NEW MEXICO*	L	24-27
O22	at Colorado State*	L	31-39
N 5	at Utah*	L	13-43
N12	BRIGHAM YOUNG*	L	21-35
N19	at San Diego State*	L	21-34



# ALL-TIME SCORES

## 2006

(6-6-0) Captains: Chase Johnson & John Wendling

S 2	UTAH STATE	W	38-7
S 9	at Virginia	L	12-13 (1ot)
S16	BOISE STATE	L	10-17
S23	AIR FORCE*	L	24-31
S30	at Syracuse	L	34-40 (2ot)
O 7	at New Mexico*	W	14-10
O14	UTAH*	W	31-15
O21	COLORADO STATE*	W	24-0
O28	at TCU*	L	3-26
N 4	SAN DIEGO STATE*	W	27-24
N 9	at Brigham Young* (BYU ranked 25 <sup>th</sup> )	L	7-55
N18	at UNLV*	W	34-26

## 2007

(5-7-0) Captains: Wade Betschart, Sean Claffey, Michael Medina, Devin Moore

S 1	VIRGINIA	W	23-3
S 8	UTAH STATE	W	32-18
S15	at Boise State	L	14-24
S22	at Ohio	W	34-33
O 6	TCU*	W	24-21
O13	NEW MEXICO*	L	3-20
O20	at Air Force* (AF was receiving votes)	L	12-20
O27	UNLV*	W	29-24
N 3	at San Diego State*	L	24-27
N10	at Utah*	L	0-50
N17	BRIGHAM YOUNG*	L	10-35
N23	at Colorado State*	L	28-36

## 2008

(4-8-0) Captains: Ward Dobbs & Devin Moore

A 30	OHIO	W	21-20
S 6	AIR FORCE*	L	3-23
S13	NORTH DAKOTA STATE	W	16-13
S20	at Brigham Young* (BYU ranked 14 <sup>th</sup> )	L	0-44
S27	BOWLING GREEN	L	16-45
O 4	at New Mexico*	L	0-24
O11	UTAH* (Utah ranked 14 <sup>th</sup> )	L	7-40
O25	at TCU* (TCU ranked 15 <sup>th</sup> )	L	7-54
N 1	SAN DIEGO STATE*	W	35-10
N 8	at Tennessee	W	13-7
N13	at UNLV*	L	14-22
N22	COLORADO STATE*	L	20-31



**DAVE CHRISTENSEN**

2009-2013

27-35-0, .435

five seasons

## 2009

(7-6-0) Captains: Russ Arnold, John Fletcher, Weston Johnson, Darius Terry

S 5	WEBER STATE	W	29-22
S12	TEXAS (UT ranked 2 <sup>nd</sup> )	L	10-41
S19	at Colorado	L	0-24
S26	UNLV*	W	30-27
O 3	at Florida Atlantic	W	30-28
O10	NEW MEXICO*	W	37-13
O17	at Air Force*	L	0-10
O31	at Utah* (Utah ranked 19 <sup>th</sup> )	L	10-22
N 7	BRIGHAM YOUNG* (BYU ranked 25 <sup>th</sup> )	L	0-52
N14	at San Diego State*	W	30-27
N21	TCU* (TCU ranked 4 <sup>th</sup> )	L	10-45
N27	at Colorado State*	W	17-16
D 19	NEW MEXICO BOWL vs. Fresno State	W	35-28 (2ot)

## 2010

(3-9-0) Captains: Chris Prosinski, David Leonard, Brian Hendricks, Austyn Carta-Samuels

S 4	SOUTHERN UTAH	W	28-20
S11	at Texas (UT ranked 5 <sup>th</sup> )	L	7-34
S18	BOISE STATE (BSU ranked 3 <sup>rd</sup> )	L	6-51
S25	AIR FORCE* (AF was receiving votes)	L	14-20
O 2	at Toledo	W	20-15
O 9	at TCU* (TCU ranked 5 <sup>th</sup> )	L	0-45
O16	UTAH* (UW ranked 11 <sup>th</sup> )	L	6-30
O23	at Brigham Young*	L	20-25
O30	SAN DIEGO STATE* (SDSU was receiving votes)	L	38-48
N 6	at New Mexico*	L	31-34
N13	at UNLV*	L	16-42
N20	COLORADO STATE*	W	44-0

## 2011

(8-5-0) Captains: Selected each game

S 3	WEBER STATE	W	35-32
S10	TEXAS STATE	W	45-10
S17	at Bowling Green	W	28-27
S24	NEBRASKA (Nebraska ranked 9 <sup>th</sup> )	L	14-38
O 8	at Utah State	L	19-63
O15	UNLV*	W	41-14
O29	at San Diego State*	W	30-27
N 5	TCU* (TCU was receiving votes)	L	20-31
N12	at Air Force*	W	25-17
N19	NEW MEXICO*	W	31-10
N26	at Boise State* (BSU ranked 7 <sup>th</sup> )	L	14-36
D 3	at Colorado State*	W	22-19
D17	NEW MEXICO BOWL vs. Temple	L	15-37

## 2012

(4-8-0) Captains: Korey Jones, Nick Carlson, Luke Ruff, Brett Smith

S 1	at Texas (UT ranked 15 <sup>th</sup> )	L	17-37
S 8	TOLEDO	L	31-34
S15	CAL POLY	L	22-24
S22	at Idaho	W	40-37
O 6	at Nevada*	L	28-35
O13	AIR FORCE*	L	27-28
O20	at Fresno State*	L	14-42
O27	BOISE STATE* (BSU ranked 21 <sup>st</sup> )	L	14-45
N 3	COLORADO STATE*	W	45-31
N10	at New Mexico*	W	28-23
N17	at UNLV*	W	28-23
N24	SAN DIEGO STATE* (SDSU was receiving votes)	L	28-42

## 2013

(5-7-0) Captains: Marqueston Huff, Patrick Mertens, Brett Smith, Tyler Strong

A 30	at Nebraska (Nebraska ranked 18 <sup>th</sup> )	L	34-37
S 7	IDAHO	W	42-10
S14	NORTHERN COLORADO	W	35-7
S21	at Air Force*	W	56-23
S28	at Texas State	L	21-42
O12	NEW MEXICO*	W	38-31
O19	COLORADO STATE*	L	22-52
O26	at San Jose State*	L	44-51
N 9	FRESNO STATE* (Fresno St. ranked 16 <sup>th</sup> )	L	10-48
N16	at Boise State*	L	7-48
N23	HAWAII*	W	59-56
N30	at Utah State*	L	7-35



**CRAIG BOHL**

2014-present

6-18-0, .250

two seasons

## 2014

(4-8-0) Captains: Colby Kirkegaard, Dominick Ruffan, Darren White, Eddie Yarbrough

A30	MONTANA	W	17-12
S6	AIR FORCE*	W	17-13
S13	at Oregon (Oregon ranked 2 <sup>nd</sup> )	L	14-48
S20	FLORIDA ATLANTIC	W	20-19
S27	at Michigan State (MSU ranked 9 <sup>th</sup> )	L	14-56
O11	at Hawai'i*	L	28-38
O18	SAN JOSE STATE*	L	20-27 (1ot)
O25	at Colorado State*	L	31-45
N1	at Fresno State*	W	45-17
N7	UTAH STATE*	L	3-20
N22	BOISE STATE*	L	14-63
N29	at New Mexico*	L	30-36

## 2015

(2-10-0) Captains: Eddie Yarbrough, Cameron Coffman, Shaun Wick, Chase Roullier, Siaso Hala'api'api, Lucas Wach

S05	NORTH DAKOTA	L	13-24
S12	EASTERN MICHIGAN	L	29-48
S19	at Washington State	L	14-31
S26	NEW MEXICO*	L	28-38
O03	at Appalachian State	L	13-31
O10	at Air Force*	L	17-31
O17	NEVADA*	W	28-21
O24	at Boise State*	L	14-34
O30	at Utah State*	L	27-58
N07	COLORADO STATE*	L	7-26
N14	at San Diego State*	L	3-38
N28	UNLV*	W	35-28

\*Mountain West Conference Game

## As of end of 2015 season

56	weeks ranked in the AP poll
No. 6 (1967)	UW's highest AP ranking
No. 11 ASU (1972)	highest ranked opponent UW has defeated
9-63	all-time record vs. ranked opponents
8-57	UW unranked, vs. ranked opponents
1-4	UW ranked, vs. ranked opponents
28-9	UW ranked, vs. unranked opponents
5-19	UW vs. ranked at home
3-38	UW vs. ranked on the road
1-6	UW vs. ranked at neutral locations

## LARRY BIRLEFFI PRESS ROOM



**LARRY BIRLEFFI**, flanked by former UW Athletics Director Paul Roach (on left) acknowledges the crowd on Oct. 17, 1992, the day UW dedicated the press area in the War Memorial Stadium Press Box as "The Larry Birleffi Press Room".

In 1992 the University of Wyoming Athletics Department honored long-time newspaper, radio and TV personality Larry Birleffi, by naming the working press area in the War Memorial Stadium media facility after him.

For over 50 years, and 1200 events, Birleffi covered the Cowboys and Cowgirls for newspaper, radio and television. While coaches, players and fans have come and gone, Birleffi was there. He was the one common thread through the tapestry that is Wyoming tradition. He carried the word of Wyoming athletics longer, and more effectively, than any other. He was inducted into the University of Wyoming Athletics Hall of Fame in 1996.

Born in Hartville, Wyoming's first incorporated town on April 17, 1918, Birleffi graduated from the University of Wyoming in 1942. He had begun covering the Cowboys for the UW student newspaper the Branding Iron in 1937.

Birleffi died on September 27, 2008.

# ALL-TIME CONFERENCE STANDINGS

## MOUNTAIN WEST CONFERENCE

2015

Mountain Division						
	Conference			Overall		
	W	L	Pct.	W	L	Pct.
Air Force	6	2	.750	8	5	.615
Boise State	5	3	.625	8	4	.667
Colorado State	5	3	.625	7	5	.583
New Mexico	5	3	.625	7	5	.583
Utah State	5	3	.625	6	6	.500
Wyoming	2	6	.250	2	10	.167

West Division

	Conference			Overall		
	W	L	Pct.	W	L	Pct.
San Diego St.	8	0	1.000	10	3	.769
Nevada	4	4	.500	6	6	.500
San Jose State	4	4	.500	5	7	.417
Fresno State	2	6	.250	3	9	.250
UNLV	2	6	.250	3	9	.250
Hawai'i	0	8	.000	3	10	.300

2014

Mountain Division						
Conference				Overall		
	W	L	Pct.	W	L	Pct.
Boise State	7	1	.875	11	2	.846
Colorado State	6	2	.750	10	2	.833
Utah State	6	2	.750	9	4	.692
Air Force	5	3	.625	9	3	.750
<b>Wyoming</b>	<b>2</b>	<b>6</b>	<b>.250</b>	<b>4</b>	<b>8</b>	<b>.333</b>
New Mexico	2	6	.250	4	8	.333

West Division

	Conference			Overall		
	W	L	Pct.	W	L	Pct.
Fresno State	5	3	.625	6	7	.462
San Diego State	5	3	.625	7	5	.583
Nevada	4	4	.500	7	5	.583
Hawai'i	3	5	.375	4	9	.308
San Jose State	2	6	.250	3	9	.250
UNLV	1	7	.125	2	11	.154

2013

Mountain Division						
	Conference			Overall		
	W	L	Pct.	W	L	Pct.
Utah State	7	1	.875	9	5	.643
Boise State	6	2	.750	8	5	.615
Colorado State	5	3	.625	8	6	.571
<b>Wyoming</b>	<b>3</b>	<b>5</b>	<b>.375</b>	<b>5</b>	<b>7</b>	<b>.417</b>
New Mexico	1	7	.125	3	9	.250
Air Force	0	8	.000	2	10	.167

West Division

	Conference			Overall		
	W	L	Pct.	W	L	Pct.
Fresno State	7	1	.875	11	2	.846
San Diego State	6	2	.750	8	5	.615
UNLV	5	3	.625	7	6	.538
San Jose State	5	3	.625	6	6	.500
Nevada	3	5	.375	4	8	.333
Hawai'i	0	8	.000	1	11	.083

2012

	Conference			Overall		
	W	L	Pct.	W	L	Pct.
Boise State	7	1	.875	11	2	.846
Fresno State	7	1	.875	9	4	.692
San Diego State	7	1	.875	9	4	.692
Air Force	5	3	.625	6	7	.462
Nevada	4	4	.500	7	6	.538
<b>Wyoming</b>	<b>3</b>	<b>5</b>	<b>.375</b>	<b>4</b>	<b>8</b>	<b>.333</b>
Colorado State	3	5	.375	4	8	.333
UNLV	2	6	.250	2	11	.154
New Mexico	1	7	.125	4	9	.308
Hawai'i	1	7	.125	3	9	.250

2011

	Conference			Overall		
	W	L	Pct.	W	L	Pct.
TCU	7	0	1.000	11	2	.846
Boise State	6	1	.857	12	1	.923
<b>Wyoming</b>	<b>5</b>	<b>2</b>	<b>.714</b>	<b>8</b>	<b>5</b>	<b>.615</b>
San Diego State	4	3	.571	8	5	.615
Air Force	3	4	.429	7	6	.538
Colorado State	1	6	.143	3	9	.250
UNLV	1	6	.143	2	10	.167
New Mexico	1	6	.143	1	11	.083

2010

	Conference			Overall		
	W	L	Pct.	W	L	Pct.
TCU	8	0	1.000	13	0	1.000
Utah	7	1	.875	10	3	.769
San Diego State	5	3	.625	9	4	.692
Air Force	5	3	.625	9	4	.692
BYU	5	3	.625	7	6	.538
Colorado State	2	6	.250	3	9	.250
UNLV	2	6	.250	2	11	.154
<b>Wyoming</b>	<b>1</b>	<b>7</b>	<b>.125</b>	<b>3</b>	<b>9</b>	<b>.250</b>
New Mexico	1	7	.125	1	11	.083

2009

	Conference			Overall		
	W	L	Pct.	W	L	Pct.
TCU	8	0	1.000	12	1	.923
BYU	7	1	.875	11	2	.846
Utah	6	2	.750	10	3	.769
Air Force	5	3	.625	8	5	.615
<b>Wyoming</b>	<b>4</b>	<b>4</b>	<b>.500</b>	<b>7</b>	<b>6</b>	<b>.538</b>
UNLV	3	5	.375	5	7	.417
San Diego State	2	6	.250	4	8	.333
New Mexico	1	7	.125	1	11	.083
Colorado State	0	8	.000	3	9	.250

2008

	Conference			Overall		
	W	L	Pct.	W	L	Pct.
Utah	8	0	1.000	13	0	1.000
TCU	7	1	.875	11	2	.846
BYU	6	2	.750	10	3	.769
Air Force	5	3	.625	8	5	.615
Colorado State	4	4	.500	7	6	.538
UNLV	2	6	.250	5	7	.417
New Mexico	2	6	.250	4	8	.333
<b>Wyoming</b>	<b>1</b>	<b>7</b>	<b>.125</b>	<b>4</b>	<b>8</b>	<b>.333</b>
San Diego State	1	7	.125	2	10	.167

2007

	Conference			Overall		
	W	L	Pct.	W	L	Pct.
BYU	8	0	1.000	11	2	.846
Air Force	6	2	.750	9	4	.692
Utah	5	3	.625	9	4	.692
New Mexico	5	3	.625	9	4	.692
TCU	4	4	.500	8	5	.615
San Diego State	3	5	.375	4	8	.333
<b>Wyoming</b>	<b>2</b>	<b>6</b>	<b>.250</b>	<b>5</b>	<b>7</b>	<b>.417</b>
Colorado State	2	6	.250	3	9	.250
UNLV	1	7	.125	2	10	.167

2006

	Conference			Overall		
	W	L	Pct.	W	L	Pct.
BYU	8	0	1.000	11	2	.846
TCU	6	2	.750	11	2	.846
Utah	5	3	.625	8	5	.615
<b>Wyoming</b>	<b>5</b>	<b>3</b>	<b>.625</b>	<b>6</b>	<b>6</b>	<b>.500</b>
New Mexico	4	4	.500	6	7	.462
Air Force	3	5	.375	4	8	.333
San Diego State	3	5	.375	3	9	.250
Colorado State	1	7	.125	4	8	.333
UNLV	1	7	.125	2	10	.167

2005

	Conference			Overall		
	W	L	Pct.	W	L	Pct.
TCU	8	0	1.000	11	1	.917
BYU	5	3	.625	6	6	.500
Colorado State	5	3	.625	6	6	.500
Utah	4	4	.500	7	5	.583
New Mexico	4	4	.500	6	5	.545
San Diego State	4	4	.500	5	7	.417
Air Force	3	5	.375	4	7	.364
<b>Wyoming</b>	<b>2</b>	<b>6</b>	<b>.250</b>	<b>4</b>	<b>7</b>	<b>.364</b>
UNLV	1	7	.125	2	9	.182

2004

	Conference			Overall		
	W	L	Pct.	W	L	Pct.
Utah	7	0	1.000	12	0	1.000
New Mexico	5	2	.714	7	5	.583
BYU	4	3	.571	5	6	.455
<b>Wyoming</b>	<b>3</b>	<b>4</b>	<b>.429</b>	<b>7</b>	<b>5</b>	<b>.583</b>
Air Force	3	4	.429	5	6	.455
Colorado State	3	4	.429	4	7	.364
San Diego State	2	5	.286	4	7	.364
UNLV	1	6	.143	2	9	.182

2003

	Conference			Overall		
	W	L	Pct.	W	L	Pct.
Utah	6	1	.857	10	2	.833
New Mexico	5	2	.714	8	5	.615
Colorado State	4	3	.571	7	6	.538
Air Force	3	4	.429	7	5	.583
San Diego State	3	4	.429	6	6	.500
BYU	3	4	.429	4	8	.333
UNLV	2	5	.286	6	6	.500
<b>Wyoming</b>	<b>2</b>	<b>5</b>	<b>.286</b>	<b>4</b>	<b>8</b>	<b>.333</b>

2002

	Conference			Overall		
	W	L	Pct.	W	L	Pct.
Colorado State	6	1	.857	10	4	.714
New Mexico	5	2	.714	7	7	.500
Air Force	4	3	.571	8	5	.615
San Diego State	4	3	.571	4	9	.308
Utah	3	4	.429	5	6	.455
UNLV	3	4	.429	5	7	.417
BYU	2	5	.286	5	7	.417
Wyoming	1	6	.143	2	10	.167

2001

	Conference			Overall		
	W	L	Pct.	W	L	Pct.
BYU	7	0	1.000	12	2	.857
Colorado State	5	2	.714	7	5	.583
Utah	4	3	.571	8	4	.667
New Mexico	4	3	.571	6	5	.545
UNLV	3	4	.429	4	7	.364
Air Force	3	4	.429	6	6	.500
San Diego State	2	5	.286	3	8	.273
<b>Wyoming</b>	<b>0</b>	<b>7</b>	<b>.000</b>	<b>2</b>	<b>9</b>	<b>.189</b>

2000

	Conference			Overall		
	W	L	Pct.	W	L	Pct.
Colorado State	6	1	.857	10	2	.833
Air Force	5	2	.714	9	3	.750
UNLV	4	3	.571	8	5	.615
BYU	4	3	.571	6	6	.500
New Mexico	3	4	.428	5	7	.416
Utah	3	4	.428	4	7	.362
San Diego State	3	4	.428	3	8	.272
Wyoming	0	7	.000	1	10	.091



# ALL-TIME CONFERENCE STANDINGS

**1999**

	Conference			Overall		
	W	L	Pct.	W	L	Pct.
Utah	5	2	.714	9	3	.750
Colorado State	5	2	.714	8	4	.667
BYU	5	2	.714	8	4	.667
<b>Wyoming</b>	<b>4</b>	<b>3</b>	<b>.571</b>	<b>7</b>	<b>4</b>	<b>.636</b>
San Diego State	3	4	.429	5	6	.455
New Mexico	3	4	.429	4	7	.364
Air Force	2	5	.286	6	5	.545
UNLV	1	6	.143	3	8	.273

## WESTERN ATHLETIC CONFERENCE

**1998**

Pacific Division						
Conference			Overall			
W	L	Pct.	W	L	Pct.	
BYU	7	1	.875	9	5	.643
San Diego State	7	1	.875	7	5	.583
Utah	5	3	.625	7	4	.636
Fresno State	5	3	.625	5	6	.455
San Jose State	3	5	.375	4	8	.333
UTEP	3	5	.375	3	8	.273
New Mexico	1	7	.125	3	9	.250
Hawai'i	0	8	.000	0	12	.000

### Mountain Division

Conference			Overall			
W	L	Pct.	W	L	Pct.	
Air Force	7	1	.875	12	1	.923
<b>Wyoming</b>	<b>6</b>	<b>2</b>	<b>.750</b>	<b>8</b>	<b>3</b>	<b>.727</b>
Colorado State	5	3	.625	8	4	.667
Rice	5	3	.625	5	6	.455
TCU	4	4	.500	7	5	.583
SMU	4	4	.500	5	7	.417
Tulsa	2	6	.250	4	7	.364
UNLV	0	8	.000	0	11	.000

**1997**

Pacific Division						
Conference			Overall			
W	L	Pct.	W	L	Pct.	
Colorado State	7	1	.875	11	2	.846
Air Force	6	2	.750	10	3	.769
Fresno State	5	3	.625	6	6	.500
<b>Wyoming</b>	<b>4</b>	<b>4</b>	<b>.500</b>	<b>7</b>	<b>6</b>	<b>.538</b>
San Diego State	4	4	.500	5	7	.417
San Jose State	4	4	.500	4	7	.364
UNLV	2	6	.250	3	8	.273
Hawai'i	1	7	.125	3	9	.250

### Mountain Division

Conference			Overall			
W	L	Pct.	W	L	Pct.	
New Mexico	6	2	.750	9	4	.692
Rice	5	3	.625	7	4	.636
SMU	5	3	.625	6	5	.545
Utah	5	3	.625	6	5	.545
BYU	4	4	.500	6	5	.545
UTEP	3	5	.375	4	7	.364
Tulsa	2	6	.250	2	9	.182
TCU	1	7	.125	1	10	.091

**1996**

Pacific Division						
Conference			Overall			
W	L	Pct.	W	L	Pct.	
<b>Wyoming</b>	<b>7</b>	<b>1</b>	<b>.875</b>	<b>10</b>	<b>2</b>	<b>.833</b>
Colorado State	6	2	.750	7	5	.583
San Diego State	6	2	.750	8	3	.727
Air Force	5	3	.625	6	5	.545
Fresno State	3	5	.375	4	7	.364
San Jose State	3	5	.375	3	9	.250
Hawai'i	1	7	.125	2	10	.167
UNLV	1	7	.125	1	11	.083

### Mountain Division

Conference			Overall			
W	L	Pct.	W	L	Pct.	
BYU	8	0	1.000	14	1	.933
Rice	6	2	.750	7	4	.636
Utah	6	2	.750	8	4	.667
SMU	4	4	.500	5	6	.455
New Mexico	3	5	.375	6	5	.545
TCU	3	5	.375	4	7	.364
Tulsa	2	6	.250	4	7	.364
UTEP	0	8	.000	2	9	.182

**1995**

Conference			Overall			
W	L	Pct.	W	L	Pct.	
Colorado State	6	2	.750	8	4	.667
BYU	6	2	.750	8	4	.667
Utah	6	2	.750	7	4	.636
Air Force	6	2	.750	8	5	.615
San Diego State	5	3	.625	8	4	.667
<b>Wyoming</b>	<b>4</b>	<b>4</b>	<b>.500</b>	<b>6</b>	<b>5</b>	<b>.545</b>
Fresno State	2	6	.250	5	7	.417
Hawai'i	2	6	.250	4	8	.333
UTEP	1	7	.125	2	10	.167

**1994**

Conference			Overall			
W	L	Pct.	W	L	Pct.	
Colorado State	7	1	.875	10	2	.833
Utah	6	2	.750	10	2	.833
BYU	6	2	.750	10	3	.769
Air Force	6	2	.750	8	4	.667
<b>Wyoming</b>	<b>4</b>	<b>4</b>	<b>.500</b>	<b>6</b>	<b>6</b>	<b>.500</b>
New Mexico	4	4	.500	5	7	.417
Fresno State	3	4	.438	5	7	.423
San Diego State	2	6	.250	4	7	.364
UTEP	1	6	.188	3	7	.318
Hawai'i	0	8	.000	3	8	.292

**1993**

Conference			Overall			
W	L	Pct.	W	L	Pct.	
Fresno State	6	2	.750	8	4	.667
<b>Wyoming</b>	<b>6</b>	<b>2</b>	<b>.750</b>	<b>8</b>	<b>4</b>	<b>.667</b>
BYU	6	2	.750	6	6	.500
Utah	5	3	.625	7	6	.538
Colorado State	5	3	.625	5	6	.455
New Mexico	4	4	.500	6	5	.545
San Diego State	4	4	.500	6	6	.500
Hawai'i	3	5	.375	6	6	.500
Air Force	1	7	.125	4	8	.333
UTEP	0	8	.000	1	11	.083

**1992**

Conference			Overall			
W	L	Pct.	W	L	Pct.	
Hawai'i	6	2	.750	11	2	.846
Fresno State	6	2	.750	9	4	.692
BYU	6	2	.750	8	5	.615
San Diego State	5	3	.625	5	5	.500
Air Force	4	4	.500	7	5	.583
Utah	4	4	.500	6	6	.500
<b>Wyoming</b>	<b>3</b>	<b>5</b>	<b>.375</b>	<b>5</b>	<b>7</b>	<b>.417</b>
Colorado State	3	5	.375	5	7	.417
New Mexico	2	6	.250	3	8	.273
UTEP	1	7	.125	1	10	.091

**1991**

Conference			Overall			
W	L	Pct.	W	L	Pct.	
BYU	7	0	.983	8	3	.692
San Diego State	6	1	.813	8	4	.654
Air Force	6	2	.750	10	3	.769
Utah	4	4	.500	7	5	.583
Hawai'i	3	5	.375	4	7	.375
<b>Wyoming</b>	<b>2</b>	<b>5</b>	<b>.313</b>	<b>4</b>	<b>6</b>	<b>.409</b>
UTEP	2	5	.313	4	7	.375
Colorado State	2	6	.250	3	8	.273
New Mexico	2	6	.250	3	9	.250

**1990**

	Conference				Overall			
	W	L	T	Pct.	W	L	T	Pct.
BYU	7	1	0	.875	10	3	0	.769
Colorado State	6	1	0	.857	9	4	0	.692
San Diego State	5	2	0	.714	6	5	0	.545
<b>Wyoming</b>	<b>5</b>	<b>3</b>	<b>0</b>	<b>.625</b>	<b>9</b>	<b>4</b>	<b>0</b>	<b>.692</b>
Hawai'i	4	4	0	.500	7	5	0	.583
Air Force	3	4	0	.429	7	5	0	.583
Utah	2	6	0	.250	4	7	0	.364
New Mexico	1	6	0	.143	2	10	0	.167
UTEP	1	7	0	.125	3	8	0	.273

**1989**

	Conference				Overall			
	W	L	T	Pct.	W	L	T	Pct.
BYU	7	1	0	.875	10	3	0	.769
Air Force	5	1	1	.786	8	4	1	.654
Hawai'i	5	2	1	.688	9	3	1	.731
<b>Wyoming</b>	<b>5</b>	<b>3</b>	<b>0</b>	<b>.625</b>	<b>5</b>	<b>6</b>	<b>0</b>	<b>.455</b>
San Diego State	4	3	0	.571	6	5	1	.542
Colorado State	4	3	0	.571	5	5	1	.500
Utah	2	6	0	.250	4	8	0	.333
UTEP	1	7	0	.125	2	10	0	.167
New Mexico	0	7	0	.000	2	10	0	.167

**1988**

	Conference				Overall			
	W	L	T	Pct.	W	L	T	Pct.
Wyoming	8	0	0	1.000	11	2	0	.846
UTEP	6	2	0	.750	10	3	0	.769
Hawai'i	5	3	0	.625	9	3	0	.750
BYU	5	3	0	.625	9	4	0	.692
Utah	4	4	0	.500	6	5	0	.545
Air Force	3	5	0	.375	5	7	0	.417
San Diego State	3	5	0	.375	3	8	0	.273
New Mexico	1	7	0	.125	2	10	0	.167
Colorado State	1	7	0	.125	1	10	0	.091

**1987**

	Conference				Overall			
	W	L	T	Pct.	W	L	T	Pct.
Wyoming	8	0	0	1.000	10	3	0	.767
BYU	7	1	0	.875	9	4	0	.692
Air Force	6	2	0	.750	9	4	0	.692
UTEP	5	3	0	.625	7	4	0	.636
San Diego State	4	4	0	.500	5	7	0	.417
Hawai`i	3	5	0	.375	5	7	0	.417
Utah	2	6	0	.250	5	7	0	.417
Colorado State	1	7	0	.125	1	11	0	.083
New Mexico	0	8	0	.000	0	11	0	.000

**1986**

	Conference				Overall			
	W	L	T	Pct.	W	L	T	Pct.
San Diego State	7	1	0	.875	8	4	0	.667
BYU	6	2	0	.750	8	5	0	.615
Air Force	5	2	0	.714	6	5	0	.545
Hawai'i	4	4	0	.500	7	5	0	.583
Colorado State	4	4	0	.500	6	5	0	.545
<b>Wyoming</b>	<b>4</b>	<b>4</b>	<b>0</b>	<b>.500</b>	<b>6</b>	<b>6</b>	<b>0</b>	<b>.500</b>
New Mexico	2	5	0	.286	4	8	0	.333
UTEP	2	6	0	.250	4	8	0	.333
Utah	1	7	0	.125	2	9	0	.182

# ALL-TIME CONFERENCE STANDINGS

**1984**

	Conference				Overall			
	W	L	T	Pct.	W	L	T	Pct.
BYU	8	0	0	1.000	13	0	0	1.000
Hawai'i	5	2	0	.714	7	4	0	.636
Air Force	4	3	0	.571	8	4	0	.667
Utah	4	3	1	.562	6	5	1	.542
San Diego State	4	3	1	.562	4	7	1	.375
<b>Wyoming</b>	<b>4</b>	<b>4</b>	<b>0</b>	<b>.500</b>	<b>6</b>	<b>6</b>	<b>0</b>	<b>.500</b>
Colorado State	3	5	0	.375	3	8	0	.273
New Mexico	1	7	0	.125	4	8	0	.333
UTEP	1	7	0	.125	2	9	0	.182

**1983**

	Conference				Overall			
	W	L	T	Pct.	W	L	T	Pct.
BYU	7	0	0	1.000	11	1	0	.917
Air Force	5	2	0	.714	10	2	0	.833
<b>Wyoming</b>	<b>5</b>	<b>3</b>	<b>0</b>	<b>.625</b>	<b>7</b>	<b>5</b>	<b>0</b>	<b>.583</b>
New Mexico	4	3	0	.571	6	6	0	.500
Hawai'i	3	3	1	.500	5	5	1	.500
Utah	4	4	0	.500	5	7	0	.417
Colorado State	4	4	0	.500	5	7	0	.417
San Diego State	1	6	1	.187	2	9	1	.208
UTEP	0	8	0	.000	2	10	0	.167

**1982**

	Conference				Overall			
	W	L	T	Pct.	W	L	T	Pct.
BYU	7	1	0	.875	8	4	0	.667
New Mexico	6	1	0	.857	10	1	0	.909
Air Force	4	3	0	.571	8	5	0	.617
San Diego State	4	3	0	.571	7	5	0	.583
Hawai'i	4	4	0	.500	6	5	0	.545
Utah	3	4	0	.428	5	6	0	.454
Colorado State	3	5	0	.375	4	7	0	.364
<b>Wyoming</b>	<b>2</b>	<b>6</b>	<b>0</b>	<b>.250</b>	<b>5</b>	<b>7</b>	<b>0</b>	<b>.417</b>
UTEP	1	6	0	.143	2	10	0	.167

**1981**

	Conference				Overall			
	W	L	T	Pct.	W	L	T	Pct.
BYU	7	1	0	.875	11	2	0	.846
Hawai'i	6	1	0	.857	9	2	0	.818
Utah	5	1	1	.786	8	2	1	.773
<b>Wyoming</b>	<b>6</b>	<b>2</b>	<b>0</b>	<b>.750</b>	<b>8</b>	<b>3</b>	<b>0</b>	<b>.727</b>
New Mexico	3	4	1	.437	4	7	1	.375
San Diego State	3	5	0	.375	6	5	0	.545
Air Force	2	5	0	.285	4	7	0	.363
UTEP	1	6	0	.143	1	10	0	.091
Colorado State	0	8	0	.000	0	12	0	.000

**1980**

	Conference				Overall			
	W	L	T	Pct.	W	L	T	Pct.
BYU	6	1	0	.857	12	1	0	.923
Hawai'i	6	1	0	.857	9	2	0	.818
Utah	5	1	1	.786	6	4	1	.591
<b>Wyoming</b>	<b>4</b>	<b>4</b>	<b>0</b>	<b>.500</b>	<b>6</b>	<b>5</b>	<b>0</b>	<b>.545</b>
San Diego State	4	4	0	.500	4	8	0	.333
New Mexico	3	4	0	.428	4	7	0	.364
Air Force	1	6	0	.143	2	9	1	.208
UTEP	1	6	0	.143	1	11	0	.083

**1979**

	Conference				Overall			
	W	L	T	Pct.	W	L	T	Pct.
BYU	7	0	0	1.000	11	1	0	.917
San Diego State	5	2	0	.714	8	3	0	.727
Utah	5	2	0	.714	6	6	0	.500
Hawai'i	3	4	0	.428	6	5	0	.545
New Mexico	3	4	0	.428	6	6	0	.500
Colorado State	3	4	0	.428	4	7	1	.375
<b>Wyoming</b>	<b>2</b>	<b>5</b>	<b>0</b>	<b>.286</b>	<b>4</b>	<b>8</b>	<b>0</b>	<b>.333</b>
UTEP	0	7	0	.000	2	9	0	.182

**1978**

	Conference				Overall			
	W	L	T	Pct.	W	L	T	Pct.
BYU	5	1	0	.833	9	4	0	.750
Utah	4	2	0	.667	8	3	0	.727
<b>Wyoming</b>	<b>4</b>	<b>2</b>	<b>0</b>	<b>.667</b>	<b>5</b>	<b>7</b>	<b>0</b>	<b>.417</b>
New Mexico	3	3	0	.500	7	5	0	.583
Colorado State	2	4	0	.333	5	6	0	.454
San Diego State	2	4	0	.333	4	7	0	.364
UTEP	1	5	0	.167	1	11	0	.083

**1977**

	Conference				Overall			
	W	L	T	Pct.	W	L	T	Pct.
Arizona State	6	1	0	.857	9	3	0	.750
BYU	6	1	0	.857	9	2	0	.818
Colorado State	5	2	0	.714	9	2	1	.792
<b>Wyoming</b>	<b>4</b>	<b>3</b>	<b>0</b>	<b>.571</b>	<b>4</b>	<b>6</b>	<b>1</b>	<b>.409</b>
Arizona	3	4	0	.428	5	7	0	.417
New Mexico	2	5	0	.286	5	7	0	.417
Utah	2	5	0	.286	3	8	0	.273
UTEP	0	7	0	.000	1	10	0	.091

**1976**

	Conference				Overall			
	W	L	T	Pct.	W	L	T	Pct.
BYU	6	1	0	.857	9	3	0	.750
<b>Wyoming</b>	<b>6</b>	<b>1</b>	<b>0</b>	<b>.857</b>	<b>8</b>	<b>4</b>	<b>0</b>	<b>.667</b>
Arizona State	4	3	0	.571	4	7	0	.364
Utah	3	3	0	.500	3	8	0	.273
Arizona	3	4	0	.428	5	6	0	.454
New Mexico	3	4	0	.428	4	7	0	.364
Colorado State	2	4	0	.333	6	5	0	.545
UTEP	0	7	0	.000	1	11	0	.083

**1975**

	Conference				Overall			
	W	L	T	Pct.	W	L	T	Pct.
Arizona State	7	0	0	1.000	12	0	0	1.000
Arizona	5	2	0	.714	9	2	0	.818
Colorado State	4	2	0	.667	6	5	0	.545
BYU	4	3	0	.571	6	5	0	.545
New Mexico	4	3	0	.571	6	5	0	.545
Utah	1	4	0	.200	1	10	0	.091
<b>Wyoming</b>	<b>1</b>	<b>6</b>	<b>0</b>	<b>.143</b>	<b>2</b>	<b>9</b>	<b>0</b>	<b>.181</b>
UTEP	0	6	0	.000	1	10	0	.091

**1974**

	Conference				Overall			
	W	L	T	Pct.	W	L	T	Pct.
BYU	6	0	1	.929	7	4	1	.625
Arizona	6	1	0	.857	9	2	0	.818
Arizona State	4	3	0	.571	7	5	0	.583
New Mexico	3	4	0	.429	4	6	1	.409
UTEP	3	4	0	.429	4	7	0	.364
Colorado State	2	3	1	.417	4	6	1	.409
Utah	1	5	0	.167	1	10	0	.091
<b>Wyoming</b>	<b>1</b>	<b>6</b>	<b>0</b>	<b>.143</b>	<b>2</b>	<b>9</b>	<b>0</b>	<b>.182</b>

**1973**

	Conference				Overall			
	W	L	T	Pct.	W	L	T	Pct.
Arizona	6	1	0	.857	8	3	0	.736
Arizona State	6	1	0	.857	11	1	0	.916
Utah	4	2	0	.667	7	5	0	.583
BYU	3	4	0	.428	5	6	0	.454
New Mexico	3	4	0	.428	4	7	0	.363
<b>Wyoming</b>	<b>3</b>	<b>4</b>	<b>0</b>	<b>.428</b>	<b>4</b>	<b>7</b>	<b>0</b>	<b>.363</b>
Colorado State	2	4	0	.333	5	6	0	.454
UTEP	0	7	0	.000	0	11	0	.000

**1972**

	Conference				Overall			
	W	L	T	Pct.	W	L	T	Pct.
Arizona State	5	1	0	.833	10	2	0	.833
BYU	5	2	0	.714	7	4	0	.636
Utah	5	2	0	.714	6	5	0	.546
Arizona	4	3	0	.572	4	7	0	.363

Wyoming	3	4	0	.428	4	7	0	.363
New Mexico	2	4	0	.333	3	8	0	.273
Colorado State	1	4	0	.200	1	10	0	.091
UTEP	1	6	0	.143	2	8	0	.200

**1971**

	Conference				Overall			
	W	L	T	Pct.	W	L	T	Pct.
Arizona State	7	0	0	1.000	11	1	0	.917
New Mexico	5	1	0	.833	6	3	2	.636
Arizona	3	3	0	.500	5	6	0	.455
BYU	3	4	0	.429	5	6	0	.455
Utah	3	4	0	.429	3	8	0	.273
<b>Wyoming</b>	<b>3</b>	<b>4</b>	<b>0</b>	<b>.429</b>	<b>5</b>	<b>6</b>	<b>0</b>	<b>.455</b>
Colorado State	1	4	0	.200	3	8	0	.273
UTEP	1	6	0	.143	5	6	0	.455

**1970**

	Conference				Overall			
	W	L	T	Pct.	W	L	T	Pct.
Arizona State	7	0	0	1.000	11	0	0	1.000
New Mexico	5	1	0	.833	7	3	0	.700
Utah	4	2	0	.667	6	4	0	.600
UTEP	4	3	0	.571	6	4	0	.600
Arizona	2	4	0	.333	4	6	0	.400
Colorado State	1	3	0	.250	4	7	0	.364
BYU	1	6	0	.143	3	8	0	.273
<b>Wyoming</b>	<b>1</b>	<b>6</b>	<b>0</b>	<b>.143</b>	<b>1</b>	<b>9</b>	<b>0</b>	<b>.100</b>

**1969**

	Conference				Overall			
--	------------	--	--	--	---------	--	--	--



# ALL-TIME CONFERENCE STANDINGS

New Mexico	2	3	0	.400	3	7	0	.300
Utah	1	3	0	.250	3	7	0	.300
Arizona	1	4	0	.200	3	7	0	.300

## 1964

	Conference				Overall			
	W	L	T	Pct.	W	L	T	Pct.
Arizona	3	1	0	.750	6	3	1	.650
Utah	3	1	0	.750	9	2	0	.818
New Mexico	3	1	0	.750	9	2	0	.818
<b>Wyoming</b>	<b>2</b>	<b>2</b>	<b>0</b>	<b>.500</b>	<b>6</b>	<b>2</b>	<b>2</b>	<b>.700</b>
BYU	0	4	0	.000	3	6	1	.350
Arizona State	0	2	0	.000	8	2	0	.800

## 1963

	Conference				Overall			
	W	L	T	Pct.	W	L	T	Pct.
New Mexico	3	1	0	.750	6	4	0	.600
Arizona	2	2	0	.500	5	5	0	.500
Utah	2	2	0	.500	4	6	0	.400
<b>Wyoming</b>	<b>2</b>	<b>3</b>	<b>0</b>	<b>.400</b>	<b>6</b>	<b>4</b>	<b>0</b>	<b>.600</b>
BYU	0	4	0	.000	2	8	0	.200
Arizona State*	3	0	0	1.000	8	1	0	.889

\*Played fewer than qualifying number of games

## 1962

	Conference				Overall			
	W	L	T	Pct.	W	L	T	Pct.
New Mexico	2	1	1	.625	7	2	1	.750
<b>Wyoming</b>	<b>2</b>	<b>2</b>	<b>0</b>	<b>.500</b>	<b>5</b>	<b>5</b>	<b>0</b>	<b>.500</b>
BYU	2	2	0	.500	4	6	0	.400
Arizona	2	2	0	.500	5	5	0	.500
Utah	1	2	1	.375	4	5	1	.450
Arizona State*	1	1	0	.500	7	2	1	.750

\*Played fewer than qualifying number of games

## SKYLINE/MOUNTAIN STATES CONFERENCE

## 1961

	Conference				Overall			
	W	L	T	Pct.	W	L	T	Pct.
<b>Wyoming</b>	<b>5</b>	<b>0</b>	<b>1</b>	<b>.917</b>	<b>6</b>	<b>1</b>	<b>2</b>	<b>.778</b>
Utah State	5	0	1	.917	9	0	1	.950
Utah	3	3	0	.500	6	4	0	.600
New Mexico	3	3	0	.500	6	4	0	.600
Montana	2	4	0	.333	2	6	0	.250
BYU	2	4	0	.333	2	8	0	.200
Colorado State	0	6	0	.000	0	10	0	.000

## 1960

	Conference				Overall			
	W	L	T	Pct.	W	L	T	Pct.
<b>Wyoming</b>	<b>6</b>	<b>1</b>	<b>0</b>	<b>.857</b>	<b>8</b>	<b>2</b>	<b>0</b>	<b>.800</b>
Utah State	6	1	0	.857	9	2	0	.818
Utah	5	1	0	.833	7	3	0	.700
New Mexico	4	2	0	.667	5	5	0	.500
Montana	2	5	0	.286	5	5	0	.500
BYU	2	5	0	.286	3	8	0	.273
Denver	1	6	0	.143	3	7	0	.300
Colorado State	1	6	0	.143	2	8	0	.200

## 1959

	Conference				Overall			
	W	L	T	Pct.	W	L	T	Pct.
<b>Wyoming</b>	<b>7</b>	<b>0</b>	<b>0</b>	<b>1.000</b>	<b>9</b>	<b>1</b>	<b>0</b>	<b>.900</b>
Colorado State	5	2	0	.714	6	4	0	.600
New Mexico	4	2	0	.667	7	3	0	.700
Utah	3	2	0	.600	5	5	0	.500
Denver	2	5	0	.286	2	8	0	.200
Utah State	2	5	0	.286	5	6	0	.454
BYU	2	5	0	.286	3	7	0	.300
Montana	1	5	0	.167	1	8	0	.111

## 1958

	Conference				Overall			
	W	L	T	Pct.	W	L	T	Pct.
<b>Wyoming</b>	<b>6</b>	<b>1</b>	<b>0</b>	<b>.857</b>	<b>7</b>	<b>3</b>	<b>0</b>	<b>.700</b>
New Mexico	5	1	0	.833	7	3	0	.700
BYU	5	2	0	.714	6	4	0	.600
Colorado State	4	3	0	.571	6	4	0	.600
Utah	3	3	0	.500	4	7	0	.364
Utah State	2	5	0	.286	3	7	0	.300
Denver	2	5	0	.286	2	8	0	.200
Montana	0	7	0	.000	0	10	0	.000

## 1957

	Conference				Overall			
	W	L	T	Pct.	W	L	T	Pct.
Utah	5	1	0	.833	6	4	0	.600
BYU	5	1	1	.786	5	3	2	.600
Denver	5	2	0	.714	6	4	0	.600
<b>Wyoming</b>	<b>3</b>	<b>2</b>	<b>2</b>	<b>.571</b>	<b>4</b>	<b>3</b>	<b>3</b>	<b>.550</b>
New Mexico	2	4	0	.333	4	6	0	.400
Montana	2	5	0	.286	2	7	0	.222
Colorado State	2	5	0	.286	3	7	0	.300
Utah State	1	5	1	.214	2	7	1	.250

## 1956

	Conference				Overall			
	W	L	T	Pct.	W	L	T	Pct.
<b>Wyoming</b>	<b>7</b>	<b>0</b>	<b>0</b>	<b>1.000</b>	<b>10</b>	<b>0</b>	<b>0</b>	<b>1.000</b>
Utah	5	1	0	.833	5	5	0	.500
Denver	4	3	0	.571	6	4	0	.600
Utah State	4	3	0	.571	6	4	0	.600
Colorado A&M	2	4	0	.333	2	7	1	.222
New Mexico	2	4	0	.333	4	6	0	.400
BYU	1	5	1	.214	2	7	1	.222
Montana	1	6	0	.143	1	9	0	.100

## 1955

	Conference				Overall			
	W	L	T	Pct.	W	L	T	Pct.
Colorado A&M	6	1	0	.857	8	2	0	.800
Utah	4	1	0	.800	6	3	0	.667
<b>Wyoming</b>	<b>5</b>	<b>2</b>	<b>0</b>	<b>.714</b>	<b>8</b>	<b>3</b>	<b>0</b>	<b>.727</b>
Denver	5	2	0	.714	8	2	0	.800
Utah State	3	4	0	.429	4	6	0	.400
Montana	2	4	0	.333	3	7	0	.300
New Mexico	1	5	0	.167	2	8	0	.200
BYU	0	7	0	.000	1	9	0	.100

## 1954

	Conference				Overall			
	W	L	T	Pct.	W	L	T	Pct.
Denver	6	1	0	.857	9	1	0	.900
<b>Wyoming</b>	<b>5</b>	<b>1</b>	<b>0</b>	<b>.833</b>	<b>6</b>	<b>4</b>	<b>0</b>	<b>.600</b>
Utah State	4	3	0	.571	4	6	0	.400
New Mexico	3	3	0	.500	5	5	0	.500
Utah	3	3	0	.500	4	7	0	.364
Colorado A&M	3	4	0	.429	3	7	0	.300
Montana	1	5	0	.167	3	6	0	.333
BYU	1	6	0	.143	1	8	0	.111

## 1953

	Conference				Overall			
	W	L	T	Pct.	W	L	T	Pct.
Utah	5	0	0	1.000	8	2	0	.800
Utah State	5	2	0	.714	8	3	0	.727
<b>Wyoming</b>	<b>4</b>	<b>2</b>	<b>1</b>	<b>.642</b>	<b>5</b>	<b>4</b>	<b>1</b>	<b>.550</b>
New Mexico	3	2	1	.583	5	3	1	.611
Colorado A&M	3	4	0	.428	4	5	0	.444
Montana	2	4	0	.333	3	5	0	.375
BYU	1	5	1	.250	2	7	1	.312
Denver	1	5	1	.250	3	5	2	.400

## 1952

	Conference				Overall			
	W	L	T	Pct.	W	L	T	Pct.
Utah	5	0	0	1.000	6	3	1	.667
New Mexico	5	1	0	.833	7	2	0	.778
Colorado A&M	5	2	0	.714	6	4	0	.600
<b>Wyoming</b>	<b>4</b>	<b>3</b>	<b>0</b>	<b>.571</b>	<b>5</b>	<b>4</b>	<b>0</b>	<b>.556</b>
BYU	3	4	0	.429	4	6	0	.400
Utah State	3	4	0	.429	3	7	1	.318
New Mexico	2	4	0	.333	5	6	0	.454
Montana	1	4	0	.200	2	7	0	.222

## 1951

	Conference				Overall			
	W	L	T	Pct.	W	L	T	Pct.
Utah	4	1	0	.800	7	4	0	.636
<b>Wyoming</b>	<b>5</b>	<b>1</b>	<b>1</b>	<b>.786</b>	<b>7</b>	<b>2</b>	<b>1</b>	<b>.750</b>
Denver	4	3	0	.571	6	4	0	.600
Colorado A&M	3	3	1	.500	5	4	1	.550
BYU	2	3	1	.417	6	3	1	.650
Utah State	2	4	1	.357	3	5	1	.388
New Mexico	2	4	0	.333	5	6	0	.454
Montana	1	4	0	.200	2	7	0	.222

## 1950

	Conference				Overall			
	W	L	T	Pct.	W	L	T	Pct.
<b>Wyoming</b>	<b>5</b>	<b>0</b>	<b>0</b>	<b>1.000</b>	<b>10</b>	<b>0</b>	<b>0</b>	<b>1.000</b>
Colorado A&M	4	1	0	.800	6	3	0	.667
Denver	2	2	1	.500	2	7	1	.250
Utah	1	2	2	.400	2	4	3	.388
BYU	1	3	1	.300	3	5	1	.388
Utah State	0	5	0	.000	2	9	0	.181

## 1949

	Conference				Overall			
	W	L	T	Pct.	W	L	T	Pct.
<b>Wyoming</b>	<b>5</b>	<b>0</b>	<b>0</b>	<b>1.000</b>	<b>9</b>	<b>1</b>	<b>0</b>	<b>.900</b>
Colorado A&M	4	1	0	.800	9	1	0	.900
Denver	2	2	0	.500	4	6	0	.400
Utah	2	3	0	.400	2	7	1	.250
Utah State	1	3	0	.250	3	7	0	.300

## ALL-TIME CONFERENCE STANDINGS

1942

	Conference				Overall			
	W	L	T	Pct.	W	L	T	Pct.
Utah	5	1	0	.833	6	3	0	.666
Colorado	5	1	0	.833	7	2	0	.777
Denver	3	2	1	.583	6	3	1	.650
Utah State	2	3	1	.416	6	3	1	.650
Colorado State	2	3	0	.400	4	3	0	.571
BYU	1	4	0	.200	2	5	0	.286
Wyoming	1	5	0	.166	3	5	0	.375

1941

	Conference				Overall			
	W	L	T	Pct.	W	L	T	Pct.
Utah	4	0	2	.833	6	0	2	.875
BYU	3	1	2	.666	4	3	2	.625
Denver	3	1	2	.666	4	3	2	.625
Colorado	3	2	1	.583	3	4	1	.483
Colorado State	3	2	1	.583	4	2	1	.643
Wyoming	1	5	0	.166	2	7	1	.250
Utah State	0	6	0	.000	0	8	0	.000

1940

	Conference				Overall			
	W	L	T	Pct.	W	L	T	Pct.
Utah	5	1	0	.833	7	2	0	.777
Colorado	4	1	1	.750	5	3	1	.611
Denver	4	1	1	.750	7	2	1	.750
BYU	2	3	1	.417	2	4	2	.375
Utah State	2	4	0	.333	2	5	1	.312
Colorado State	1	3	2	.333	3	5	2	.400
Wyoming	0	5	1	.083	1	7	1	.166

1939

	Conference				Overall			
	W	L	T	Pct.	W	L	T	Pct.
Colorado	5	1	0	.833	5	3	0	.625
Utah	4	1	1	.750	6	1	2	.722
Denver	3	2	1	.583	5	3	1	.611
BYU	2	2	2	.500	5	2	2	.666
Utah State	2	3	1	.416	3	4	1	.437
Colorado State	2	4	0	.333	2	7	0	.222
Wyoming	0	5	1	.083	0	7	1	.063

1938

	Conference				Overall			
	W	L	T	Pct.	W	L	T	Pct.
Utah	4	0	2	.833	7	1	2	.800
Colorado	3	2	1	.583	3	4	1	.483
BYU	3	2	1	.583	4	3	1	.563
Denver	3	2	1	.583	4	4	1	.500
Utah State	3	3	0	.500	4	4	0	.500
Wyoming	1	4	1	.250	2	5	1	.417
Colorado State	0	4	2	.166	1	5	2	.250

ROCKY MOUNTAIN  
ATHLETIC CONFERENCE

1937

	Conference				Overall			
	W	L	T	Pct.	W	L	T	Pct.
Colorado	7	0	0	1.000	8	1	0	.888
Western State	3	1	0	.750	5	3	0	.625
Denver	5	2	0	.714	6	3	0	.667
Utah	5	2	0	.714	5	3	0	.625
BYU	5	2	0	.714	6	3	0	.667
Colorado College	3	0	0	.500	5	4	0	.555
Utah State	2	4	1	.357	2	4	2	.375
Wyoming	2	4	0	.333	3	5	0	.375
N. Colorado	2	4	0	.333	2	6	0	.250
Colorado Mines	1	5	0	.166	2	5	0	.286
Colorado State	1	6	0	.143	1	7	0	.125
Montana State	0	3	1	.125	3	4	1	.437

1936

	Conference				Overall			
	W	L	T	Pct.	W	L	T	Pct.
Utah State	6	0	1	.857	7	0	1	.938
Denver	6	1	1	.813	7	1	1	.833
Utah	5	2	0	.714	6	3	0	.667
Colorado	4	2	0	.667	4	3	0	.571
N. Colorado	4	3	0	.571	5	4	0	.556
BYU	4	4	0	.500	4	5	0	.444
Colorado State	3	4	1	.438	4	4	1	.500
Colorado College	3	4	0	.429	3	4	1	.438
Wyoming	2	4	1	.357	2	5	1	.313
Montana State	1	4	0	.200	3	5	0	.375
Western State	1	5	0	.167	1	6	0	.143
Colorado Mines	0	6	0	.000	2	6	0	.250

1935

	Conference				Overall			
	W	L	T	Pct.	W	L	T	Pct.
Colorado	5	1	0	.833	5	4	0	.556
Utah State	5	1	1	.786	5	2	1	.688
Utah	4	1	1	.750	4	3	1	.563
Denver	5	2	0	.714	6	3	0	.667
N. Colorado	2	1	0	.667	4	3	0	.571
Colorado College	4	2	1	.643	4	3	1	.563
BYU	3	4	0	.429	4	4	0	.500
Wyoming	3	4	0	.429	4	4	0	.500
Colorado State	2	4	1	.357	3	4	1	.438
Montana State	1	5	0	.166	2	6	1	.278
Colorado Mines	1	6	0	.143	1	6	0	.167
Western State	0	4	0	.000	1	6	0	.167

1934

	Conference				Overall			
	W	L	T	Pct.	W	L	T	Pct.
Colorado	6	1	0	.857	6	1	2	.778
N. Colorado	6	1	0	.857	6	1	0	.857
Colorado State	6	1	1	.813	6	2	1	.722
Utah State	5	1	1	.786	5	1	1	.786
Utah	4	2	0	.667	5	3	0	.625
Denver	4	4	0	.500	5	5	1	.500
BYU	3	5	0	.375	4	5	0	.444
Wyoming	2	4	0	.333	3	5	0	.375
Colorado Mines	1	6	0	.143	1	6	0	.143
Colorado College	1	6	0	.143	1	7	0	.125
Western State	0	3	0	.000	2	5	0	.286
Montana State	0	4	0	.000	2	5	0	.286

1933

	Conference				Overall			
	W	L	T	Pct.	W	L	T	Pct.
Utah	5	1	0	.833	5	3	0	.625
Colorado State	5	1	1	.786	5	1	1	.786
Denver	5	1	1	.786	5	3	1	.611
Colorado	5	2	0	.714	7	2	0	.778
BYU	5	3	0	.625	5	4	0	.556
Utah State	4	3	0	.571	4	4	0	.500
N. Colorado	3	3	0	.500	4	3	0	.571
Colorado College	2	4	1	.357	2	5	1	.313
Montana State	1	3	0	.250	3	5	0	.375
Colorado Mines	1	5	0	.167	1	5	0	.167
Wyoming	1	6	1	.188	2	6	1	.278
Western State	0	5	0	.000	0	5	0	.000

1932

	Conference				Overall			
	W	L	T	Pct.	W	L	T	Pct.
Utah	6	0	0	1.000	6	1	1	.813
BYU	5	1	0	.833	8	1	0	.889
Denver	4	1	1	.750	4	3	1	.563
Colorado College	5	2	0	.714	5	2	0	.714
Colorado State	4	3	1	.563	4	3	1	.563
Utah State	3	3	0	.500	4	4	0	.500
Colorado	2	4	0	.333	2	4	0	.333
Wyoming	1	4	1	.250	2	6	1	.277
Colorado Mines	1	5	0	.167	1	7	0	.125
Montana State	0	3	0	.000	3	3	1	.500

Western State	0	5	0	.000	1	5	0	.167
N. Colorado*	2	1	1	.500	4	2	1	.643

\*Northern Colorado ineligible for title

1931

	Conference				Overall			
	W	L	T	Pct.	W	L	T	Pct.
Utah	6	0	0	1.000	7	2	0	.778
Utah State	5	2	0	.714	6	2	0	.750
Colorado State	5	2	0	.714	5	4	0	.556
Colorado	3	2	0	.600	5	3	0	.625
Wyoming	3	2	0	.600	6	4	0	.600
Colorado College	4	3	0	.571	4	4	0	.500
BYU	2	3	0	.400	4	4	0	.500
Denver	3	5	0	.375	4	6	0	.400
N. Colorado	2	4	1	.357	2	4	1	.357
Western State	1	5	0	.200	1	6	0	.143
Colorado Mines	0	4	1	.100	1	5	1	.214
Montana State	0	2	0	.000	1	5	1	.214

1930

	Conference				Overall			
	W	L	T	Pct.	W	L	T	Pct.
Utah	7	0	0	1.000	8	0	0	1.000
Colorado	5	1	1	.786	6	1	1	.813
BYU	4	1	1	.750	5	2	4	.636
Denver	4	3	0	.571	5	4	0	.556
Montana State	1	1	0	.500	6	3	0	.667
N. Colorado	2	2	3	.500	2	2	3	.500
Colorado State	3	3	1	.500	3	5	1	.389
Utah State	3	4	1	.438	3	5	1	.389
Colorado College	2	4	2	.375	2	4	2	.375
Wyoming	1	5	1	.214	2	5	1	.313
Colorado Mines	1	4	0	.200	1	5	0	.167
Western State	0	5	0	.500	0	6	0	.000

1929

	Conference				Overall			
	W	L	T	Pct.	W	L	T	Pct.
Utah	6	0	0	1.000	7	0	0	1.000
Colorado	4	1	1	.750	5	1	1	.786
Denver	4	1	1	.750	5	1	1	.786
Montana State	2	1	0	.667	6	2	0	.750
BYU	4	2	0	.667	5	3	0	.625
N. Colorado	3	2	0	.600	4	3	0	.571
Colorado College	4	3	0	.571	4	3	0	.571
Colorado State	4	4	0	.500	5	4	0	.556
Utah State	3	4	0	.429	3	4	0	.429
Colorado Mines	1	5	0	.167	2	5	0	.286
Western State	0	5	0	.000	2	5	0	.286
Wyoming	0	7	0	.000	1	7	0	.125



# ALL-TIME CONFERENCE STANDINGS

**1927**

	Conference				Overall			
	W	L	T	Pct.	W	L	T	Pct.
Colorado State	7	1	0	.875	7	1	0	.875
Denver	5	1	0	.833	5	2	0	.714
Colorado College	5	2	0	.714	6	2	0	.750
Montana State	3	1	0	.750	4	4	0	.500
Utah	3	1	1	.700	3	3	1	.500
Colorado	4	4	0	.500	4	5	0	.444
Utah State	3	3	1	.500	3	4	1	.438
BYU	2	4	0	.333	2	4	1	.357
Colorado Mines	2	5	0	.286	2	5	0	.286
<b>Wyoming</b>	<b>1</b>	<b>4</b>	<b>0</b>	<b>.200</b>	<b>4</b>	<b>5</b>	<b>0</b>	<b>.444</b>
Western State	1	5	0	.167	1	6	0	.143
N. Colorado	1	6	0	.143	2	7	0	.222

**1926**

	Conference				Overall			
	W	L	T	Pct.	W	L	T	Pct.
Utah	5	0	0	1.000	7	0	0	1.000
Montana State	4	0	0	1.000	4	2	1	.643
Utah State	4	1	2	.714	5	1	2	.750
Colorado State	5	2	0	.714	6	2	1	.722
Colorado College	5	2	0	.714	5	2	0	.714
N. Colorado	3	3	0	.500	6	4	0	.600
Denver	4	4	0	.500	4	4	0	.500
<b>Wyoming</b>	<b>1</b>	<b>2</b>	<b>2</b>	<b>.400</b>	<b>2</b>	<b>4</b>	<b>2</b>	<b>.375</b>
Colorado	2	5	1	.313	3	5	1	.389
BYU	1	4	1	.250	1	5	1	.214
Colorado Mines	1	5	0	.167	1	6	0	.143
Western State	0	7	0	.000	1	8	0	.111

**1925**

	Conference				Overall			
	W	L	T	Pct.	W	L	T	Pct.
Colorado State	8	0	0	1.000	9	1	0	.900
Utah	5	1	0	.833	6	2	0	.750
Utah State	5	1	0	.833	6	1	0	.857
Colorado	5	2	0	.714	6	3	0	.667
<b>Wyoming</b>	<b>4</b>	<b>3</b>	<b>0</b>	<b>.571</b>	<b>6</b>	<b>3</b>	<b>0</b>	<b>.667</b>
BYU	3	3	0	.500	3	3	0	.500
Colorado College	4	4	0	.500	5	4	1	.550
Western State	2	4	0	.333	3	4	0	.429
Colorado Mines	2	6	0	.250	2	7	0	.222
Montana State	1	4	0	.200	6	5	0	.545
Denver	1	6	0	.143	1	6	0	.143
N. Colorado	0	6	0	.000	2	6	1	.278

**1924**

	Conference				Overall			
	W	L	T	Pct.	W	L	T	Pct.
Colorado	5	0	1	.917	8	1	1	.850
Colorado State	4	2	0	.667	4	2	0	.667
Montana State	2	1	1	.625	5	1	1	.786
Utah State	3	2	1	.583	4	2	1	.625
Denver	3	2	2	.571	4	2	2	.625
Colorado College	4	3	0	.571	5	3	0	.625
Utah	2	2	1	.500	3	4	1	.438
Colorado Mines	3	4	1	.438	4	4	1	.500
BYU	1	3	1	.300	2	3	1	.417
<b>Wyoming</b>	<b>2</b>	<b>6</b>	<b>0</b>	<b>.250</b>	<b>2</b>	<b>6</b>	<b>0</b>	<b>.250</b>
N. Colorado	0	4	0	.000	2	6	0	.250

**1923**

	Conference				Overall			
	W	L	T	Pct.	W	L	T	Pct.
Colorado	8	0	0	1.000	9	0	0	1.000
Colorado College	5	1	1	.786	6	1	1	.813
Colorado State	5	1	1	.786	5	2	1	.689
Utah State	4	2	0	.667	5	2	0	.689
Denver	4	3	0	.571	6	3	0	.667
Utah	2	3	0	.400	4	3	0	.571
Montana State	1	2	0	.333	5	4	0	.556
BYU	1	5	0	.167	2	5	0	.286
Colorado Mines	1	5	0	.167	2	5	0	.286
N. Colorado	0	2	0	.000	2	3	1	.417
<b>Wyoming</b>	<b>0</b>	<b>7</b>	<b>0</b>	<b>.000</b>	<b>0</b>	<b>8</b>	<b>0</b>	<b>.000</b>

**1922**

	Conference				Overall			
	W	L	T	Pct.	W	L	T	Pct.
Utah	5	0	0	1.000	7	1	0	.938
Colorado State	5	1	1	.786	5	2	1	.688
Denver	4	1	1	.750	6	1	1	.813
Colorado Mines	4	2	1	.643	4	2	1	.643
Utah State	3	3	0	.500	5	4	0	.556
Colorado	3	3	0	.500	4	4	0	.500
Colorado College	2	3	1	.417	3	3	1	.500
BYU	1	4	0	.200	1	5	0	.167
Montana State	0	1	0	.000	4	4	0	.500
New Mexico	0	2	0	.000	3	4	0	.429
<b>Wyoming</b>	<b>0</b>	<b>7</b>	<b>0</b>	<b>.000</b>	<b>1</b>	<b>8</b>	<b>0</b>	<b>.111</b>

**1921**

	Conference				Overall			
	W	L	T	Pct.	W	L	T	Pct.
Utah State	3	0	0	1.000	7	1	0	.875
Colorado	4	0	1	.900	4	1	1	.750
Utah	2	1	1	.625	3	2	1	.583
Denver	2	2	1	.500	4	2	1	.643
Colorado State	2	2	1	.500	2	3	1	.417
Colorado College	2	4	0	.333	4	4	0	.500
<b>Wyoming</b>	<b>1</b>	<b>3</b>	<b>2</b>	<b>.333</b>	<b>1</b>	<b>4</b>	<b>2</b>	<b>.290</b>
Colorado Mines	1	5	0	.167	1	5	9	.167

**1920**

	Conference				Overall			
	W	L	T	Pct.	W	L	T	Pct.
Colorado State	5	0	1	.917	6	1	1	.813
Colorado College	4	1	1	.750	5	1	1	.786
Colorado	3	1	2	.667	4	1	2	.714
Utah State	2	1	0	.667	4	2	1	.643
Denver	2	3	0	.400	3	4	0	.429
Utah	1	2	1	.375	1	5	1	.214
<b>Wyoming</b>	<b>1</b>	<b>4</b>	<b>1</b>	<b>.250</b>	<b>4</b>	<b>5</b>	<b>1</b>	<b>.450</b>

**1919**

	Conference				Overall			
	W	L	T	Pct.	W	L	T	Pct.
Colorado State	6	1	0	.857	7	1	0	.875
Utah	3	1	0	.750	5	2	0	.714
Colorado College	3	1	1	.700	4	2	1	.643
Utah State	2	2	0	.500	5	2	0	.714
<b>Wyoming</b>	<b>2</b>	<b>2</b>	<b>0</b>	<b>.500</b>	<b>3</b>	<b>5</b>	<b>0</b>	<b>.375</b>
Colorado	2	3	1	.417	2	3	1	.417
Denver	0	4	1	.100	1	5	1	.214
Colorado Mines	0	4	1	.100	0	4	3	.214

**1918**

	Conference				Overall			
	W	L	T	Pct.	W	L	T	Pct.
Colorado Mines	2	0	0	1.000	4	0	0	1.000
Denver	3	1	0	.750	3	2	0	.600
Colorado	1	2	0	.333	2	3	0	.400
Colorado College	1	2	0	.333	1	2	0	.333
Colorado State	0	2	0	.000	0	2	0	.000

(Wyoming played no games due to an influenza epidemic)

**1917**

	Conference				Overall			
	W	L	T	Pct.	W	L	T	Pct.
Denver	5	0	0	1.000	9	0	0	1.000
Utah State	4	0	0	1.000	7	0	1	.938
Colorado	4	2	0	.667	6	2	0	.750
Colorado Mines	3	2	0	.600	5	3	0	.625
Colorado College	2	3	0	.400	3	3	0	.500
Utah	2	3	0	.400	2	4	0	.333
<b>Wyoming</b>	<b>1</b>	<b>4</b>	<b>0</b>	<b>.200</b>	<b>3</b>	<b>4</b>	<b>0</b>	<b>.429</b>
Colorado State	0	7	0	.000	0	7	1	.063

**1916**

	Conference				Overall			
	W	L	T	Pct.	W	L	T	Pct.
Colorado State	6	0	1	.929	6	0	1	.929
Colorado College	4	1	0	.800	6	1	0	.857
Denver	3	2	0	.600	4	2	1	.643
Utah	2	2	0	.500	3	2	0	.600
Colorado Mines	2	2	1	.500	3	2	1	.583
<b>Wyoming</b>	<b>1</b>	<b>4</b>	<b>0</b>	<b>.200</b>	<b>1</b>	<b>4</b>	<b>0</b>	<b>.200</b>
Colorado	1	5	0	.167	1	5	1	.214
Utah State	0	3	0	.000	1	5	1	.214

SEASON OUTLOOK

COWBOY COACHES

THE COWBOYS

THE OPPONENTS

SEASON IN REVIEW

RECORDS & HISTORY

MOUNTAIN WEST

UW ADMINISTRATION

## UW ASSISTANT COACHES

WYOMING ASSISTANT FOOTBALL COACHES  
THROUGH THE YEARS

(The following list began with the 1947 season, when such records began to be kept.)

Alford, Aaron, 2002  
Applewhite, Bryan, 2003-08  
Arnsperger, David, 2001  
Arroyo, Marcus, 2009-2010

Bailey, Bob, 1979-80  
Bailey, John W., 1947-52  
Baker, Bill, 1962-70  
Barone, Clancey, 1997-99  
Barrett, Steve, 1977  
Bath, Mike, 2014-present  
Bossard, Bryan, 2000-01  
Brandon, Gregg, 1987-90, 2011-2012  
Bratkowski, Bob, 1986  
Bray, Craig, 1986  
Breske, Mike, 2003-08  
Brown, David, 2014  
Brown, Greg, 1987-88  
Brown, Sterling, 1977-79  
Bruning, Scott, 1990  
Burke, Tim, 1995-96  
Burns, Kenni, 2014  
Burns, Rusty, 2000-01  
Burtnett, Leon, 1972-73  
Butterfield, Dave, 1987-94  
Byleveld, Justin, 2000-02

Cafego, George, 1949-52  
Cain, Jamar, 2013  
Calloway, Neil, 1980  
Chaney, Jim, 1994-96  
Cockerham, Bill, 1988-90  
Cockhill, Bill, 2003-07  
Coffman, Leonard, 1947-51  
Cole, Bob, 2008  
Cooper, AJ, 2014-present  
Corgan, Mike, 1957-61  
Crowe, Jack, 1981

Daniel, Clarence, 1971  
Danielson, Nick, 2013  
Davis, Bob, 1981  
Davis, Phil, 1984-85  
Delaney, Tom, 1970, 1972-74  
Deti, John Jr., 1974  
Downing, Scott, 1987-96

Easterbrook, John W., 1971-74  
Eaton, Lloyd, 1957-61  
English, Marty, 2003-2011  
Everson, Tom, 1986, 1989-94

Falks, Frank, 1977-79  
Fanoga, Mike, 2009-2010  
Frazier, Robert, 1974-77  
Fuchs, Scott, 2014-present  
Fuller, Leon, 1975-76

Gatling, Bob, 1977-79  
Germer, Chad, 2003-08  
Gesser, Jason, 2013  
Gilbert, Gary, 1984  
Gilmore, Ted, 1997-98  
Glenn, Casey, 2007-08  
Godette, Cary, 1980-82  
Grant, Mike, 2016-present  
Grinch, Alex, 2009-2011  
Gustafson, Burt, 1962-70

Hall, Wayne, 1980  
Hammerschmidt, Dan, 2009  
Harding, Jim, 2009-2013  
Hartman, Jeff, 1974  
Haug, Gordie, 2015  
Henry, Robert, 2002  
Hernandez, Frank, 2000  
Hewgley, C.T., 1971-73  
Hewgley, Wimp, 1960-63  
Hicks, Bob, 1953-55  
Hill, Renaldo, 2013  
Hitt, Dick, 1947-52  
Hope, Danny, 1996  
House, Jim, 1976-85  
Howard, Ermel, 1953-55  
Huey, Gene, 1972-73

Jaynes, Oval, 1978-80  
Julian, Don, 2002-06

Kaligis, Pete, 2009-present  
Kennedy, Bobby, 1993-94  
Kincaid, Al, 1980  
King, Jim, 1981-83  
Klaus, Larry, 1957  
Klinker, Walt, 1980-82  
Knaus, David, 1977-79  
Knutsen, Chris, 1997-99, 2003-08  
Koegel, Warren, 1978-83  
Koenning, Vic, 1997-99  
Korpitz, Larry, 1984-88, 1991-96

Lappano, Tim, 1986, 1996  
Lawrence, Rich, 1983-85  
LeBlanc, Derrick, 2012-2013  
Linta, Ed, 1962  
Livingston, Lawrence, 2001-02  
Long, Rocky, 1981-85  
Lovat, Tom, 1989  
Lowry, Alan, 1975-76  
Luginbill, Al, 1978

Mallory, Curt, 2015-present  
Manly, Leon, 1975-76  
Marshall, Jim, 2000  
Matsakis, George, 1997-99  
Matsakis, Manny, 1999  
McCall, Mick, 2001-02  
McCullough, Lou, 1953-56  
McIntosh, Tim, 1984-85  
McMahon, Tom, 1979  
Melton, John, 1957-61  
Melvin, Randy, 1995-96  
Miller, Burnie, 1955-56  
Montgomery, Jerry, 2009-2010  
Murry, Don, 1977-79

Parker, Mike, 1975-76  
Patera, Herb, 1973-74  
Patton, Harvey Jr., 2003-07  
Phenicie, Rob, 2000-02  
Pierce, Leroy, 1950  
Pletcher, Jim, 2000  
Plunk, Max, 1984  
Pride, Travis, 1999

Rahl, Matt, 2010-2013  
Ramunno, Joe, 1988  
Ray, Jason, 2009-2013  
Raye, Jimmy, 1976  
Richardson, John, 2014-present  
Roach, Dick, 1971-72  
Roach, Paul, 1962-69  
Roberts, Al, 1987  
Robinson, Danilo, 2011-2013  
Robinson, Lance, 2003-08  
Rondeau, Steve, 1981  
Ross, Jim, 1957-61  
Ross, Robin, 2012-2013

Sage, Derek, 2010-2013  
Schaake, Jay, 1980-85  
Selmer, Carl, 1957-61  
Shaw, Gordy, 1990-92  
Shepard, Derrick, 1999  
Shurmur, Fritz, 1962-70  
Smith, Gregg, 1986  
Smith, John L., 1986  
Spack, Brock, 1995-96  
Stanard, Steve, 2014-present  
Stapleton, Clayton, 1953-54  
Steinmark, Sammy, 1981  
Stevens, Wilbur, 1953-56  
Stoops, Mark, 1997-99  
Sumlin, Kevin, 1991-92  
Swenson, Paul, 1989

Taylor, Jack, 1967-74  
Tiller, Joe, 1987-88  
Tobin, John, 1957-60  
Tommerdahl, Mark, 1987-94  
Tormey, Chris, 2012-2013  
Townsend, John, 1951, 1953-56  
Turchetta, Tom, 2000-02

Van Diest, Mike, 1978-79, 1991-98  
Vaughn, Tom, 1983-84  
Vigen, Brent, 2014-present  
Vogt, John, 1984-85

Wallace, Bobby, 1980  
Wallerstedt, Matt, 1997-2002  
Walstad, George, 1982  
Warmack, Bob, 1975-76  
Weatherbie, Charlie, 1982-83  
Whitten, Todd, 1997-98  
Wiegandt, Ardell, 1983  
Wight, Del, 1986-90  
Wilson, Barry, 1985  
Wilson, Kirby, 1993-94  
Wisniewski, Ron, 2003-08  
Wood, Alex, 1985-86  
Wright, Ardell, 1984  
Wyatt, Darrell, 1995

Zenger, Dr. Sheahon, 1997-99



The 1967 Cowboy Coaching Staff  
(Back Row left to right: Burt Gustafson,  
Jack Taylor, Paul Roach, Bill Baker and  
Fritz Shurmur. Kneeling in front is  
Head Coach Lloyd Eaton.)



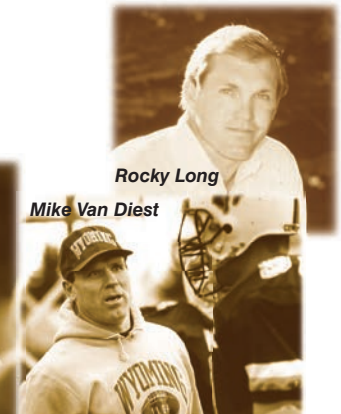
Jim House



Gene Huey



Joe Tiller



Mike Van Diest

Rocky Long





**Below listed alphabetically are the University of Wyoming's football players from 1893 through 2014. Prior to 1930 all squadsmen are listed. From 1930 through 2014 only lettermen are listed.**

**A**  
 Abraham, Gerald, 1984-85-86-87  
 Abram, DaShawn, 2000-01  
 Adams, Casey, 2000-01-02-03  
 Adams, Dick, 1895  
 Adams, Richard, 1952  
 Adamson, Stephen, 1967-68-69  
 Addison, Steven, 1988-89-90  
 Aiken, Jonathan, 2010  
 Aimone, Jon, 2000-01-02  
 Akeson, Roy P., 1905-07-08  
 Albora, Hugh, 1979  
 Alers, Perry, 1919-20-21-22  
 Alexander, Alvester, 2009-10-11  
 Alford, Hugh, 1948  
 Alleman, Darryl, 1964-65  
 Allen, John C., 1957-58  
 Allmon, D. Scott, 1997-98  
 Allsman, Lewis, 1924-25  
 Amadio, Robert, 1942  
 Amos, Jason, 2003  
 Amundson, Josh, 1996-97-98  
 Anderson, George, 1967-68-69  
 Anderson, Joe, 2000  
 Anderson, Luke, 2011-12  
 Andre, Walter, 1946  
 Answine, Fred, 1957  
 Appleby, Chase, 2014-15  
 Armah, Derek, 2000-01-02-03  
 Arndt, Patrick, 1985-86-87  
 Arnold, John, 1975-76-78  
 Arnold, Orlando, 2008-09  
 Arnold, Russ, 2006-07-08-09  
 Asmusen, John, 1985-86  
 Atkins, Jesse, 1949  
 Atwater, T.J., 2006, 2008-09  
 Atwell, M.M., 1901  
 Avery, Brandon, 2002, 2004  
 Aylward, Robert W., 1965-66-67

**B**  
 Bach, Luis, 2015  
 Baginski, Vic, 1977-78-79  
 Bailey, Triston, 2015  
 Baker, William C., 1949-50-51  
 Baker, William M., 1974  
 Baker, Dennis, 1975-76-77  
 Baker, Derek, 1990-91  
 Baldacci, Peter D., 1983-84-85-86  
 Ball, Willis, 1936  
 Balls, Mack, 1961-62-63  
 Banks, Joseph, 1916  
 Banks, Seth, 1939  
 Barella, Matt, 2006-07  
 Barge, Josh, 2002-03-04-05  
 Barker, Alan, 1928-29  
 Barnes, Courtney, 1997-98-99  
 Barnes, Harry, 1929-30  
 Barnes, Howard, 1919-20  
 Barnes, Trent, 1976  
 Barnett, Dennis, 1971-72  
 Barrows, Jim, 1968-69  
 Barry, Richard, 1962-63-64  
 Bartlett, Jason, 1994-95  
 Bartlett, Leroy, 1932  
 Bash, Homer, 1932-33  
 Bash, Howard, 1933  
 Bashford, Len, 1961  
 Bassford, Norman, 1935-36-37  
 Bath, Al, 1900  
 Bath, Robert L., 1947-48  
 Bath, Fred, 1901-02  
 Bath, Louis, 1896-98  
 Bauer, Keith, 1964  
 Baumberger, Brad, 1982-83  
 Beasley, Tim, 1996-97-98-99  
 Bebout, Nick, 1970-71-72  
 Beckett, Robert, 1946-47-48-49  
 Behning, Richard A., 1959-60-61  
 Belei, Robert J., 1968  
 Bell, Brandon, 2004-05  
 Bell, Peter, 1977  
 Bena, Steve, 1986-87-88  
 Benadom, Ron, 1965  
 Benedetti, Peter, 1982-83-84-85  
 Benjamin, Robert, 2009  
 Bennett, Dorman, 1913-14  
 Bennett, Owen, 1958  
 Bennett, Anthony, 1927-28  
 Benson, Gene, 1946  
 Benson, Warren, 1955-56-57

Bentley, Walter, 1939-40-41  
 Berg, Zach, 2012  
 Berger, Justin, 2012-13, 2015  
 Bergman, Damon, 1989-92  
 Bergstrom, Einar, 1929-30  
 Berner, Frederick, 1926  
 Bernthal, Justin, 2012-13  
 Berry, Reggie, 1986-87  
 Bertelson, Daniel, 1980-81-82  
 Betschart, Wade, 2004-05-06-07  
 Bettencourt, Doug, 1970  
 Beuhler, Chad, 2000-01-02  
 Biezuns, Josh, 2008-09-10-11  
 Billingsley, Ronald, 1964-65-66  
 Binkowski, Dennis, 1969-70-71  
 Birkeness, Matt, 2010-11  
 Bisacre, Robert Jr., 1959-60-61  
 Bishop, Bud, 1959  
 Black, Thomas, 1942  
 Blanchard, Claire, 1922-23-24  
 Bloom, Keith, 1947  
 Bohlinger, Rob, 1995-96-97  
 Bojakowski, Stan, 1977  
 Boleski, Anthony L., 1964  
 Bolger, Zach, 2009-10  
 Bolick, Bill, 1960  
 Bolling, Greg, 2006-07-08-09  
 Bolte, Bill, 1980-81-82  
 Bommer, Breton, 1986-87  
 Bond, Lee, 1934-35-36  
 Bond, Tim, 2005-06-07-08  
 Bonde, Jacob, 2001-02-03-04  
 Bonds, Franklin, 1955-56-57  
 Bondon, Ray, 1952  
 Borgs, Alex, 2011-12-13-14  
 Boris, Ken, 1993-94-95  
 Borkowski, Daniel, 1974-75  
 Boston, Adrian, 1997-98  
 Bostwick, Richard, 1940-41  
 Bouknight, Jovon, 2002-03-04-05  
 Bowen, John C., 1965-66-67  
 Bowens, Nathaniel, 1980  
 Bowers, Richard J., 1950-51-52  
 Bowker, Brian, 1990-91  
 Bowman, Sean, 2001  
 Boyd, Curtis, 1973-74-75  
 Boyd, Neal T., 1917  
 Boyland, Troy, 2014-15  
 Boyle, Jeff, 1997-98-99-00  
 Bradbard, Max, 1938-39-40  
 Bradfield, Gilbert, 1974  
 Bradford, Charles L., 1979-80  
 Bradshaw, Kit, 2001-02  
 Bramlet, Casey, 2000-01-02-03  
 Bramlet, Corey, 2002-03-04-05  
 Brasee, John, 1987-88  
 Bratcher, James D., 1954-55  
 Brecht, Harold, 1940  
 Brees, Fred, 1897-98-99  
 Brees, Herbert, 1894-95-96-97  
 Brennan, Sean, 2000  
 Brenton, George, 1931-32  
 Brewer, Chris, 2005  
 Bridgeman, Allen, 1999-00  
 Bridges, Eric, 1998  
 Brigham, Marques, 1995-96-97-98  
 Bromel, Bert, 1895  
 Brook, Mark, 1992-93-94  
 Brooks, Adam, 2004-05  
 Brooks, Richard L., 1956-57  
 Broussard, Leon III, 1974-75-76-77  
 Brousseau, Nick, 2007  
 Browder, Kenny, 2009-10-11  
 Brown, Boyd, 1985  
 Brown, Brian, 1996-97-98  
 Brown, Greg, 1988-89-90  
 Brown, Henry, 1940-41  
 Brown, Leon, 1939  
 Brown, Patrick, 1978  
 Brown, Stephen, 1971-72  
 Brown, Tramine, 2008-09  
 Brownlee, Theodore, 1958-59-60  
 Bruce, Spencer, 2010, 2012-13  
 Bruley, John, 1990-91-92  
 Brunk, Montey, 2004-05-06  
 Brunson, Marcus, 1996-97  
 Brush, Robert, 1952-53  
 Bryce, Cliff, 1999  
 Bublitz, James, 1962-63  
 Buchanan, Lloyd, 1916-17-20  
 Buckley, Ben, 1929  
 Bullert, Bill, 2000-01

Bunce, Udell, 1936  
 Burgess, C.Q., 1910-11  
 Burke, Steve, 1973-74-75  
 Burkhalter, Travis, 2007-08-09-10  
 Burnett, Craig, 1986-87  
 Burns, Blair, 2011-12-13-14  
 Burns, Bob, 1980-81-82-83  
 Burns, Robert H., 1919  
 Burrough, John, 1992-93-94  
 Bushala, Tony, 1977  
 Bussey, Rickey, 1978-79  
 Butchart, Ross, 1998  
 Butler, Irwin, 1940  
 Butler, Maynard, 1894  
 Butler, Terrance, 2003-04-05  
 Butscher, Robert, 1936  
 Butz, Jack, 1946  
 Buza, Richard, 1970

**C**  
 Cafferty, Phil, 1994  
 Cain, Connor, 2015  
 Caires, Leo, 1998-99-00-01  
 Calahan, Ryan, 2000-01-02  
 Caldwell, Tony, 1979  
 Calhoun, Mike, 1976  
 Camino, Dennis, 1975-76  
 Campbell, Richard, 1948-49-50  
 Campbell, Tony, 1980  
 Capellen, Warren, 1942-46  
 Caraway, James, 2009-10-11  
 Carducci, Anthony, 1969-70-71  
 Carlson, Nick, 2009-10-11-12  
 Carroll, Robert L., 1954-55  
 Carroll, Glyn, 1949  
 Carta-Samuels, Austyn, 2009-10  
 Carter, Clarence, 1953-54-55  
 Carter, Lee, 1988  
 Carter, Lou, 1980  
 Carter, Mick, 1969-70-71  
 Carter, Sam, 1955-56  
 Carter, Thomas, 1979  
 Casavan, Brandon, 1999-00-02-03  
 Casey, Edward, 1903  
 Cashman, James, 1932-33  
 Cassidy, Joseph, 1966-67-68  
 Cetak, Brian, 1983-84-85-86  
 Chalman, Mark, 1972-73  
 Champion, Frank, 1895  
 Chase, Leo, 1894  
 Chase, Luke, 2004-05-06-07  
 Chase, Matt, 2002-03-04-05  
 Chavers, Lawrence, 1985-86-87  
 Chenoweth, Edward, 1942-46-47-48  
 Chesley, Francis, 1975-76-77  
 Childs, Joe, 1967-68  
 Christensen, Carl, 1971-72  
 Christensen, Micah, 1997  
 Christensen, Wesley, 1933-34  
 Christofferson, LeGrand, 1934-35-36  
 Christopherson, Ryan, 1991-92-93-94  
 Christopoulos, Daniel, 1976-77-78  
 Christopoulos, Louis, 1974-75  
 Chukwurah, Patrick, 1997-98-99-00  
 Chytka, Gregory, 1977-78  
 Chytka, Paul, 1983-84  
 Ciarvella, Bernard, 1970-71-72  
 Cichosz, Chris, 1997-98-99  
 Claffey, Sean, 2004-05-06-07  
 Claiborne, Jalen, 2012-13-14  
 Clanton, Ray, 1980  
 Clark, Cameron, 2004-05  
 Clark, Julius, 1901-02-03  
 Clash, Emory Darnell, 1980-81-82  
 Clausen, Elmer, 1930  
 Clayton, Don, 1975-76-77-78  
 Clayton, James, 1942-46  
 Clayton, Steve, 1986-87  
 Clements, David, 1975-76-77  
 Cleveland, Lloyd K., 1914  
 Cline, Chuck, 1919  
 Clooten, Steve, 1990-91  
 Cobb, William B., 1914  
 Coburn, Harold, 1985-96-08  
 Cockreham, Steve, 1971-72-73  
 Coffman, Cameron, 2015  
 Cogdill, Jon, 1986-87-88  
 Cogdill, Scott, 2005  
 Cohoon, Chad, 1991-92  
 Cole, Bobby, 1994  
 Cole, Chris, 1999  
 Cole, James, 1957-58-59

Coleman, Eric, 1985-86-87-88  
 Coleman, Karl, 1972-73-76  
 Coleman, R., 1929  
 Colling, Howard, 1959-60-61  
 Collins, Bob, 1949-50  
 Combs, Larry, 1975-76  
 Connor, Francis, 1947-48  
 Constance, Wade, 1992-93  
 Cook, Eldon, 1942  
 Cook, H.A., 1894  
 Cook, Jay, 1977  
 Cook, Kenneth, 1940-41  
 Cook, Ralph, 1936-37  
 Counce, Scott, 1985-86  
 Cooper, Robert, 1946  
 Corbett, Jack, 1922-23-24  
 Cordiner, A.H., 1894  
 Cordiner, Douglas, 1902-03  
 Corontzos, Thomas, 1988-89-90-91  
 Corrigan, William, 1936-37  
 Coriveau, Scott, 1979  
 Corthell, Irving, 1914-15  
 Corthell, Morris E., 1904-05-06-07-09  
 Corthell, William, 1936-37  
 Costello, Rick, 1974  
 Cottingham, Andrew, 1983-84-85  
 Cotton, Buell, 1923  
 Couch, Davis K., 1953  
 Coughlin, Charles, 1928-29  
 Coulter, Richard, 1951-52  
 Cousins, Marc, 1976, 1978  
 Cousins, Michael, 1974-75-76  
 Covert, Dean Forbes, 1917  
 Covington, Lyle, 1951  
 Cox, Chris, 2002-03-04  
 Craig, Chuck, 1974  
 Craig, Harry, 1913-15-16  
 Cramer, Gordon, 1965-66-67  
 Crater, Ernest, 1980  
 Crawford, Jay, 1937  
 Crawford, James L., 1954-55-56  
 Crawford, Leslie, 1917-19  
 Criss, Jack, 1946  
 Cronk, David, 1960-61  
 Crooks, Dan, 2014  
 Crowley, Edwin Kenneth, 1908  
 Crum, Dax, 2008, 2010  
 Crum, Earl, 1940  
 Crum, Gary, 1979-80-81  
 Crum, Ross, 1992  
 Cudworth, Daniel, 1988-89-90  
 Cumberlander, Dexter, 1974-75-76  
 Cummings, Joe, 1992-93-94-95  
 Cummings, Ryan, 2014-15  
 Curry, Edward, 1971-73  
 Curtis, Neal, 1957-58  
 Cushing, K.C., 1979

**D**  
 Daffer, Jay, 1988-89-90  
 Danczyk, Lou, 1934-35  
 Daniels, Ed, 1973  
 Darden, Donald, 1940  
 Daum, Mitch, 1982-83-84-85  
 Davenport, Mike, 1964-65-66  
 Davies, Ray, 1973-74-75-76  
 Davis, Bob, 1976-77-78  
 Davis, C.R., 2002-03-04  
 Davis, James, 1912-13-14  
 Davis, Jerry, 1954  
 Davis, John, 1995  
 Davis, Michael, 1980-81  
 Davis, Oliver, 1982-83-84  
 Davis, Phil, 1979-80-81  
 Davis, Roger, 1901-02-03  
 Davis, Walter, 1912  
 Dawson, Dabby, 1988-89  
 Day, Dana, 1992  
 Dean, Stinson, 2005  
 DeAndrea, Jimmy, 2006-07-08  
 DeBolt, Ray, 1940  
 DeForrest, Franklin, 1924-25  
 DeFusco, Marc, 1994  
 DeLand, Roger, 1930  
 Delaney, Tom, 1961-62-63  
 Delario, Charles, 1903  
 Delcorio, Dan, 1996-97-98-99  
 DeMontbreun, Bill, 1952-53  
 Demos, Trifon, 1996-97-98-99  
 Dempsey, Dave, 1970-71  
 Dempsey, Joe, 1958-59-60  
 Dennis, Mike, 1978-79

Denton, Chad, 1991-92  
 Denton, Wortham, 1924  
 Depew, Mark, 1981-82-83  
 DePoyster, Jerry, 1965-66-67  
 Derenoncourt, Brahm, 1995-96-97  
 DeSarro, Joe, 1966-67-68  
 DeSarro, Matt, 1997  
 DeSels, Andy, 2000-01-02  
 Desjardins, Pierre, 1964-65  
 Desmarais, Rick, 1961-62-63  
 Desmond, Lawrence, 1922  
 Deti, John, 1933-34-35  
 Devine, Bob, 1941  
 Devlin, Dennis, 1966-67-68  
 Dewberry, Curtis, 1992  
 Dickson, Howard, 1936-37-38  
 Dickinson, LaVerne, 1968  
 Diehl, Adam, 2003-04-05-06  
 DiGiorgio, Joe, 1979-80-81-82  
 Dillowry, O., 1900  
 Dingus, Bob, 1963-64-65  
 Dir, Carl, 1930-31-34  
 Dirks, Jay, 2000  
 Dirks, Marion G., 1965-66-67  
 DiVenere, Doug, 1986-87  
 Dixon, Andy, 1973-74-75  
 Dixon, Chris, 2002-03  
 Dobbs, Ward, 2005-06-07-08  
 Doblin, Conrad, 1969-70-71  
 Doctson, Josh, 2011  
 Dodd, Bill, 1964  
 Dodson, Arthur, 1930  
 Domzalski, Gene, 1957  
 Donahue, Mitch, 1987-88-89-90  
 Donnelly, Darion, 2006  
 Donnelly, Rick, 1983-84  
 Donovan, Luke, 2001-02-03  
 Dorrington, George, 1937-38-39  
 Doss, Jacob, 2005-06-07  
 Dowdy, Charles, 1950  
 Dowler, John, 1963-64  
 Dowler, Walter, 1931-32-33  
 Downey, Owen, 1899-1900-01  
 Downey, Stephen, 1902-03-04  
 Doyle, Raymond, 1934-35-36  
 Dozier, George, 1988-89  
 Drace, Stephen E., 1971  
 Dragt, Tom, 1977-79  
 Drake, Dorell, 1989-91-92  
 Dreesen, Jason, 1996-97-98-99  
 Dreusick, Kenneth, 1952  
 Drew, Herbert, 1914-15  
 Driver, Dwight, 1990-92  
 Drost, Tom, 1949-50  
 Drupe, Kirby, 1995-96-97-98  
 Drube, Kolby, 2000-01  
 Ducker, George, 1922-23  
 Dudley, James C., 1976-77  
 Duke, Paul, 1974-75  
 Dunbar, Robert, 1937-38  
 Duncan, Floyd, 1926-27-28  
 Duncan, Robbie, 1996-97-98-99  
 Dunker, Floyd, 1927-28  
 Dunn, Darwin, 1949-50-51  
 Dunn, Ed, 1931-32-34  
 Dunn, John, 1972-73-74  
 Dunn, Lonnie, 1960-61-62  
 Dunnington, Louis, 1939-40  
 Durbin, Ben, 2010-11  
 Durling, Jerrold, 1965-66  
 Dussett, Freddie, 1986-88  
 Dutmer, Danny, 2005-06-07-08  
 Duweke, Lawrence, 1939-40  
 Dwyer, Allen, 1972-73-74  
 Dyke, Barney, 1935-36-37

**E**  
 Earl, Craig, 1984-85-86  
 Easton, Tedder, 2012-13  
 Ecktermeyer, Jim, 1959  
 Eckdall, Jess Boyce, 1928-29  
 Edeen, Dave, 1986-87-88  
 Edeen, Seth, 2014  
 Edenfield, Buck, 1968-69-70  
 Edmond, Eric, 1991-92  
 Edmunds, Jake, 2005-06-07-08  
 Edwards, Steve, 1974-75-76  
 Egloff, Rick, 1964-65-66  
 Elder, Buster, 1954-55-56  
 Eliopoulos, Jim, 1980-81  
 Eliopoulos, Marty, 1984-85-86  
 Eliot, D. J., 1997

SEASON OUTLOOK

COWBOY COACHES

THE COWBOYS

THE OPPONENTS

SEASON IN REVIEW

RECORDS & HISTORY

MOUNTAIN WEST

UW ADMINISTRATION



Elling, Aaron, 1998-99-00  
 Elliott, Mark, 1990-91-92  
 Ellis, Garrold, 1985-86  
 Ellis, Jordan, 2014-15  
 Elmore, Reggie, 1978  
 Emery, Bob, 1980-81-82  
 Emery, Frank, 1923  
 Emick, Glenn, 1919  
 Engel, Greg, 1982-84-85  
 Engel, John, 1959-60-61  
 Engleright, Brent, 1967-68-69  
 English, Alex, 1999-00  
 English, Jacob, 2014-15  
 Engstrom, Melvin, 1934  
 Engstrom, William, 1931-32-33  
 Epps, Marcus, 2015  
 Erb, Fritz, 1921-22  
 Erickson, John, 1923-34-35  
 Erickson, Oscar, 1924-25-26  
 Erving, Alan, 2004-05  
 Erzinger, Frank, 1971-72-73  
 Eure, Jerry, 1977-78-79  
 Evanoff, Michael, 1980  
 Evans, Dave, 1983-84  
 Evans, Nico, 2015  
 Evers, Joe, 2007-08-09  
 Ewan, Zach, 2011-12  
 Ewing, Dan, 1974  
 Excelby, Leon C., 1911  
 Ezell, Earland, 1963-64-65

Fairclough, Scott, 1972-73-74-75  
 Fantetti, Ken, 1975-76-77-78  
 Farmer, Harold, 1952-57  
 Farnsworth, Rick, 1979-80-81-82  
 Farrell, Bard, 1926  
 Farris, John, 1937-38  
 Faurie, George W., 1924  
 Fedore, Dan, 1971-72-73  
 Feeley, Dominic, 1940-41-42  
 Felker, Marcus, 2008  
 Feris, M.M., 1915-17  
 Fields, Dalton, 2014-15  
 Fiero, Kenneth, 1931-33  
 Filbert, Greg, 1976  
 Finch, Jim, 1955-56-57  
 Finley, Tyrann, 2014-15  
 Finn, Jacques, 2000-01-02-03  
 Finnerly, Albert, 1930  
 Fisher, Daniel, 2002, 2004  
 Fitch, E.E., 1894-96  
 Fittje, Tyrone, 1987-88-89-90  
 Fitzgerald, Mike, 1991-92-93  
 Fitzke, Bob, 1920-21  
 Fitzpatrick, John, 1980  
 Flagg, George Oscar, 1913  
 Flanagan, Rick, 1984-85  
 Fleming, Grant, 1978-79  
 Fleming, Sean, 1988-89-90-91  
 Fletcher, John, 2006-07-08-09  
 Flora, John, 2002-03-04-05  
 Flora, Antwan, 2000-01  
 Floyd, Malcolm, 2000-01-02-03  
 Folsom, Ryan, 1992-93-94  
 Foss, Mark, 1986-87-88  
 Ford, J.B., 1946-47  
 Ford, Marcus, 1999-00-01  
 Ford, Michael, 2004-05-06-07  
 Fordyce, Homer, 1938-39  
 Foreback, Ray, 1960  
 Fort, Cortland, 2013  
 Fowler, J.C., 1976-80  
 Fowler, Reggie, 1978-79-80-81  
 Fox, Gary, 1969-70-71  
 Francis, Theodore, 1958-59-61  
 Franklin, Forrest, 1969-70-71  
 Franz, Trenton, 2001-02-03-04  
 Fratto, Sam, 1936-37-38  
 Frazier, Guy, 1977-78-79-80  
 Frazier, Paul, 1964-65  
 Frazier, Tom, 1964-65-66  
 Freeman, Harold R., 1968  
 Freeman, Scott, 1970-71-72  
 Fresques, Bobby, 1988-89  
 Fritzier, Leon, 1952-54  
 Froehlich, Ed, 1964-65-66  
 Frude, Aaron, 1998-99  
 Frude, Allen, 1963  
 Fuller, S. M., 1909-10-11  
 Fulton, Allan, 1953  
 Fulton, Kevin, 2002, 2004

Gadlin, Jerry, 1971  
 Gaer, Jay, 1928-30

Gage, Herbert, 1931-32-33  
 Gagne, Greg, 1970  
 Gaines, Charlie, 1979-80-81-82  
 Gaines, Lawrence, 1973-74-75  
 Gaines, Mike, 1991  
 Gale, Vern, 1949-50  
 Gallu, Randy, 1973-74-75  
 Galuska, George, 1952-53-54-55  
 Gamble, Trent, 1996-97-98-99  
 Garbutt, Jim, 1983  
 Garcia, Larry, 1970-71-72  
 Garner, Leroy, 1976-77  
 Garrett, Kerry, 1993  
 Garvey, Mike, 1983-85-86  
 Gary, Shamiel, 2009-10  
 Geldien, Harry, 1950-51-52  
 Genho, Greg, 2006-07-08-09  
 Gentry, Tanner, 2013-14-15  
 George, Ted, 1926-27  
 Gernentz, Tom, 1964-65-66  
 Gerszewski, Chuck, 1970  
 Gibson, Daniel, 2001  
 Gibson, Scott, 1987-88  
 Gidley, Jim, 1961-63  
 Gilbert, Harold, 1922-23-24-25  
 Gillespie, Joe, 1901-04  
 Gillette, L.R., 1895-98  
 Gilmore, Ted, 1988-89  
 Gilstrap, Jeremy, 1992-93-94-95  
 Gipson, Marcell, 2008-09-10  
 Gipson, TaShaun, 2008-09-10-11  
 Gish, Bob, 1924-25-26  
 Givens, Fred, 2006-07-08-09  
 Gladwin, Dennis, 1971  
 Glann, Brent, 1981-83-84-85  
 Glasper, Derrick, 2002  
 Glasser, Shane, 1994-95-96-97  
 Gleason, Dan, 1968-69  
 Gleeson, Tim, 2012  
 Glenn, Art, 1953  
 Glenn, Joe, 1939-41  
 Glover, Eric, 1982-86  
 Glynn, Tim, 1998-99-00-01  
 Goad, Willard, 1975  
 Godfrey, Jim, 1950  
 Goffigan, Walter, 1980-81-82-83  
 Goldberg, Adam, 1999-00-01-02  
 Golston, Dorsey, 2004-05-06  
 Goodman, Aric, 2006  
 Goodwin, Reamy, 1979  
 Gorman, Tom, 1968-69-70  
 Gosar, Tim, 1983-84-85  
 Gosar, Gaston, 1986-87-88  
 Gosar, Pete, 1987-88-89-90  
 Gosnell, Dave, 1983-84-85  
 Gottberg, Tim, 1965-66-67  
 Gottschalk, Tyler, 2000-01-02-03  
 Gough, David, 2001-02-03-04  
 Goza, Jasper, 1930  
 Grace, George, 1947-48  
 Gragert, Brian, 1992-93-94-95  
 Graham, Michael, 1995-96-97  
 Granderson, Carl, 2015  
 Grant, Bob, 1964-65-66  
 Grant, U.S., 1910-11  
 Grath, Karl, 1923-24  
 Gray, Archie, 1972-73-74  
 Gray, Gregory, 1971-72  
 Gray, Thomas, 1894  
 Greenburg, Roy, 1923-24-25  
 Greener, Trent, 1987-88  
 Grego, Dan, 1959-60-61  
 Grey, Martin, 1971  
 Griffin, Allyn, 1981-83-84-85  
 Griffin, John, 1970  
 Grignon, Gregory, 1972  
 Groover, Michael, 2003-04-05-06  
 Grosskopf, Todd, 1996  
 Grossnicklaus, Jan, 1959  
 Groves, John, 1924  
 Gruden, Frank, 1942  
 Guild, Robert Evans, 1908  
 Guill, Howard, 1958-59  
 Quinta, Vince, 1954-55-56  
 Gunn, Peter, 1985-86-88-89  
 Gustafson, Bob, 1980-82-84  
 Gustin, John, 1991-94  
 Guy, George, 1923

Haack, Fred, 1941  
 Haile, Charles, 1956-57  
 Haining, John, 1981-82  
 Haitt, Mike, 1980  
 Hala'api'api, Siasoi, 2012-13-14-15  
 Hale, Lloyd, 1929-30

Haley, Eric, 2000  
 Hall, Austin, 2003-04-05-06  
 Hall, Jamichael, 2009  
 Hall, Reece, 2010  
 Hall, Vince, 1984-85  
 Hamby, Clarence, 1937-38  
 Hamilton, Demetrius, 1997-98  
 Hamilton, Dick, 1958-59-60  
 Hamilton, Martin, 1958-59-60  
 Hamilton, Mel, 1966  
 Hampton, Dave, 1966-67-68  
 Hampton, William, 1933  
 Hansen, Carl, 1974  
 Hansen, Dan, 1957  
 Hanser, Scott, 1984-85-86-87  
 Hanson, Nate, 1992  
 Hanson, Stuart, 1994-95-96-97  
 Hardemann, Myron, 1977-78  
 Hardy, Harold, 1979  
 Hardy, Sam, 2014  
 Harkins, Don, 1926-27-28  
 Harp, Bob, 1949-50-51  
 Harris, Amaicure, 1990-91  
 Harris, Daryl, 1986-87-88-89  
 Harris, Devyn, 2010-11, 2013-14  
 Harris, Fred, 1989-90  
 Harris, Joseph, 2004, 2006  
 Harris, Marcus, 1993-94-95-96  
 Harris, Taft, 1933  
 Harris, Walter, 1896  
 Harrison, Ivan, 2003-04-05-06  
 Harshman, Josh, 2015  
 Hart, Lawrence, 1926-27-28  
 Hartford, Patrick, 2010-11-12  
 Hartman, Jeff, 1962-63-64  
 Haskins, Ray, 1946-47-48  
 Hastings, Walter, 1908  
 Haugen, Brandon, 2005-06-07  
 Haupt, Dale, 1951-52-53  
 Hawkins, Isaac, 1992  
 Hayes, Bob, 1961  
 Hayes, Tim, 2013-14  
 Haymore, Efrim, 1990  
 Haynes, Jay, 1982  
 Haynes, Jerel, 1996, 1998-99  
 Haze, P., 1904  
 Heasler, Richard, 1942  
 Heaton, Lee, 1936-37-38  
 Heber, Mike, 1972-73  
 Hector, Jim, 1975  
 Hedegard, Stan, 1970  
 Hegewald, George, 1919-20-21-22  
 Heidemann, Jarrod, 1990-91-92-93  
 Heldt, Don, 1961  
 Henderson, Vaughn, 1985-88-89  
 Hendricks, Brian, 2008-09-10-11  
 Hendricks, Terry, 1991-92-93-94  
 Hendrix, Steve, 1993-94  
 Henke, Rudolph, 1894  
 Herrick, George, 1969-70-71  
 Herron, Robert, 2010-11-12-13  
 Hesse, Fred, 1894-95  
 Hester, Jermaine, 1991  
 Hestera, Dave, 1979  
 Hetrick, Ian, 2007-08  
 Hewgley, C.T., 1949-50  
 Hewgley, Claude W., 1952-53-54  
 Hickey, Bob, 1962  
 Hicks, Elzy, 1934-35  
 Higgins, John, 1955-56-57  
 Highleyman, Frank, 1921-22  
 Hilleman, William, 1951-52  
 Hill, Adrian, 1998-99-00  
 Hill, Brian, 2014-15  
 Hill, Jerry, 1958-59-60  
 Hill, H.H., 1904-08-10  
 Hill, Jim, 1961-62-63  
 Hill, John, 1905-06-07-08  
 Hill, Mike, 1983-84-85-87  
 Hill, William, 1965  
 Hillen, Travis, 2011  
 Hilpp, Eugene V., 1948-49-50  
 Hilton, David Butler, 1904  
 Hinman, Dale, 1929  
 Hinton, Jim, 1970-71  
 Hirsch, Pat, 1997-98-00  
 Hirst, Jim, 1927-28-29  
 Hitchcock, Ernest J., 1912-13-14  
 Hladky, Fred, 1935-36-37  
 Hobbs, Harold, 1924  
 Hoffman, Bill, 1986-87  
 Hoffman, Malcolm, 1926  
 Hoffschneider, Dusty, 2004-05  
 Holanda, Jason, 1994-95  
 Holden, Tyler, 2004-05-06  
 Holladay, Dan, 1970-71-72  
 Holland, William, 1993

Holiday, A.E., 1894-95-96  
 Hollister, Jacob, 2014-15  
 Holway, Rob, 2005-06-07-08  
 Holmes, Marco, 1990  
 Honig, Tom, 1970  
 Hooker, Julian, 1994, 1997-98  
 Hopkin, Justin, 1998-99  
 Hopkins, Glen, 1961-62  
 Hopkins, Ty, 1991-92-93-94  
 Horne, Jim, 1979-80  
 Horton, Louis, 1999  
 Hostad, Fred, 1935  
 House, Jim, 1966-67-68  
 House, Rayburn, 1934-36  
 Houser, Jessie, 1981  
 Houser, Robert, 1956-57-58  
 Houston, Harry, 1895-96-97-98-99  
 Hover, Glen, 1976-77  
 Hover, Lynn, 1976-77  
 Howard, Brian, 1981-82-83-84  
 Howard, Kyle, 2005-06-07-08  
 Howard, Walter, 1974-76-77  
 Howe, Jeff, 1969-70-71  
 Howell, Bernard, 1915  
 Howell, Dan, 1953  
 Hubbard, Don, 1928  
 Hudman, James, 1971-72-73  
 Huey, Gene, 1966-67-68  
 Huff, Marqueston, 2010-11-12-13  
 Hughley, Walter, 1976-77-78  
 Hughes, Joe, 1992-93  
 Hull, Antonio, 2015  
 Hultquist, Kyle, 1981-82-83  
 Humphries, Charles, 1930-31  
 Hunt, William, 1933  
 Hunter, Don, 1941  
 Hunton, E. Deane, 1905-06-07-08-09  
 Hupke, Ed, 1941  
 Hustad, Ken, 1969-70-71  
 Hutcheson, Will, 1991  
 Hutchins, John, 2009-10-11  
 Hutchinson, Pat, 2000  
 Hutchison, John, 1999

Immel, Ralph, 1916  
 Ingham, W.S., 1896-98  
 Ingram, Francis D., 1981-82-83-84  
 Irvin, Gilbert, 1910-11  
 Irvin, Mike, 1999-00-01-02  
 Irving, Christian, 2015  
 Irwin, C.L., 1912-13-14-15  
 Isernhagen, Dennis, 1967  
 Izzo, James, 1971-72-73

Jackson, Ernie, 1973-74  
 Jackson, Harvey, 1985  
 Jackson, Je'Ney, 1994-95-96-97  
 Jackson, Kaden, 2015  
 Jackson, Keith, 1984-86-87  
 Jackson, Roderick, 2000-01-02-03  
 Jackson, Terry, 1980  
 Jacobo, Kyle, 2005-06-07-08  
 Jacobs, Bob, 1968-69-70  
 Jacobsen, Brady, 1987-89  
 Jacobsen, Skip, 1967-68  
 James, Lamar, 2000-01  
 James III, Lewis, 2001  
 Jarnagin, Jared, 1996-97-98-99  
 Jeffers, Roger Jeff, 1955-56  
 Jefferson, George, 1955-56  
 Jeleca, Joe, 1940  
 Jenkins, Derrin, 1978-79  
 Jenkins, Jay, 1993-94-95-96  
 Jenkins, Michael, 1997  
 Jennings, Anthony, 1900  
 Jennings, C.J., 2015  
 Jennings, Jon, 1997-98-99  
 Jensen, Walter, 1917-21  
 Jerman, Don, 1941  
 Jessie, Don, 1978-79  
 Jester, Jerry, 1954-55  
 Jett, J.D., 1940  
 Johnson, Alan, 1962  
 Johnson, Brian, 1998  
 Johnson, Chase, 2003-04-05-06  
 Johnson, Chris, 2007-08  
 Johnson, Cody, 1988  
 Johnson, Craig, 1980-81-82  
 Johnson, David, 1931  
 Johnson, Eddie, 1999  
 Johnson, Frank, 1930-32-33  
 Johnson, Glen, 1997  
 Johnson, Jere S., 1960  
 Johnson, Kenny, 1992-93

Johnson, Rex, 1974-75  
 Johnson, Weston, 2006-07-08-09  
 Johnston, Leslie, 1920-22-25  
 Johnstone, George, 1958-59-60  
 Jolly, Brinkley, 2015  
 Jones, Adonis, 1978-79  
 Jones, Alan, 1996-97-98-99  
 Jones, Anthony, 2001-02-03-04  
 Jones, Brandon, 1999  
 Jones, Bruce, 1903-04  
 Jones, Charles A., 1905-06-07-08-10-11  
 Jones, Deandre, 2011-12-13  
 Jones, Dewaine, 1987-88-89  
 Jones, George, 1905-06-07  
 Jones, Ivan, 1950  
 Jones, J.M., 1909-10  
 Jones, Jack, 1925  
 Jones, Jake, 2012-13-14  
 Jones, Jason, 2000-01  
 Jones, John, 1903-04  
 Jones, John R., 1951-52-53  
 Jones, Kenneth, 1978-79  
 Jones, Korry, 2011-12  
 Jones, Latraia, 1975-76-77-78  
 Jones, Leonard, 2001-02-03  
 Jones, Max, 1933  
 Jones, Michael, 1993-94  
 Jones, Mike, 1991-92-93  
 Jones, Walker, 1948-49  
 Joseph, Scott, 1986-87  
 Joyce, Ben, 1928-29-30  
 Jozwaik, Gary, 1958-59-60  
 Juergens, Mike, 2005-06-07-08

Kadel, Dan, 1962  
 Kaegebein, Alvin T., 1962-63-64  
 Kagal, Bob, 1955-57  
 Kamana, Tim, 2014-15  
 Kankwetz, Alex, 1981-83  
 Kankolongo, Nehemie, 2012-13-14  
 Kapushion, Tony, 1987-88  
 Karcher, Jason, 2003-04-05-06  
 Karlner, Randy, 1994-95  
 Karpuk, Phil, 1968-69-70  
 Katana, Antone, 1942-46  
 Kaufman, Al, 1977  
 Keen, Jim, 1967-68-69  
 Keiter, Zach, 1996-97-98  
 Kellerman, George, 1967-68-69  
 Kellerman, Rob, 1999-00-01-02  
 Kellum, Luke, 2014  
 Kelly, Cody, 1990-91-92-93  
 Kelley, Earl, 1941  
 Kendrick, Walt, 1984-85  
 Kennedy, Herbert, 1941  
 Kennedy, Zack, 2007-08-09  
 Kepler, Kenneth, 1926  
 Kern, Edward, 1969-70  
 Kidd, Dave, 1928-29  
 Kiely, Rafe, 2013-14-15  
 Kihei, Sterling, 1996-97-98-99  
 Klack, Jim, 1965-66-67  
 Kilpatrick, Tom, 1985-86-87-88  
 Kimbrough, Chuck, 1986-87  
 Kinder, Adam, 2015  
 King, Arthur, 1922-23  
 King, Garrett, 2007  
 King, Jeffy, 1930-31  
 King, Ledru, 1939  
 King, Stephon, 2002  
 King, Willie, 1997-98-99  
 Kingham, Walter, 1929-30-31  
 Kirkegaard, Colby, 2012, 2014  
 Kirven, Clayton, 2008-09-10-11  
 Kissack, Arthur R., 1963-64-65  
 Kite, Byra, 1966-67-68  
 Kizzire, Lee, 1934-35-36  
 Klacking, Don, 1964-65-66  
 Klaren, Bob, 1955  
 Klaver, Bob, 1962-63-64  
 Klemman, Louis, 1984  
 Klohs, Dick, 1965-66  
 Klohs, Lad, 1926  
 Klotz, Matt, 1998-99-00-01  
 Knapton, Gabe, 2008-09-10-11  
 Knapton, Jeff, 1984-85-86-87  
 Knestis, Taylor, 2014  
 Knight, Bob, 1961-62  
 Knight, Todd, 2011-12  
 Knox, Yancy, 1993  
 Koch, Scott, 2005-06  
 Kocker, William, 1924  
 Kofron, Scot, 1993  
 Kolasinski, Henry, 1946-47  
 Kolodziejski, Chris, 1979-80-82-83





Korth, Jay, 1994-95-96-97  
Kosich, John, 1946-47-48-49  
Kowalski, Dan, 1970-71-72  
Kramer, Tom, 1989-90-91-92  
Krill, J.D., 2013-14  
Kspan, Martin, 1936-37-38  
Kspan, Nick, 1939-40  
Kuczewski, Leonard, 1957-58-59  
Kuhn, Greg, 1994, 1996  
Kunce, Mitch, 1978-79  
Kuster, C.F., 1894-95  
Kutches, Pete, 1953-54-55  
Kyle, Aaron, 1972-73-74-75  
Kyranakis, Bill, 1967-68-69

Lack, Wendell, 1939-40  
Ladd, Marion, 1950  
LaHood, Mike, 1965-66-67  
Lambert, Derrick, 1986  
Lambert, Tom, 1952  
Lamson, Charles, 1960-61  
Land, Emory, 1894-95-96-97  
Landenberger, Carol, 1895  
Landess, Nick, 2008  
Landman, Gary, 1939  
Lane, Tom, 1958  
Lange, Riley, 2011-12-14  
Langford, Jack, 1954-55-56  
Langley, Aron, 1996-97-98  
Lankheldt, Harry E., 1904-05-06-07-09  
LaNoue, Francis D., 1924-26  
Lantz, Everett, 1934-35-36  
Lark, Jeff, 2014  
Larson, Bob, 1956  
Larson, Oscar, 1971  
Larson, Pat, 1993-94-95-96  
Lawrence, Russell Edward, 1912  
Lawson, Eric, 2010  
Layman, Fred W., 1917-19-20  
Layman, Edward R., 1950-51-52  
Leake, Mike, 1969-70-71  
Leddige, Nathan, 2013  
Lee, Brian, 1994-95-96-97  
Lee, Eric, 2000-01  
Lee, William, 1958  
Legette, Jeff, 1982-83-85 -86  
Lehning, Matt, 1998-99  
Leick, Jeff, 1990  
Leister, Harold, 1958  
Leitelt, Bob, 1978-79  
LeMarr, Taber, 2004-05  
Lenardson, Faunt Valentine, 1911-12  
Lenihan, John, 1952-53-54  
Lentz, John, 1952-53-54  
Leonard, David, 2007-08-09-10  
Leonard, Jeff, 1996-97  
Leonard, Josh, 2009-10-11-12  
Lepore, Kevin, 1976  
Lester, Bill, 1924  
Lester, DeJay, 2010-11  
Lett, Ken, 1975-76-78  
Leu, Brent, 1994-95-96  
Levin, Rob, 1992-93  
Levine, Bill, 1961-63-64  
Levingston, Waymon, 1993-94-95-96  
Levy, Derrick, 2006  
Lewis, Keith, 2007-08-09-10  
Lewis, Sidney, 2000  
Lewis, Troy, 2006-07  
Lewis, Xavier, 2013-14  
Linck, Grant, 1975-76-77  
Lindsey, Hub, 1965-66-67  
Linton, Claude, 1925  
Linton, Wayne, 1961-62-63  
Lintz, Tom, 1967-68-69  
List, Matt, 2015  
Lockyer, George, 1971-72-73  
Loeffler, Richard, 1936  
Loftus, George E., 1984-86-87  
Logan, William, 1931-32  
Lohlein, John, 1900  
Lohlein, Joseph, 1895  
Lokanc, Al, 1940-41  
Long, Frank, 1915-16-20  
Loop, John, 1946-47  
Lopiccolo, Mike, 1971-73-74  
Loving, James, 1986-87  
Loving, Roger, 1942  
Lowe, Kevin, 1981-82-83-84  
Lubarsky, Morris, 1942-46  
Lucas, Bill, 1951-52  
Lucey, Jack, 1946-47  
Lutterman, Ray, 1950-51-54-55  
Lybarger, Glen, 1966-67-68  
Lyons, Terrance, 1984-85

Mabee, George, 1924-26  
Mace, Corey, 2005-06  
Mack, Crandelle, 1987-88  
Mackay, Steve, 1977-78  
Madden, Ted, 1920-21-22  
Madden, Walker, 2013  
Madia, Dave, 1961-62  
Maffoni, John, 1954-55  
Magagna, Chick, 1953-54-55  
Magnuson, Kyle, 2011-12  
Maguire, Bill, 1940  
Maier, Dick, 1975  
Makransky, Anthony, 2015  
Malauulu, Sidney, 2015  
Maley, Mike, 1979  
Manchak, Al, 1949-50-51  
Mankus, Louis, 1941-42  
Mann, Steve, 1988-89  
Mara, Tim, 1989-90  
Marcellus, Junior, 1991-92  
Marion, Dave, 1962  
Marion, Jerry, 1964-65-66  
Marion, Joe, 1973-74-75  
Markley, Jack, 1930-31-32  
Marsh, Justin "Hoost", 2004-05-06-07  
Marshall, Bob, 1955-56  
Marshall, Dan, 2003  
Marshall, Hank, 1955-56  
Marshall, Rick, 1968  
Martin, Anthony, 1912  
Martin, Derrick, 2003-04-05  
Martin, Jim, 1949-50  
Martin, Justin, 2012  
Martin, Sam, 1974-75-76  
Martin, Terry, 1976  
Martinez, Steve, 1979-80-81-82  
Martinsen, Gunnar, 1961  
Martoglio, Lawrence, 1946-47-48  
Mastrogiovanni, Joe, 1953-54-55  
Mather, Russ, 1957  
Mathis, Jon, 1998-99  
Matteson, Clyde, 1915-16  
Matthews, Daryl, 1960-61  
Mau, Albert, 1914-15-16  
Mau, Herman, 1929  
Maulhardt, Jake, 2013-14-15  
Maushart, Greg, 1956-57  
Mawhinney, John, 1961  
Maxwell, Jerry, 1959-60  
Maxwell, Meredith, 2000  
May, D.J., 2012, 2014-15  
Mayes, Jake, 2003-04-05-06  
Mayfield, Tyree, 2015  
Mazurie, Vic, 1989  
Meadows, Don, 1970-71  
Meadows, Mel, 1971-72  
Medford, Doug, 1983-84-85-86  
Medina, Michael, 2004-05-06-07  
Meggert, Sandy, 1959-60  
Melosky, Andy, 1959-60-61  
Melton, John, 1948-49-50  
Memmelaar, Dale, 1956-57-58  
Memmelaar, Fred, 1958-59-60  
Memmelaar, Herman, 1962-63-64  
Menninger, Charles, 1941  
Merchant, Rodd, 1989-90-91  
Meredith, Andrew, 2010-11-12  
Merrill, Pete, 2000-01  
Mertens, Patrick, 2010, 2012-13-14  
Merz, Julius, 1900-01-02-03  
Metzler, Jeff, 1928  
Michel, Miraldo, 2012  
Midgett, Robert, 1987-88-89-90  
Mike, Charlie, 1981  
Miknis, Francis 1958-59-60  
Miller, Bert, 1899-1900-01  
Miller, Brandon, 2010-11-12-13  
Miller, Robert E., 1955-56  
Miller, Craig, 1981-82  
Miller, Dudley, 1948  
Miller, Ed, 1923-24-25-26  
Miller, Johnny, 1975-76-77-78  
Miller, Ken, 1978  
Miller, Rich, 1984-85-87-88  
Mills, George, 1965-66-67  
Mills, Keith, 1977-78  
Mimnaugh, Scott, 1992-93  
Mindlin, Kris, 1992-93  
Miner, Lee, 1939  
Mireske, Bob, 1956  
Mirich, Rock, 1983-84-85-86  
Mitchell, Eric, 2008-09-10-11  
Mitchell, Perry, 1954-55  
Mitchell, Lee, 1978-79-80-81

Mitteness, Todd, 1984-85  
Moir, Clarence D., 1905-06-07  
Moir, Frank, 1894  
Moncini, August, 1936  
Moncini, Lucien, 1937-38-40  
Mondragon, Matt, 2001-02  
Monroe, Scott, 1993  
Montague, Saunders, 1977-78-79  
Montalbano, Dave, 1970  
Montgomery, Keenan, 2011-12-13-14  
Montgomery, Tayton, 2015  
Montgomery, Wendell, 1996-97-98-99  
Mooney, Bryan, 1989-90  
Moore, Charles D., 1979-80-81-82  
Moore, Devin, 2005-06-07-08  
Moore, E.N., 1939  
Moore, JR, 2005  
Morales, Isaac, 2001-02-03  
Morgan, Donate, 2008  
Morgan, Eric, 1984  
Morris, John, 1951  
Morris, Rodney 1962-64  
Morris, Zachary, 2001-02-03-04  
Moudy, Ross, 1986-97-98  
Mowry, Bruce, 1982-83-84  
Mowry, J. Earl, 1925-26  
Mucho, Ed, 1930-31  
Muhammad, Ghaalil, 2009-10-11-12  
Muhammad, Hasan, 1994, 1996  
Muhammad, Malkaam, 2013-14  
Mullen, Chris, 1980  
Muma, Ty, 1990-91  
Munson, Larry, 1961  
Muratore, Paul, 1956-57-58  
Murphy, Ben, 1999  
Murphy, Charles, 1903  
Murphy, Frank, 1900  
Murphy, Justice, 2015  
Murray, Walter, 1942

McCarthy, Bill, 1981  
McClain, Kevin, 1974-75-76  
McClellan, Leo, 1954-55-56  
McClendon, Ryan, 1997-98  
McComb, Donovan, 1994, 1997  
McConnell, Dewey, 1949-50-51  
McCoy, Austin, 2008-09-10-11  
McCrindle, Bruce, 1981  
McDonald, Hugh, 1899  
McGee, Jack, 1942  
McGee, Lee, 1937-38  
McGee, Tony, 1968  
McGill, John M., 1956-57-58  
McGrath, Roy, 1909  
McGraw, Mike, 1972-73-74  
McGraw, Win, 1939  
McGuffey, Ryan, 2000-01-02-03  
McKenna, Devin, 2015  
McLaughlin, Charles, 1900-01-02  
McLean, Garry, 1963-64-65  
McMahan, Derrick, 2007-08  
McMillon, Steve, 1984-85-87-88  
McMullen, Royal, 1949-50  
McNamara, William, 1940  
McNeal, Jay, 2002-03  
McNeill, Chris, 2009-10-11-12

Nash, Tommy, 1997-98-99  
Neal, Jim, 1950  
Neff, Orion, 1920  
Neff, Sam, 1919-20-21  
Neill, Brandon, 1999-00  
Nels, Larry, 1967-68-69  
Nelson, Albin, 1904  
Nelson, Arthur J., 1917  
Nelson, B.J., 1904  
Neuhaus, Mike, 2005, 2007-08-09  
Nevermann, Oscar, 2013-14  
Newman, Mike, 1978-80  
Newton, Mike, 1969-70-71  
Nickla, Dan, 1954-56  
Nida, Gary, 1967  
Nighswonger, Steve, 1981-82-83  
Nipper, Odwin, 1937-38  
Noland, Erik, 1992-93-94-95  
Norman, Trey, 2011-12-13-14  
Norris, Tim, 1971  
Norville, Floyd R., 1983-84  
Novacek, Jay, 1982-83-84  
Novotny, Ray, 1941-42-46  
Nunu, Paul, 1974-75-76  
Nussbacher, Karl, 1936  
Nzeocha, Eric, 2013-14-15  
Nzeocha, Mark, 2011-12-13-14

O'Brien, James C., 1946-47-48  
O'Brien, Joe, 1954  
O'Brien, Matt, 1988  
O'Bryan, Paul, 1924  
Ochenschlager, Dave, 1953  
O'Connor, Dean, 1931-32-33  
Offerle, Thomas, 1946-47  
Ogbonna, Mazi, 2010-11  
O'Grady, John, 1958  
Ogrin, Pat, 1976-77-78-79  
Olind, Norb, 1970-71-72  
Olive, Uso, 2013-14-15  
Oliver, Mark, 2008  
Oman, Ryan, 1994-95  
Onacki, Bill, 1973-74  
O'Neal, Jack, 1952-53-54  
Orkish, John, 1979-80  
Ormsby, Lawrence, 1925  
Orr, Donald, 1957-58  
Osburn, Carl, 1926-27-28  
Oswald, Paul, 1967-68-69  
Ottem, Ryan, 2004-05  
Otersson, Ryan, 2006-07-08-09  
Overstreet, Kellen, 2015  
Oviatt, C.J., 1909-10

Pace, Jeff, 1979  
Pagano, Chuck, 1980-81-82  
Page, Grover, 1955  
Palmer, Derek, 1991-92  
Parham, Scott C., 1974-75-76  
Parker, Jerry, 1949-50  
Parker, Joseph, 2015  
Parker, R., 1901-02  
Parker, Scott, 2002-03-04-05  
Parks, Fred, 1919  
Partridge, Blake, 1915-16  
Patolo, Mike, 1996-97  
Pattison, Charlie, 1979-80-81-82  
Patton, John, 1978-79  
Patton, Marshall, 1977  
Paul, Michael, 1982  
Pauley, Erick, 2005  
Paulson, Paul, 1897-98-99  
Peace, Richard, 1993-94-95-96  
Pearce, Leroy, 1946-47-48-49  
Pederson, Selmer, 1949-50-51  
Pennington, Jim, 1991  
Peprah, Kwabena, 1996-97-98-99-00  
Perez, Albert, 2013  
Perkins, Darrell, 1986-87-89  
Perkovich, Victor, 1938  
Pernula, Dale, 1968-69-70  
Perry, Monti, 1994-95  
Peryam, George, 1907-08  
Pescatore, Frank, 1966-67-68  
Peters, Gregg, 1989-90-91-92  
Peters, John N., 1950-51  
Peterson, Charles, 1946-47-48-49  
Peterson, Heath, 1995  
Peterson, John, 1939-40  
Peterson, Mick, 1981-82  
Petrie, Doug, 1968  
Petty, Ralph, 1959-60  
Pfeifer, Dave, 1971-72  
Phelan, Lawrence, 1931  
Phillips, Ed, 1955  
Pierce, Art, 1950-51-52  
Pierce, Dan, 1968  
Pierce, John T., 1913-14  
Pierlip, Adam, 2015  
Pilch, Dick, 1953-54-55  
Pinnick, Jeff, 1991-92-93-94  
Pitt, James, 1940  
Pittman, Dan, 1978-79  
Pitz, A.L., 1909-10-11  
Planch, Harry, 1946  
Platt, John, 1903  
Pleasant, Dustin, 2002, 2004  
Plummer, Andre, 1978-79  
Podmajersky, Paul, 1941  
Polson, Chuck, 1993-94-95-96  
Ponting, Charles, 1898-99  
Popeck, Stan, 1961  
Poppinga, Casey, 1996  
Porter, Joe, 1929-30  
Posa, Ed, 1954-55  
Powell, Gale, 1946  
Powell, Shane, 2001-02-03  
Pownell, Chavez, 2015  
Prater, John, 2003-04, 2006-07  
Pratt, Eddie, 1993-94  
Pratt, Kelley, 1995-96

Presley, Jim, 1950-51-52  
Prevo, Dan, 1963-64-65  
Price, Dan, 1978  
Price, H.H., 1909  
Price, James, 2015  
Price, W.W., 1908  
Priester, Robert, 2014-15  
Pine, Glynn, 1937  
Prosinski, Chris, 2007-08-09-10  
Prosser, Kevin, 2015  
Prout, Bill, 1962-64-65  
Pruitt, Tam, 1999-00-01-02  
Pruzina, Joe, 1980-81  
Puletsi, Sonny, 2011-12-13-14  
Purcell, Michael, 2009-10-11-12

Quinlan, J.J., 2012-13  
Quinn, Don, 1961-62-63  
Quiring, Brad, 1988

Rabold, Pat, 1984-86-87-88  
Radella, Frank, 1952-53-54  
Radosevich, Wilbert, 1962-63-64  
Rafferty, Mike, 1975-76-77  
Ragan, Jeff, 1983  
Raife, Carl, 1899  
Rains, Connor, 2013-14  
Rainwater, John, 1946-48  
Raish, Curtis, 1932  
Ralph, Brett, 2000  
Ralph, Brock, 1999-00-01-02  
Ralph, Dustin, 1999-00  
Ramunno, Joe, 1981-82-83-84  
Randle, Henry, 2001-02-03  
Raterink, J.J., 2001-02-03-04  
Rathbun, Rob, 1994-95-96  
Ratliff, Jack, 1946-47  
Raugh, Jim, 1980  
Rawls, Kendrick, 1997, 1999-00  
Ray, Donald, 1942  
Ray, Earl, 1941-42-47  
Ray, Michael, 2005-06-07-08  
Rease, Wallie, 1897  
Redhair, Irvin, 1924-25  
Reed, Harry R., 1962-63-64  
Rees, Don, 1976-77  
Reese, Chad, 2011-12  
Reeves, John D. Jr., 1949-50-51  
Reeves, Trey, 1975  
Reidy, Mike, 1983-84-85-86  
Reilman, Neil, 1925  
Reimers, Nate, 1999-00  
Reinwald, Andy, 1993  
Renfree, Charlie, 2014-15  
Renshaw, Alex, 2004-05  
Rhone, Prentice, 1992-93  
Rice, Fred, 1924  
Rice, Henry, 1901-02-03  
Rich, Alfred, 1997-98-99-01  
Richards, Hunter, 2004-05-06  
Ricks, Don, 1956  
Ricks, Ed, 1970-71-72  
Rigby, Doug, 1988-89-90-91  
Rigdon, Charles, 1897-1900  
Rigdon, John, 1897-98  
Riley, Tim, 2002  
Ringenberg, Jason, 1997  
Rivers, Robert, 1990-91  
Roark, Damon, 2000-01  
Roary, Darnell, 1992-93  
Robb, H., 1897  
Robbins, Aaron, 2002-03-04, 2006  
Robbins, Al, 1929-30-31  
Robbins, R.J., 2002  
Roberts, Albert, 1952  
Roberts, Corky, 1953  
Roberts, Edward Noel, 1908  
Roberts, Elton, 1924  
Robertson, John, 1947  
Robinson, Mandel, 1979-80  
Robinson, Roland, 1993  
Robinson, Troy, 1981-82-83  
Rockett, Ron, 2004-05  
Rodin, Roy, 1921  
Roe, Steve, 1990  
Rogers, Harold, 1898-99  
Rogers, Harry, 1911-12-13-14  
Rogers, Neal, 1911-12-13-14  
Rogers, R.C., 1940  
Rogers, Quincy, 2005-06-07-08  
Rogers, V., 1912  
Rohn, Henry, 1946

SEASON OUTLOOK

COWBOY COACHES

THE COWBOYS

THE OPPONENTS

SEASON IN REVIEW

RECORDS & HISTORY

MOUNTAIN WEST

UW ADMINISTRATION



Rollins, Carl, 1947-48-49  
 Rollins, Harold, 1947-48-49  
 Rollins, Josh, 2001-02  
 Rosales, Marcial, 2003-04-05-06  
 Rosamond, Ivan, 1948  
 Rose, Dallas, 1995  
 Rosebrough, Mitch, 1988-89-90-91  
 Rosener, Dick, 1970-71  
 Ross, Dennis, 1990-91  
 Ross, Ed, 1929-30-31  
 Roueche, Jeff, 2012  
 Roullier, Chase, 2013-14-15  
 Rowe, Peter, 1989-90-91  
 Ruel, Peter, 1980-81-82  
 Ruff, Charlie, 1996  
 Ruff, Luke, 2009-10-11-12  
 Rufran, Dominic, 2011-12-13-14  
 Rugg, Kenneth, 1930  
 Rulon, Pat, 1981-82  
 Runyan, Scott, 1984-85-86-87  
 Rupp, Dave, 1965-66-67  
 Rushing, Zach, 2011  
 Russell, Brandy, 2002  
 Russell, Harry M., 1926-27  
 Ryan, Kelly, 1991

Saffell, Jerry, 1964-65  
 Salisbury, Grant, 1986-87-88  
 Salley, John, 1979-80-81-82  
 Samilton, Ivor, 1989  
 Sampson, Jesse, 2013-14  
 Sandoval, Jerry, 1991  
 Sandstrom, Carl, 1949-50  
 Saraf, David, 1995-96  
 Salyards, Jesson, 2006-07-08-09  
 Sargent, Anthony, 1986-87  
 Sasa, Rano, 2000-01  
 Sauls, Richard, 1988-89  
 Sawyer, Clifford, 1900  
 Sawyer, Bob, 1957-58  
 Saxton, Joseph S., 1899  
 Saydjari, Greg, 2010  
 Scanlan, Greg, 1991-92-93  
 Schaake, Jay, 1977-78  
 Schaap, Marshall, 2001, 2003  
 Schafer, Steve, 1973  
 Schaffer, Ted C., 1952  
 Schenbeck, Mike, 1985-86-87-88  
 Schertus, Hurley, 1931-32  
 Schieffer, Brent, 1991-92-93-94  
 Schiffrer, Jake, 2014  
 Schildgen, Bob, 1949-50-51  
 Schillinger, Tom, 1975  
 Schlichting, Craig, 1986-87-88-89  
 Schmidt, Ed, 1970-71-72  
 Schmitt, Charles, 1960-61-62  
 Schnell, Richard, 1958-59-60  
 Schober, Oliver, 2010  
 Scholz, Dale, 1936-37-38  
 Schoomaker, Pete, 1966-67-68  
 Schroeder, Troy, 1982-83-84  
 Schullen, John, 1972-73  
 Schutt, Dave, 1987  
 Schutte, Mike, 1961-62  
 Schutterle, John, 1973-74  
 Schwartz, Vincent Joseph, 1930  
 Schwarz, Mark, 2004-05  
 Scifres, Jim, 1988-89-90  
 Scifres, Steve, 1993-94-95-96  
 Scoggan, Warren, 1934-35  
 Scott, Glenn, 1899-1900  
 Scott, Harry, 1923  
 Scott, Jake, 2006, 2008-09  
 Scott, John P., 1928-29  
 Scott, Leonard, 1942  
 Scott, Nate, 2000-01  
 Scott, Shane, 1985-86-87  
 Sedar, Dan, 1935-36  
 Sedar, David, 1951-52  
 Sedar, Mike, 1936-37  
 Seldon, Wynel, 2005-06-07-08  
 Self, Brandon, 2010-11  
 Selk, Nate, 1996-97-98-99  
 Selmer, Carl, 1947  
 Severn, Drew, 2002-03-04-05  
 Sewell, Trent, 2014  
 Sexton, Len, 1995-96  
 Seymour, Mark, 1973-74-75  
 Shaft, Mike, 1976-78-79-80  
 Shanor, Dick, 1950  
 Shapiro, Jay, 1967-68  
 Shaw, Charles, 1972-73-74  
 Sheahan, Gene, 1968-69-70  
 Shelby, Craig, 1976-77  
 Sheldon, George, 1897

Sheldon, Harry, 1919  
 Sheller, Mark, 1997-98-99-00  
 Shelton, Charles, 1964-65-66  
 Shelton, Dale, 1930-32  
 Short, Travis, 2000  
 Shrum, Lee, 1938-39  
 Shuck, Kofi, 1996-97-98-99  
 Shurley, Bill, 1947-48  
 Silcox, Jeremy, 1996-97  
 Silvanic, Tom, 1968-69-70  
 Simmons, LaFran, 1974-75-77-78  
 Simmons, Lawrence V., 1913  
 Simonton, Darrell, 1981  
 Simpson, Alan, 1952  
 Simpson, Milward, 1917-19-20  
 Simpson, Tanner, 2014  
 Sims, Dave, 1986  
 Sittner, Kelly, 1975-76-77  
 Skarohlid, Brian, 1981  
 Skavdahl, Scott, 1988  
 Skinner, Quentin, 1989-90-91  
 Slay, Steve, 1986-87-88-89  
 Small, Bruce, 1980-81  
 Smeltzer, Sky, 1984  
 Smith, Arlen, 1998-99-00  
 Smith, Ben, 2006-07  
 Smith, Brett, 2011-12-13  
 Smith, Clarence, 1922-23  
 Smith, Clarence, 2011-32  
 Smith, Gregg, 1919-20-21-22  
 Smith, Jeff, 1996-97-98  
 Smith, Josh, 2012-14  
 Smith, Marlin, 1949-50  
 Smith, Mike, 1976-77-78-79  
 Smith, Nick, 2015  
 Smith, Robert, 1897  
 Smith, Sherman, 1981  
 Smith, T.J., 2010-11  
 Smith, Truitt, 1949  
 Smolinski, Mark, 1958-59-60  
 Smyth, Pat, 1957-58-59  
 Smyth, Walter, 1914-15  
 Snell, Leroy, 1916  
 Snyder, Clifford, 1958-59-60  
 Sohasky, Larry, 1973-74  
 Sorenson, Scott, 2001-02  
 Sorenson, Taylor, 1994  
 Sorino, John, 1962-63  
 Soule, J.F., 1895  
 Soule, Robert Holmer, 1917  
 Spaulding, Chuck, 1950-51-52  
 Spears, Walter, 1923-24-25  
 Speights, Dick, 1965-66-67  
 Spicer, Bud, 1961-62  
 Spicer, Les, 1941  
 Spires, Ken, 1962-63  
 Squires, George, 1962-63-64  
 Staggs, Terry, 1997-98  
 Stankus, Jim, 1966-67-68  
 Stanley, Donnie, 1980  
 Stanton, Chris, 1998  
 Stanton, Glenn, 1925-26-27  
 Stanton, Jordan, 2013-14  
 Stapleton, Charles O., 1954-55-56  
 Starr, Scott, 1982  
 Stawowy, Ray, 1975-76  
 Steele, T.W., 1996-97-98  
 Steinmark, Sammy, 1976-77-78  
 Steinbraeber, Steve, 1976-77  
 Stephens, Charles, 1926  
 Stephenson, Melvin, 1932  
 Sterner, Sam, 2007-08-09-10  
 Stevenson, Robert, 1952  
 Stewart, Brandon, 2008-09  
 Stewart, Ralph, 1927-28-29  
 Stewart, Sidney, 1923  
 Stinson, Julius, 2004-05-06-07  
 Stirneman, Kurtis, 2015  
 Stoner, Jay, 1997-98-99-00  
 Storey, Jim, 1950  
 Storrie, Walt, 1909  
 Story, Ted, 1983-84-85  
 Stover, Alex, 2008-09  
 Stover, Omar, 2014  
 Straits, Bob, 1947-48  
 Strannigan, Bill, 1940  
 Stratton, Sam, 2011, 2013-14  
 Strauch, Marvin, 1950  
 Stronach, Sean, 2003  
 Strong, Tyler, 2010-11-12-13  
 Strube, Edward, 1952  
 Strudnicka, Bryson, 2008-09-10  
 Studie, Timothy S., 1987  
 Sturman, Kenneth, 1937-38-39  
 Stutzriem, Chris, 2008  
 Sudduth, Neil, 1895-96-97-98

Suganuma, Larry, 1967-68-69  
 Sullivan, Bernard J., 1935-36  
 Sullivan, Daniel, 2011  
 Sumter, B.J., 2011-12  
 Sundberg, Chris, 2005-06, 2008  
 Suter, Earl, 1941  
 Sutton, Delbert, 1936  
 Svoboda, Jeff, 1979  
 Swanke, Ray, 1942  
 Swanson, Matt, 1998-99-00  
 Sween, Karsten, 2006-07-08-09  
 Sweeny, Rich, 1998-99  
 Swenson, Matt, 1989-90-91-92  
 Synakowski, Ed, 1968-69  
 Szucs, Joe, 1964-65-66

Talbert, William, 1916-19  
 Talboom, Edward, 1948-49-50  
 Talbot, Bill, 1919  
 Talich, Cory, 1990-91-92-93  
 Talich, Jim, 1994-95-96-97  
 Tapley, Terry, 1983  
 Tapscott, Josh, 2014-15  
 Tatham, Harry, 1927  
 Tatnall, Jeff, 2002-03-04-05  
 Taucher, Fred, 1946-47-48-49  
 Taufas'Asau, Kurt, 2011-12  
 Taylor, Gregg, 1979-80  
 Taylor, Herbert 1957-58  
 Taylor, Howard, 1953  
 Taylor, Jerry, 1950  
 Taylor, John, 1983  
 Taylor, Kearnice, 1991  
 Taylor, Nimmo, 1942  
 Taylor, Paul, 1968-69  
 Taylor, Robert, 1903  
 Taylor, Tom, 1982-83-84  
 Taylor, Toriano, 1985  
 Teeter, Josh, 2013  
 Templeman, Harold, 1930-31  
 Tennant, Jack, 2008-09-10  
 Terry, Darius, 2007-08-09  
 Tesinsky, Darth, 1998-99-00  
 Tesone, John, 1981-82  
 Thaxton, Galand, 1984-85-86-87  
 Thiele, Jarod, 1989-90-92  
 Thobro, Clayton, 1937-38  
 Thomas, Mark, 1983-84-85-86  
 Thompson, Bill, 1904-05-06-07  
 Thompson, Charles, 1927  
 Thompson, Charles Lynn, 1911-12-13  
 Thompson, Don, 1919-20-21-22  
 Thompson, Fay, 1933-38  
 Thompson, Jason, 2012  
 Thompson, Norris, 1986  
 Thompson, Ray, 1926-27  
 Thompson, Tom, 1966  
 Thompson, Wedge, 1927-28-29  
 Thornton, Tom, 2014-15  
 Thorpe, Lou, 1939-40  
 Tichac, Mike, 1941  
 Tidball, Volney, 1900-01-02-03-04  
 Tillman, Brent, 1991-93-94-95  
 Timmer, Mark, 1987-88-89-90  
 Tipton, Brian, 1979  
 Tobiasson, Chad, 1994  
 Tobin, Steve, 1980-81-82  
 Toney, Alex, 2007, 2009-10  
 Tonkovich, Frank, 1994  
 Tooley, David, 2009  
 Toscano, Paul, 1965-66-67  
 Totten, Clifton, 1958  
 Tottenhoff, Harry, 1932  
 Toucher, Verbon, 1927-28  
 Townsend, John, 1949-50  
 Trabing, George, 1896-97-98-1900  
 Traphagan, Austin, 2012-14  
 Trautwein, J.C., 2003  
 Trautwein, Rich, 1967-68-69  
 Travis, Jack, 1964  
 Trbovich, Milan, 1964  
 Troseth, Jack, 1946-47  
 Trullinger, Lyle, 1952-53-54  
 Trusso, Steve, 1974-75  
 Tschamer, Randy, 2003-04  
 Tucker, Claire, 1917-19-20-21  
 Tucker, Greg, 1979-80  
 Tucker, Jerry, 1955-56  
 Tucker, Tom, 1967-68-69  
 Tuell, Guy, 2001-02-03-04  
 Tullock, Tom, 1973  
 Tullous, Mark, 1974-76-78  
 Turelli, Brendan, 2013-14-15  
 Turner, Fritz 1971-72-73  
 Turner, James, 1894

Turner, John H., 1930  
 Tutein, William, 2014-15

Ulibarri, John, 2005  
 Ulowitz, Fred, 1983  
 Umbach, Paul, 1930-31  
 Underwood, Kalim, 1997  
 Unrein, Mitch, 2006-07-08-09

Vagner, Carl, 1902-03  
 Vana, Steve, 1983-84-85-87  
 VanDerloo, Wayne, 1979  
 Vandever, George, 1922-23-24  
 Van Diest, Mike, 1971-72-74  
 Van Emmerik, Brian, 1996-97-98-99  
 Van Leer, Greg, 1994-95, 1997-98  
 Van Maanen, Drew, 2014-15  
 Vannoy, Fred, 1935  
 Van Roekel, Kirk, 1991-92  
 Van Royen, Jordan, 2009-10  
 Van Winkle, D., 1897  
 Vasilion, Pete, 1962-63-64  
 Vaughn, Lee, 1993-94-95-96  
 Vaughn, Leon, 1951  
 Villaseñor, Sergio, 1980  
 Vincent, Tom, 2001-02  
 Viner, Richard, 1951-52-53  
 Vines, Scottie, 2001-02  
 Vinnedge, Billy, 2006-07  
 Vinson, Terrell, 2003  
 Vitale, Joe, 1961-62  
 Volna, Jean, 1903  
 Voris, Ron, 1970-71-72  
 Vowers, Ryan, 1989-90-91

Wacha, Lucas, 2013-14-15  
 Waddell, Stan, 1982-83-84-85  
 Waddell, Tim, 1977-78-79  
 Wadkowski, John, 2004-05  
 Wagstaff, Mal, 1965-66  
 Wahlgren, Joe, 1990-91-92  
 Wahlstrom, Michael, 2000  
 Waite, John, 1978  
 Walden, Jimmy, 1958-59  
 Walker, John W., 1958  
 Walker, Mike, 1961-62  
 Wallace, Jason, 2004-05  
 Wallace, Paul, 1989-90-91-92  
 Wallace, Zach, 2015  
 Wallwork, Josh, 1995-96  
 Wallum, Jarvis, 2001  
 Walsh, John, 1988  
 Walters, Gary, 1972  
 Wandler, Jay, 1990  
 Ward, Kevin, 1959-60-61  
 Ward, John, 1948-49  
 Waring, Tom, 1999-00  
 Warren, Eddie, 1980  
 Washington, Steve, 1970-71  
 Washington, Vic, 1966-67  
 Waters, George, 1946-47-48  
 Watlington, Edward, 1950-51-52  
 Watts, Ian, 2009-10  
 Watts, John E., 1954-55-56  
 Weatherspoon, Evan, 2006  
 Webb, Mike, 1975-76-77-78  
 Wedel, Cory, 1994-95-96-97  
 Wedepohl, Steve, 1969  
 Wehrer, Darren, 1989  
 Wehrer, Shawn, 1985-86-87-88  
 Weil, Jack, 1980-81-82-83  
 Weingartner, Bob, 1967  
 Weisenger, Leonard, 1930  
 Weitzel, Elwood, 1952  
 Welch, Scott, 1947  
 Wells, Melvin, 1988-89  
 Wells, Paul J., 1988-89-90  
 Wells, Pearley, 1946-47  
 Wells, Rick, 1970-71  
 Welniak, Randy, 1985-86-88  
 Wendling, John, 2003-04-05-06  
 Wentworth, Dave, 1970-71-72  
 West, Willard, 1932-33-34  
 Westphal, Jeff, 1983-84-85  
 Wewel, Mike, 1983  
 Wheeler, George, 1905-06-07  
 Wheeler, M.M., 1905-06-07-09  
 Whipp, Zeb, 2006-07-08  
 Whipple, John, 1949  
 White, Chad, 2002  
 White, Darren, 2011-12-13-14  
 White, Ed, 1935-36

White, Herman, 1998-99-01-02  
 White, Hugh L., 1900-01  
 White, Lloyd, 1938-39  
 Whitehead, Kurt, 1990-91-92-93  
 Whiteside, Walter, 1952-53  
 Whitman, J.L., 1911-12  
 Whitman, Louis, 1925-26-27  
 Wick, Shaun, 2012-13-14  
 Wiedeman, Mike, 1982-83  
 Wiggins, Shawn, 1987-88-89-90  
 Wight, Delman, 1958-59-60  
 Wilcox, Horace, 1913-14-15-16  
 Wilhelm, Herbert, 1940  
 Wilhelm, Jason, 1997  
 Wilkes, Tom, 1940-41  
 Wilkinson, Jerry, 1957-58  
 Wilkinson, Tom, 1963-64-65  
 Williams, Allan A., 1973  
 Williams, Bruce, 1973-75  
 Williams, J.P., 1996-97-98  
 Williams, James, 1980-81-82  
 Williams, Joe, 1967-68  
 Williams, Lewis, 1925  
 Williams, Marvin, 1991  
 Williams, Richard, 1959-60-61  
 Williams, Stuart, 2012-13-14  
 Williams, Thomas, 1989-90-92-93  
 Williams, Tom, 1965-66-67  
 Williams, Tony, 1972-73-74  
 Williams, Tyrone, 1991-92-93-94  
 Willis, A.W., 1914-15-19  
 Willis, Mark, 2010-11-12  
 Wilmot, Joe, 1940  
 Wilson, Aaron, 1994-95  
 Wilson, Anthony, 2007  
 Wilson, Bob, 1919-20-21  
 Wilson, Charles, 1969  
 Wilson, Charles B., 1977-79  
 Wilson, Cliff, 1954-55  
 Wilson, Doug, 1973-74-76-77  
 Wilson, John, 1999-00-01-02  
 Wilson, Sam, 1894-95-96-97-98  
 Wilson, Wayne, 1971-72  
 Windholz, Frank, 1963-64-65  
 Winfield, Cliff, 1974-76-77  
 Winfield, Scott, 1978-79  
 Wingard, Andrew, 2015  
 Winston, A.P., 1930  
 Winterholler, John, 1936-37-38  
 Winters, Gil, 1980-81-82  
 Winters, Ryon'e, 2014  
 Wise, Helmut, 1977-78  
 Wissler, Cliff, 1904  
 Wittenbraker, Charles, 1920-21-22-23  
 Wojtkiewicz, Jay, 1997-98  
 Wood, Ethan, 2013-14-15  
 Wood, Gary, 1972-73-74  
 Wood, Gordy, 1987-88-89-90  
 Woods, D., 1905-06-07  
 Woods, Wilbur, 1935  
 Woods, Zolzie, 1923-24  
 Woodson, Armand, 2002  
 Worden, Eric, 1988-89-90-91  
 Worden, Neil, 1991  
 Worker, Greg, 1986-87  
 Worman, Darrell, 1963  
 Worthington, Harold, 1908  
 Wright, Bruce, 1961-62  
 Wright, Gary, 2001  
 Wright, Michael, 1960-62  
 Wright, Robbie, 1974-75-76  
 Wright, Willie, 1987-88-89-90

Yarborough, Ryan, 1990-91-92-93  
 Yarbrough, Eddie, 2012-13-14-15  
 Yarnall, Francis, 1896  
 Yaussi, Deric, 2002-03-04-05  
 Yeaman, Fred, 1941  
 Yelland, Rob, 1978-79-80  
 Yankee, Lawrence, 1957  
 Youker, Ray, 1960  
 Young, Aaron, 2015  
 Young, Charles, 1937  
 Young, Nate, 2002

Zalanka, Rob, 1982-83-84-85  
 Zellner, Adolph, 1951-52-53  
 Zellner, Robert, 1958  
 Zerfoss, Al, 1967-68-69  
 Zimmer, Vince, 1961-62  
 Zimmerman, Rich, 1969  
 Zimmerman, Richard, 1930  
 Zowada, Larry, 1955-56-57





# COWBOYS IN THE NFL DRAFT

<u>Year</u>	<u>Round/Choice/Overall</u>	<u>Player</u>	<u>Team</u>
1947	23/2/207	Hank Kolasinski	Boston Yanks
1947	21/6/191	Jim Clayton	Philadelphia Eagles
1950	28/7/359	Walker "Sonny" Jones	Chicago Cardinals
1951	27/10/325	Jerry Taylor	Chicago Bears
1951	13/2/149	Dick Campbell	Washington Redskins
1952	3/12/37	Dewey McConnell	Los Angeles Rams
1952	19/12/229	Harry Geldien	Los Angeles Rams
1953	12/2/135	Chuck Spaulding	Chicago Cardinals
1955	25/3/292	Frank Radella	Washington Redskins
1955	23/11/276	George Galuska	Detroit Lions
1956	17/5/198	Joe Mastrogiovanni	Philadelphia Eagles
1957	14/6/63	Jim Crawford	Pittsburgh Steelers
1959	11/11/131	Bob Sawyer	New York Giants
1959	21/2/242	Dale Memmelaer	Chicago Cardinals
1960	16/8/188	Jim Walden	Cleveland Browns (NFL)
1960	U	Jim Walden	Denver Broncos (AFL)
1961	3/7/35	Jerry Hill	Baltimore Colts (NFL)
1961	2/2/9	Jerry Hill	Denver Broncos (AFL)
1961	16/17/124	Chuck Lamson	Oakland Raiders (AFL)
1961	4/1/43	Chuck Lamson	Minnesota Vikings (NFL)
1961	19/8/260	Dick Schnell	St. Louis Cardinals (NFL)
1964	22/21/171	Will Radosevich	New York Jets (AFL)
1964	16/2/212	Will Radosevich	Philadelphia Eagles (NFL)
1966	15/9/224	Darryl Alleman	St. Louis Cardinals (NFL)
1966	6	Jerry Durling	Denver Broncos (AFL)
1966	10/3/143	Jerry Marion	Pittsburgh Steelers (NFL)
1966	11	Jerry Marion	Boston Patriots (AFL)
1967	1/14/14	Ron "Pedro" Billingsley	San Diego Chargers (AFL)
1967	17/9/428	Mike Davenport	Pittsburgh Steelers (NFL)
1967	6/22/155	Rick Egloff	Oakland Raiders (AFL)
1967	8/18/203	Don Klacking	Philadelphia Eagles (NFL)
1968	2/10/37	Jerry DePoyster	Detroit Lions (NFL)
1968	5/11/122	Mike Dirks	Philadelphia Eagles (NFL)
1968	5/7/118	Jim Kick	Miami Dolphins (AFL)
1968	2/24/51	Mike LaHood	Los Angeles Rams (NFL)
1968	7/22/187	Paul Toscano	Houston Oilers (AFL)
1969	10/6/240	Dennis Devlin	Boston Patriots (AFL)
1969	9/12/220	Dave Hampton	Green Bay Packers (NFL)
1969	5/19/123	Gene Huey	St. Louis Cardinals (NFL)
1970	12/12/297	Larry Nels	New York Giants
1970	12/23/309	Joe Williams	Dallas Cowboys
1970	4/9/87	Vic Washington	San Francisco 49ers
1971	7/14/170	Bob Jacobs	Cleveland Browns
1972	5/6/110	Conrad Dobler	St. Louis Cardinals
1973	6/12/142	Nick Bebout	Atlanta Falcons
1973	11/19/279	Scott Freeman	Detroit Lions
1973	16/23/413	Jerry Gadlin	Oakland Raiders
1975	10/26/260	Archie Gray	Pittsburgh Steelers
1975	10/21/255	Mike McGraw	St. Louis Cardinals
1976	1/16/16	Lawrence Gaines	Detroit Lions
1976	1/27/27	Aaron Kyle	Dallas Cowboys
1978	6/19/157	Francis Chesley	New Orleans Saints
1979	2/9/37	Ken Fantetti	Detroit Lions
1980	4/7/90	Danny Pittman	New York Giants
1981	4/10/93	Guy Frazier	Cincinnati Bengals
1981	12/17/321	Mandel Robinson	Denver Broncos
1982	11/25/303	Gary Crum	Miami Dolphins
1982	3/26/81	Jim Eliopoulos	Dallas Cowboys
1983	11/16/295	John Salley	Atlanta Falcons
1983	10/13/264	James Williams	New England Patriots
1984	2/23/52	Chris Kolodziejcki	Pittsburgh Steelers
1985	6/18/158	Jay Novacek	St. Louis Cardinals
1986	8/11/205	Allyn Griffin	Detroit Lions
1988	6/27/165	Jeff Knapton	Los Angeles Raiders

<u>Year</u>	<u>Round/Choice/Overall</u>	<u>Player</u>	<u>Team</u>
1989	2/15/43	Eric Coleman	New England Patriots
1989	5/16/128	Dave Edeen	Phoenix Cardinals
1989	9/26/249	Pat Rabold	Buffalo Bills
1990	8/22/214	Craig Schlichting	Minnesota Vikings
1991	4/12/95	Mitch Donahue	San Francisco 49ers
1991	9/15/239	Shawn Wiggins	Cleveland Browns
1992	11/18/298	Doug Rigby	Kansas City Chiefs
1994	2/12/41	Ryan Yarbrough	New York Jets
1995	7/37/245	John Burrough	Atlanta Falcons
1995	5/35/169	Ryan Christopherson	Jacksonville Jaguars
1996	7/27/236	Brian Gragert	Denver Broncos
1997	7/31/232	Marcus Harris	Detroit Lions
1997	3/23/83	Steve Scifres	Dallas Cowboys
1997	6/24/187	Lee Vaughn	Dallas Cowboys
2001	5/26/157	Patrick Chukwurah	Minnesota Vikings
2004	7/17/218	Casey Bramlet	Cincinnati Bengals
2006	6/39/208	Derrick Martin	Baltimore Ravens
2007	6/10/184	John Wendling	Buffalo Bills
2011	4/24/121	Chris Prosinski	Jacksonville Jaguars
2014	4/22/122	Marqueston Huff	Tennessee Titans
2014	6/19/185	Robert Herron	Tampa Bay Buccaneers
2015	7/19/236	Mark Nzeocha	Dallas Cowboys

U=Information Unavailable



**CHRIS PROSINSKI**  
*Jacksonville Jaguars/  
Philadelphia Eagles/  
Chicago Bears 2011-present*



**MITCH UNREIN**  
*Houston Texans/  
Denver Broncos/  
San Francisco 49ers/  
Chicago Bears 2010-present*



**MARQUESTON HUFF**  
*Tennessee Titans  
2014-present*



SEASON OUTLOOK

COWBOY COACHES

THE COWBOYS

THE OPPONENTS

SEASON IN REVIEW

RECORDS & HISTORY

MOUNTAIN WEST

UW ADMINISTRATION



# COWBOYS IN THE NFL

<u>Name, Lettered at Wyoming</u>	<u>Pro Team(s), Years</u>
Alvester Alexander, 2009-11	Indianapolis Colts, 2013
John Arnold, 1975-78	Detroit Lions, 1979-80
Nick Bebout, 1970-72	Atlanta Falcons, 1973-75; Seattle Seahawks, 1976-80
Ron Billingsley, 1964-66	San Diego Chargers, 1967-70; Houston Oilers, 1971-72
Rob Bohlinger, 1995-97	Carolina Panthers, 1998
Jovon Bouknight, 2002-05	Carolina Panthers, 2006-07
Casey Bramlet, 2000-03	Cincinnati Bengals, 2004-05; Atlanta Falcons, 2007; Miami Dolphins, 2007
John Burrough, 1992-94	Atlanta Falcons, 1995-98; Minnesota Vikings, 1999-2000; St. Louis Rams, 2002
Francis Chesley, 1975-77	Green Bay Packers, 1978
Ryan Christopherson, 1991-94	Jacksonville Jaguars, 1995; Arizona Cardinals, 1996
Patrick Chukwurah, 1997-2000	Minnesota Vikings, 2001-02; Denver Broncos, 2004-06; Tampa Bay Buccaneers, 2007-08
Eric Coleman, 1985-88	New England Patriots, 1989-90
Jim Crawford, 1954-56	Boston Patriots, 1960-64
Joe Cummings, 1992-95	San Diego Chargers, 1996; Buffalo Bills, 1998-99
Mike Dennis, 1978-79	New York Giants, 1980-83; New York Jets, 1984; San Diego Chargers, 1984
Jerry DePoyster, 1965-67	Detroit Lions, 1968; Oakland Raiders, 1971-72
Mike Dirks, 1965-67	Philadelphia Eagles, 1968-71
Conrad Dobler, 1969-71	St. Louis Cardinals, 1972-77; New Orleans Saints, 1978-79; Buffalo Bills, 1980-81
Mitch Donahue, 1987-90	San Francisco 49ers, 1991-92; Denver Broncos, 1993-94
Rick Donnelly, 1980-84	Atlanta Falcons, 1985-88; Seattle Seahawks, 1990-91
Jim Eliopoulos, 1980-81	St. Louis Cardinals, 1983; New York Jets, 1983-85
Aaron Elling, 1998-2000	Minnesota Vikings, 2003-04; Tennessee Titans, 2004; Baltimore Ravens, 2005-06
Ken Fantetti, 1975-79	Detroit Lions, 1979-85
Malcom Floyd, 2000-03	San Diego Chargers, 2004-15
Guy Frazier, 1977-80	Cincinnati Bengals, 1981-84; Buffalo Bills, 1985-86
Lawrence Gaines, 1973-75	Detroit Lions, 1976-79
Trent Gamble, 1996-99	Miami Dolphins, 2000-03
Tashaun Gipson, 2008-11	Cleveland Browns, 2012-15; Jacksonville Jaguars, 2016-present
Adam Goldberg, 1999-2002	Minnesota Vikings, 2004-05; St. Louis Rams, 2006-2011
Dave Hampton, 1966-68	Green Bay Packers, 1969-71; Atlanta Falcons, 1972-76; Philadelphia Eagles, 1976
Robert Herron, 2010-13	Tampa Bay Buccaneers, 2014-15; Miami Dolphins, 2016-present
Jerry Hill, 1958-60	Baltimore Colts, 1961, 1963-70
Gene Huey, 1966-68	San Diego Chargers, 1969
Marqueston Huff, 2010-13	Tennessee Titans, 2014-present
Jim Kiick, 1965-67	Miami Dolphins, 1968-74; Denver Broncos, 1976-77; Washington Redskins, 1977
Lee Kizzire, 1934-36	Detroit Lions, 1937
Chris Kolodziejki, 1979-83	Pittsburgh Steelers, 1984
Aaron Kyle, 1972-75	Dallas Cowboys, 1976-79; Denver Broncos, 1980-82
Mike LaHood, 1965-67	Los Angeles Rams, 1969, 1971-72; St. Louis Cardinals, 1970
Chuck Lamson, 1960-61	Minnesota Vikings, 1962-63; Los Angeles Rams, 1965-67
Hub Lindsey, 1965-67	Denver Broncos, 1968
Corey Mace, 2005-06	Buffalo Bills, 2007-09
Jerry Marion, 1964-66	Pittsburgh Steelers, 1967
Derrick Martin, 2003-05	Baltimore Ravens, 2006-08; Green Bay Packers, 2009-10; New York Giants, 2011; New England Patriots, 2012; Chicago Bears, 2013
Dewey McConnell, 1949-51	Pittsburgh Steelers, 1954
Tony McGee, 1968	Chicago Bears, 1971-73; New England Patriots, 1974-81; Washington Redskins, 1982-84

<u>Name, Lettered at Wyoming</u>	<u>Pro Team(s), Years</u>
Mike McGraw, 1972-74	St. Louis Cardinals, 1976; Detroit Lions, 1977
Dale Mommelaar, 1956-58	Chicago Cardinals, 1959; St. Louis Cardinals, 1960-61; Dallas Cowboys, 1962-63; Cleveland Browns, 1964-65; Baltimore Colts, 1966-67
Devin Moore, 2005-08	Indianapolis Colts, 2010
Jay Novacek, 1980-84	St. Louis Cardinals, 1985-87; Phoenix Cardinals, 1988-89; Dallas Cowboys, 1990-96
Mark Nzeocha, 2011-14	Dallas Cowboys, 2015-present
Pat Ogrin, 1976-79	Washington Redskins, 1981-82
Ryan Otterson, 2006-09	San Diego Chargers, 2010-11
Danny Pittman, 1978-79	New York Giants, 1980-83; St. Louis Cardinals, 1983-84
Chris Prosinski, 2007-10	Jacksonville Jaguars, 2011-2014; Philadelphia Eagles, 2014; Chicago Bears, 2015-present
Mike Purcell, 2009-12	San Francisco 49ers, 2014-present
Steve Scifres, 1992-96	Dallas Cowboys, 1997; Carolina Panthers, 1998; Miami Dolphins, 1998; New Orleans Saints, 1999
Truitt Smith, 1949	Pittsburgh Steelers, 1950-51
Mark Smolinski, 1958-60	Baltimore Colts, 1961-62; New York Jets, 1963-68
Dick Speights, 1965-67	San Diego Chargers, 1968
Galand Thaxton, 1984-87	Atlanta Falcons, 1989; San Diego Chargers, 1991
Mitch Unrein, 2006-09	Houston Texans, 2010; Denver Broncos, 2011-2014; San Diego Chargers, 2015; Chicago Bears, 2015-present
Lee Vaughn, 1992-96	Dallas Cowboys, 1997
Scottie Vines, 2001-02	Detroit Lions, 2004-06
Vic Washington, 1966-67	San Francisco 49ers, 1971-73; Houston Oilers, 1974; Buffalo Bills, 1975-76
Jack Weil, 1980-83	Denver Broncos, 1986; Washington Redskins, 1987
John Wendling, 2003-06	Buffalo Bills, 2007-09; Detroit Lions, 2010-13
Joe Williams, 1967-68	Dallas Cowboys, 1971; New Orleans Saints, 1972
Thomas Williams, 1989-93	Atlanta Falcons, 1994
Willie Wright, 1987-90	Phoenix Cardinals, 1992
Ryan Yarborough, 1990-93	New York Jets, 1994-95; Baltimore Ravens, 1997-98



**MALCOM FLOYD**  
San Diego Chargers 2004-2015





## ACADEMIC ALL-AMERICANS



**MARTY HAMILTON**  
RE, 1960



**FRAN MIKNIS**  
G, 1960



**BOB DINGES**  
DE, 1965



**GEORGE MILLS**  
OG, 1967



**MIKE LOPICCOLO**  
OT, 1973



**BOB GUSTAFSON**  
OT/TE, 1984



**PAT ARNDT**  
OG, 1987



**RYAN CHRISTOPHERSON**  
RB, 1994



**JOE CUMMINGS**  
DE, 1995



**JAY KORTH**  
OL, 1996 & 1997



**CORY WEDEL**  
K, 1996 & 1997



**BRIAN LEE**  
FS, 1997



**BRIAN BROWN**  
MLB, 1998



**TRENTON FRANZ**  
C, 2004



**LUKE RUFF**  
FS, 2013

## NCAA POST-GRADUATE SCHOLARSHIPS



**STEVE COCKREHAM**  
QB, 1974



**BOB GUSTAFSON**  
OT/TE, 1985



**RANDY WELNIAK**  
QB, 1989



**JOE CUMMINGS**  
DE, 1995



**JAY KORTH**  
OL, 1997



**CORY WEDEL**  
K, 1997



**TRENTON FRANZ**  
C, 2004



**LUKE RUFF**  
FS, 2013

SEASON OUTLOOK

COWBOY COACHES

THE COWBOYS

THE OPPONENTS

SEASON IN REVIEW

RECORDS & HISTORY

MOUNTAIN WEST

UW ADMINISTRATION



## CFA SCHOLAR-ATHLETES



**TOM  
CORONTZOS**  
QB, 1991



**RYAN  
CHRISTOPHERSON**  
RB, 1994



**JOE  
CUMMINGS**  
DE, 1995



**BRIAN  
GRAGERT**  
P, 1995

## NATIONAL FOOTBALL FOUNDATION POST-GRADUATE FELLOWSHIP



**PAT SMYTH**  
OL, 1959



**MARTY ELIOPOULOS**  
QB, 1986



**TRENTON FRANZ**  
C, 2004



**JOHN WENDLING**  
DB, 2006


## COACH OF THE YEAR AWARDS



**DAVE CHRISTENSEN**  
2011 Mountain West  
Coach of the Year



**JOE TILLER**  
1993 Kodak/Football Coaches Association  
Region V Coach of the Year  
1996 WAC Coach of the Year  
1996 Region 4 Coach of the Year (AFCA)



**PAUL ROACH**  
1988 WAC Coach of the Year  
1987 WAC Coach of the Year  
Football Coaches Association  
Regional Coach of the Year, 1987-88  
UW Athletics Hall of Fame, 1999



**FRED AKERS**  
1976 WAC Coach of the Year  
1976 AFCA District 8 Coach of the Year



**LLOYD EATON**  
1968 WAC Coach of the Year  
1967 WAC Coach of the Year  
1967 American Football Coaches Assoc.  
District 6 Coach of the Year



**BOB DEVANEY**  
1959 Skyline Conference Coach of the Year  
1958 Skyline Conference Coach of the Year  
COLLEGE FOOTBALL HALL OF FAME  
Bob Devaney  
Inducted 1981  
UW Athletics Hall of Fame, 1995



**BOWDEN WYATT**  
1950 Skyline Conference  
Coach of the Year  
COLLEGE FOOTBALL HALL OF FAME  
Bowden Wyatt  
Inducted 1972 (player)  
Inducted 1997 (coach)  
UW Athletics Hall of Fame, 1994





# THE BILETNIKOFF AWARD

**Honoring the Nation's Top Receiver**

## MARCUS HARRIS, 1996

**Marcus Harris is presented with the Biletnikoff Award as the nation's top receiver in 1996.**

One of Wyoming's most decorated football players, Marcus Harris was a consensus All-American in 1996, being selected First Team All-American by the Associated Press, Football Writers Association of America, American Football Coaches Association, Walter Camp Football Foundation, and Football News. In 1996, he won the Biletnikoff Award (named after former Oakland Raiders receiver Fred Biletnikoff), symbolic of the nation's top receiver. He also finished ninth in the Heisman Trophy balloting in 1996. During his college career, Harris became the NCAA's all-time leader in receiving yards with 4,518 career yards, and he remains the only receiver in NCAA history to have three 1,400 yard receiving seasons. With his 1,650 yards in 1996, Harris led the nation in receiving yards, earned First-Team All-Western Athletic Conference honors for the third straight year, and was named the WAC Co-Offensive Player of the Year.



# UNIVERSITY OF WYOMING ATHLETICS HALL OF FAME

**Inductees by Year**

## CLASS OF 1993 (INAUGURAL YEAR)

Dick Ballinger, Wrestling, 1958-60  
Fennis Dembo, Basketball, 1985-88  
Mike Dirks, Football, 1965-67  
Jerry Hill, Football, 1958-60  
Glenn "Red" Jacoby, Athletic Director, 1946-73  
Jay Novacek, Football & Track, 1982-84  
Kenny Sailors, Basketball, 1941-46  
Ev Shelton, Basketball Coach, 1939-59  
Johnny Winterholler, Baseball, Basketball, Football, 1936-39  
1943 NCAA Championship Basketball Team

## CLASS OF 1994

Paul N. Carlin, Track, 1951-53  
Dr. George "Duke" Humphrey, UW President, 1945-64  
Dr. Everett D. Lantz, Wrestling Coach, 1937-65  
Flynn J. Robinson, Basketball, 1963-65  
Mary F. Shea, Volleyball, 1980-83  
William Strannigan, Basketball Coach, 1960-73  
Kenneth Sturman, Football, 1937-39  
Edward Talbom, Football, 1948-50  
Bowden Wyatt, Football Coach, 1947-52  
1950 Gator Bowl Champion Football Team

## CLASS OF 1995

Jack B. Aggers, Athletic Trainer, 1958-84  
James L. Crawford, Football, 1954-56  
John C. Corbett, Coach/Administrator, 1915-39  
Robert S. Devaney, Football Coach, 1957-61  
John J. Kosich, Baseball, Football, 1946-49  
Dewey L. McConnell, Football, 1949-51  
Patricia L. Miller-Davis, Track & Field 1980, 1982

## CLASS OF 1996

Lawrence V. Birleffi, "Voice of the Cowboys", 1947-86  
Charles W. "Tub" Bradley, Basketball, 1979-81  
Glenn R. "Bud" Daniel, Baseball Coach, 1951-71  
Michele D. Hoppes, Basketball, 1984-87  
James F. Klicik, Football, 1965-67  
Mark S. Miller, Swimming, 1985-88  
Milward L. Simpson, Football, Basketball, Baseball, 1917-21

## CLASS OF 1997

Joseph W. Alexander, Rodeo, 1968-69  
C. Keith Bloom, Basketball, Football, Baseball, 1947-50  
Stig Hallingby, Skiing, 1974-77  
Ronda K. Munger, Volleyball, 1984-87  
Joseph N. Nzau, Track, 1977-82  
1967 Sugar Bowl Football Team

## CLASS OF 1998

Curt Gowdy, Basketball & Tennis, 1940-42  
Bob Jingling, Baseball, 1952-55  
Eric Leckner, Basketball, 1985-88

Joe Mastrogiovanni, Football & Baseball, 1953-55  
Kathy Van Heule-Romsa, Track, 1983-85

## CLASS OF 1999

Darcy Cudaback White, Volleyball, 1986-89  
John Pilch, Basketball, 1947-48-49  
Paul Roach, Football Coach, 1987-90  
Galand Thaxton, Football, 1984-87  
Paul Toscano, Football, 1965-67  
Tony Windis, Basketball, 1957-59

## CLASS OF 2000

Amy Burnett, Basketball, 1992-95  
Jim Brandenburg, Basketball Coach, 1978-87  
Bill Ewing, Baseball, 1974-76  
Lee Kizzire, Football, 1934-36  
Larry Nels, Football, 1967-69  
Curtis & Marian Rochelle, Special Achievement

## CLASS OF 2001

Nick Bebout, Football, 1970-72  
Joe Capua, Basketball, 1954-56  
Ken Cook, Special Achievement  
Mickey Dunn, Track and Field, 1949-51  
Bill Garnett, Basketball, 1979-82  
Jean Jackson, Administration  
1956 Football Team

## CLASS OF 2002

Greg Brock, Baseball, 1976-79  
Mitch Donahue, Football, 1987-90  
Christine Fairless, Basketball, 1986-89  
Margie Hunt McDonald,  
Women's Basketball Coach, 1974-83  
George "Moe" Radovich, Basketball, 1950-52  
Reginald Slater, Basketball, 1989-92

## CLASS OF 2003

Ken Fantetti, Football, 1975-78  
Norma Hughes, Swimming, 1990-94  
Willard A. "Dutch" Witte, Basketball Coach, 1931-39  
John Wodny, Cross Country, 1968-89  
Ryan Yarborough, Football, 1990-93  
Bill Young, Administration, 1960-82  
1959-60 Wrestling Team

## CLASS OF 2004

Reese Andy, Wrestling, 1994-96  
Leon Clark, Basketball, 1963-66  
Marcus Harris, Football, 1993-96  
Bill Levine, Football, 1961, 1963-64  
Jimmie Jo Martin Ripsam, Rodeo, 1988-90  
Pat Rabold, Football, 1984, 1986-88  
Andy Welsh, Diving, 1981-85

## CLASS OF 2005

Ryan Butler, Track & Field, 1995-96  
Phil Dickens, Football Coach, 1953-56  
Joe Dowler, Wrestling Coach, 1973-87  
Ann Melander, Skiing, 1984-85  
Theo Ratliff, Basketball, 1991-94  
Vic Washington, Football, 1966-67  
1989 Volleyball Team

## CLASS OF 2006

Ryan Christopherson, Football, 1991-94  
Jerry Depoyster, Football, 1965-67  
Stan Dodds, Basketball, 1967-70  
Bob Hammond, Special Achievement  
Milo Komenich, Basketball, 1942-43, 1946  
Stacey Ward Straley, Skiing, 1980-81  
1956 Baseball Team

## CLASS OF 2007

Elsie Jo Bonger, Football Secretary, 1962-78  
Brenda Graham Gray, Track & Field, 1980-84  
Jerry Jester, Football, 1953-55  
Dave McCleave, Golf, 1989-92  
Dick Sherman, Basketball, 1963-66  
Randy Welniak, Football, 1985-88  
1968 Ski Team

## CLASS OF 2008

Tom Garrison, Track & Field, 1987-91  
Walker "Sonny" Jones, Jr., Football, 1948-49  
Geir Kvernmo, Skiing & Track, 1979-80  
Brian Lee, Football, 1994-97  
Dave Myers, Wrestling, 1989-92  
Steve Scifres, Football, 1993-96  
1978-79 Cowgirl Basketball Team

## CLASS OF 2009

Jessica Cross, Basketball, 1994-98  
Sean Fleming, Football, 1988-91  
Quincy Howe, Track & Field, 1999-2002  
Gene Huey, Football, 1966-68  
Mike Jackson, Basketball, 1980-83  
Al & Pete Simpson, Special Achievement  
1961 Rodeo Team

## CLASS OF 2010

Stale Engen, Skiing & Track, 1970-75  
Jerry Frude, Wrestling, 1959-62  
Steiner Hybertsen, Skiing, 1973-75  
Bob Jacobs, Football, 1968-70  
Chuck Lamson, Football, 1961-62  
Karen Sanford Gall, Track & Field, 1979-82  
1966 Football Team

## CLASS OF 2011

Mike English, Volleyball Coach, 1986-89, 1991-93  
Wesley Maiyo, Track & Field, 1974-75  
Dr. Robert Mason, Wrestling, 1949-51  
Shauna Smith, Track & Field, 2002-05  
Scott Usher, Swimming, 2002-05  
Jim Walden, Football, 1958-59  
1986-87 "Sweet 16" Men's Basketball Team

## CLASS OF 2012

Dick Campbell, Football, 1948-50  
Len Kuczewski, Football, 1957-59  
Jordan Lintz, Golf, 1997-2000  
Chris Lull, Volleyball, 1985-89  
Selmer Pederson, Football, 1949-51  
Ray Sanchez, Wrestling, 1967-68  
1985 Ski Team

## CLASS OF 2013

Carrie Bacon, Basketball, 1999-2000, 2002-03  
Josh Davis, Basketball, 1999-2002  
Jason Gervais, Track & Field, 1999-2001  
Jim House, Football, 1966-68  
Mike LaHood, Football, 1965-67  
Kevin McKinney, Administration  
1959 Football Team

## CLASS OF 2014

Dennis Baker, Football, 1975-77  
Becky Simning Eriksson, Skiing, 1979-81, 1984-85  
LeRoy Gabriel, Administration, 1961-95  
Harry Hall, Basketball, 1966-69  
Duane Schopp, Track & Field Coach, 1984-97  
Mark Smolinski, Football, 1958-60  
Jack Weil, Football, 1980-83  
1933-34 Men's Basketball Team

## CLASS OF 2015

Marcus Bailey, Men's Basketball, 1999-2003  
Ashley Elliott, Women's Basketball, 2002-05  
David Hearn, Men's Golf, 1998-2001  
Jeff Huson, Baseball, 1984-85  
Don Miller, Wrestling, 1965-68  
Joe Ramunno, Football, 1981-84  
Quentin Skinner, Skiing Coach, 1971-80

## CLASS OF 2016

Jerry Durling, Football, 1965-66  
Aaron Kyle, Football, 1972-75  
Frank Shepperson, Rodeo, 1961-64  
Lynn Stetson, Men's Swimming, 1980-83  
Dave Walsh, Special Achievement  
John Watts, Football, 1954-56  
Hanna Zavec, Women's Basketball, 2005-08  
1976 Cowboy Football Team



# UNIVERSITY OF WYOMING ATHLETICS HALL OF FAME

## Inductees by Sport



Hall of Famer Jim House

### BASEBALL

C. Keith Bloom, 1947-50  
Greg Brock, 1976-79  
Glenn R. "Bud" Daniel, 1951-71 (coach)  
Bill Ewing, 1974-76  
Jeff Huson, 1984-85  
Bob Jangling, 1952-55  
John J. Kosich, 1946-49  
Milward L. Simpson, 1917-21  
Johnny Winterholler, 1936-39  
1956 Baseball Team

### BASKETBALL (Men's)

Marcus Bailey, 1999-2003  
C. Keith Bloom, 1947-50  
Charles W. "Tub" Bradley, 1979-81  
Jim Brandenburg, 1978-87 (coach)  
Joe Capua, 1954-56  
Leon Clark, 1963-66  
Josh Davis, 1999-2002  
Fennis Dembo, 1985-88  
Stan Dodds, 1968-70  
Bill Garnett, 1979-82  
Curt Gowdy, 1940-42  
Harry Hall, 1966-69  
Mike Jackson, 1980-83  
Milo Komenich, 1940-43  
Eric Leckner, 1985-88  
John Pilch, 1947-49  
George "Moe" Radovich, 1950-52  
Theo Ratliff, 1992-95  
Flynn Robinson, 1963-65  
Kenny Sailors, 1941-46  
Everett Shelton, 1939-59 (coach)  
Dick Sherman, 1940-43  
Milward Simpson, 1917-21  
Reginald Slater, 1989-92  
Bill Strannigan, 1941-42  
Tony Windis, 1957-59  
Johnny Winterholler, 1936-39  
Willard Witte, 1930-39  
1933-34 Helms Foundation National Championship Team  
1943 NCAA Championship Team  
1980-81 WAC Championship Team  
1986-87 "Sweet 16" Team

### BASKETBALL (Women's)

Carrie Bacon, 1999-2001, 2002-03  
Amy Burnett, 1992-95  
Jesseca Cross, 1994-97  
Michelle Hoppes Daum, 1984-87  
Ashley Elliott, 2002-05  
Christine Fairless, 1986-89  
Margie Hunt McDonald, 1975-83 (coach)  
Hanna Zavec, 2005-08  
1978-79 Cowgirl Basketball Team

### FOOTBALL

Dennis Baker, 1975-77  
Nick Bebout, 1970-72  
C. Keith Bloom, 1947-50  
Dick Campbell, 1948-50  
Ryan Christopherson, 1991-94  
Jim Crawford, 1954-56  
Jerry DePoyster, 1965-67  
Bob Devaney, 1957-61 (coach)  
Phil Dickens, 1953-56 (coach)  
Mike Dirks, 1965-67  
Mitch Donahue, 1987-90  
Jerry Durling, 1965-66  
Ken Fantetti, 1975-78  
Sean Fleming, 1988-92  
Marcus Harris, 1993-96  
Jerry Hill, 1958-60  
Jim House, 1966-68  
Gene Huey, 1966-68  
Bob Jacobs, 1968-70  
Jerry Jester, 1953-55  
Walker "Sonny" Jones, Jr., 1948-49  
Jim Kiick, 1965-67  
Lee Kizzire, 1934-36  
John Kosich, 1946-49  
Len Kuczewski, 1957-59  
Aaron Kyle, 1972-75  
Mike LaHood, 1965-67  
Chuck Lamson, 1960-61  
Brian Lee, 1994-97  
Bill Levine, 1961, 1963-64  
Joe Mastrogiorganni, 1953-55  
Dewey McConnell, 1949-51  
Larry "Bo" Nels, 1967-69  
Jay Novacek, 1982-84  
Selmer Pederson, 1949-51  
Pat Rabold, 1984, 1986-88  
Joe Ramunno, 1981-84  
Paul Roach, 1987-90 (coach)  
Steve Scifres, 1993-96  
Milward Simpson, 1917-21  
Mark Smolinski, 1958-60  
Ken Sturman, 1937-39  
Eddie Talboom, 1948-50  
Galand Thaxton, 1984-87  
Paul Toscano, 1965-67  
Jim Walden, 1958-59  
Vic Washington, 1965-67  
John Watts, 1954-56  
Jack Weil, 1980-83  
Randy Weiniak, 1985-88  
Johnny Winterholler, 1936-39  
Bowden Wyatt, 1947-52 (coach)  
Ryan Yarborough, 1990-93  
1950 Gator Bowl Championship Team  
1956 Team  
1959 Team  
1966 Team  
1967 Sugar Bowl Team  
1976 Fiesta Bowl Team

### GOLF (Men's)

David Hearn, 1998-2001  
David McCleave, 1989-92

### GOLF (Women's)

Jordan Lintz, 1997-2000

### RODEO

Joseph W. Alexander, 1968-69  
Jimmi Jo Martin Ripsam, 1988-90  
Frank Shepperson, 1961-64  
1961 Rodeo Team

### SKIING

Staale Engen, 1971-74  
Stig Hallingbye, 1974-77  
Steinar Hybertsen, 1973-75  
Geir Kvernmo, 1977-80  
Ann Melander, 1984-85  
Rebecca Simning Eriksson, 1979-81, 1984-85  
Quentin Skinner, 1971-80 (coach)  
Stacy Ward Straley, 1979-84  
1968 National Championship Team  
1985 National Championship Team

### SWIMMING & DIVING

Norma Hughes, 1990-92, 1994  
Mark S. Miller, 1985-88  
Lynn Stetson, 1980-83  
Scott Usher, 2002-05  
Andy Welsh, 1981-85

### TRACK & FIELD

Ryan Butler, 1995-96  
Paul Carlin, 1951-53  
Jesseca Cross, 1994-97  
Mickey Dunn, 1949-51  
Staale Engen, 1971-74  
Karen Sanford Gall, 1979-82  
Tom Garrison, 1987-91  
Jason Gervais, 1999-2001  
Brenda Graham Gray, 1980-84  
Quincy Howe, 1999-2002  
Geir Kvernmo, 1977-80  
Wesley Maiyo, 1974-75  
Patricia Miller Davis, 1980, 1982  
Jay Novacek, 1982-84  
Joseph Nzau, 1977-82  
Duane Schopp, 1984-97 (coach)  
Shauna Smith, 2002-03  
Kathy Van Heule Romsa, 1983-85  
John Wodny, 1986-90

### VOLLEYBALL

Mary Shea, 1980-83  
Ronda Munger, 1984-87  
Darcy Cudaback White, 1986-89  
Mike English, 1986-90, 1992-93 (coach)  
Christine Lull Terjeson, 1985-89

### WRESTLING

Reese Andy, 1994-96  
Dick Ballinger, 1958-60  
Joe Dowler, 1973-87 (coach)  
Jerry Frude, 1959-62  
Everett Lantz, 1937-65 (coach)  
Bob Mason, 1949-51  
Don Miller, 1965-68  
Dave Myers, 1989-92  
Ray Sanchez, 1967-68  
1959-60 Team

### ADMINISTRATION

Jack Aggers, 1958-84  
Elsie Jo Bonger, 1962-78  
John Corbett, 1915-1939  
LeRoy "Gabe" Gabriel, 1958-99  
Dr. George "Duke" Humphrey, 1945-64  
Jean Jackson  
Glenn J. "Red" Jacoby, 1946-73  
Kevin M. McKinney  
Bill Young, 1960-81

### SPECIAL CATEGORY

Larry Birleffi  
Ken Cook  
Bob Hammond  
Curtis & Marian Rochelle  
Al and Pete Simpson  
Dave Walsh



# MOUNTAIN WEST



# This is the Mountain West

From its inception in 1999, the Mountain West has been committed to excellence in intercollegiate athletics, while promoting the academic missions of its member institutions. Progressive in its approach, the MW continues to cultivate opportunities for student-athletes to compete at the highest level, while fostering academic achievement and sportsmanship. Now in its 18th year, the MW has been assertive in its involvement with the NCAA governance structure and has taken a leadership role in the overall administration of intercollegiate athletics.



## 2015-16 In Review

From the gridiron to the diamond, Mountain West teams enjoyed a strong year in 2015-16. In football, the third annual MW Football Championship game took place on December 5, 2015 at Qualcomm Stadium in San Diego, California. Divisional champions Air Force (Mountain) and San Diego State (West) made their first appearances in the contest with the Aztecs taking the title, 27-24.

The MW sent a record eight teams to postseason bowl games. The previous record of seven was set in both 2013 and 2014. The league has earned 77 bowl bids since 1999 and holds a 42-35 (.545) all-time record. The 2015 postseason marks the ninth consecutive straight year the Mountain West has sent at least five teams to bowls and the 12th time overall since the league's inception.

Mountain West men's basketball tournament champion Fresno State earned the league's lone bid to the NCAA Tournament. Regular-season champion San Diego State earned a bid to the National Invitation Tournament (NIT) and advanced to the semifinals at Madison Square Garden. Nevada made the most of its postseason opportunity by winning the College Basketball Invitational (CBI).

In women's basketball, Colorado State made its first NCAA Tournament appearance since 2002 after capturing the regular-season and postseason crowns. Fresno State earned the league's automatic bid to the Women's National Invitation Tournament (WNIT), while New Mexico received a berth in the Women's Basketball Invitational (WBI).

Colorado State collected its 21st consecutive appearance in the NCAA women's volleyball tournament, earning the league's automatic bid after capturing the MW regular-season crown.

San José State won its first MW Championship title with a tournament crown in women's soccer. The Spartans advanced to the NCAA Tournament with the league's automatic bid. San Diego State earned its fourth consecutive regular season title.

The New Mexico women's cross country captured the 2015 NCAA Championships title in Louisville, Kentucky on November 21. The Lobos became the first MW team to win a team national title since 2002. Boise State freshman Allie Ostrander was the individual national runner-up in the 6K race, matching the best finish by an MW runner at the national meet. UNM head coach Joe Franklin was named the NCAA Division I National Women's Coach of the Year by the U.S. Track & Field and Cross Country Coaches Association (USTFCCCA). UNM earned its eighth consecutive MW women's title, while Air Force won the men's crown.

Eighteen Mountain West student-athletes earned All-America honors at the 2016 NCAA Indoor Track and Field Championships with seven named to the first team. Air Force junior Taylor Smith was the national runner-up in the men's high jump for the league's top individual finish. The Air Force men and the Colorado State women each won their second MW titles.

New Mexico senior Courtney Frerichs broke the NCAA record in the 3000-Meter Steeplechase to claim the national title at the 2016 NCAA Outdoor Track and Field Championships. Frerichs was one of 29 MW student-athletes to earn All-America accolades. Colorado State repeated as the MW women's champion, while the Air Force men captured their third league outdoor team title in the last five years.

Nevada sophomore Sharae Zheng's two diving national titles capped a strong season in Mountain West women's swimming & diving. Zheng won the 1-Meter and 3-Meter springboard events at the NCAA National Championships in Atlanta and was named the College Swimming Coaches Association of America (CSCAA) Diver of the Year. Her coach, Jian Li You, earned CSCAA Diving Coach of the Year honors. Seven MW programs sent representatives to the national finals with competitors in 19 of the 21 events.

The UNLV men's and women's tennis teams swept the 2016 Mountain West titles and represented the league at the NCAA Tournament. In individual competition, the Fresno State sister duo of Mayar Sherif Ahmed and Rana Sherif Ahmed advanced to the NCAA Doubles national quarterfinals with an upset of the No. 5 doubles team in the first round. Mayar Sherif Ahmed also earned a bid to the NCAA Singles Championship. The New Mexico men's doubles team of Hayden Sabatka and Bart Van Leijssen also earned a bid to the NCAA Doubles Championship.

UNLV also took an MW sweep of the men's and women's golf titles. The No. 25-ranked men's team was one of three MW teams and one individual to earn bids to the NCAA Regionals. It was the 17th straight year at least three men's golf teams were selected to participate in the NCAA Regionals. San Diego State advanced to the NCAA Men's Golf Championship, while UNLV and New Mexico saw their seasons end at Regionals.

On the women's side, four teams and two individuals had berths in the NCAA Women's Golf Regionals. UNLV earned the automatic bid, while New Mexico, San Diego State and San José State received at-large spots. It was the 12th time in 13 years in which the league had sent at least three women's teams to the postseason.

Fresno State won its second-consecutive MW softball title and earned the MW's automatic bid to the NCAA Tournament. It was the Bulldogs' 36th appearance in the national postseason event. Fresno State was ranked among the nation's top 25 teams for 14 weeks during the season and ended the year at No. 18 in the ESPN.com/USA Softball poll and No. 20 in the USA Today/NFCA coaches poll.

New Mexico earned the Mountain West's automatic bid to the NCAA Baseball Tournament after capturing the 2016 MW tournament title. Fresno State took home the regular-season crown. Thirteen MW student-athletes were taken in the 2016 MLB Draft including MW Co-Pitchers of the Year Griffin Jax of Air Force and Jimmy Lambert of Fresno State.

## Mountain West Commissioner Craig Thompson

Craig Thompson was the Mountain West Conference's first employee when he was named Commissioner on Oct. 15, 1998. Ever since, Thompson has navigated the Conference through the ever-changing landscape of intercollegiate athletics. As the league enters its 18th season of competition in 2016-17, Thompson continues to create and improve the opportunities for Mountain West institutions and student-athletes to be successful both academically and athletically.



Since the Mountain West opened its doors on January 4, 1999, Thompson has been committed to excellence in intercollegiate athletics, while promoting the academic missions of its member institutions. Progressive in its approach, the MW has flourished under the guidance of Commissioner Thompson and continues to cultivate opportunities for student-athletes to compete at the highest level, while fostering academic achievement and sportsmanship. He has been instrumental in negotiating nearly \$300 million in television revenue and has been an innovator in the postseason bowl structure as MW teams have participated in six inaugural bowl games.

As conference realignment spread throughout the collegiate landscape, Thompson positioned the Mountain West for the future with the additions of Fresno State and the University of Nevada on July 1, 2012, and San José State University and Utah State University on July 1, 2013. The University of Hawai'i also joined the league as a football-only member on July 1, 2012, while Colorado College became a member in women's soccer on July 1, 2014.

Thompson's leadership and vision have helped the conference enhance its television revenue and exposure through revolutionary agreements with CBS Sports Network and ESPN, and becoming the first major collegiate athletic conference to launch a dedicated sports channel featuring exclusive programming around its athletic programs, as well as conference news. In the summer of 2006, the centerpiece of this historic relationship was realized with the launch of The Mtn. – MountainWest Sports Network – the first sports network dedicated to serving a single collegiate athletic conference. The Mountain West was also one of the first conferences to develop its own digital network. The Mountain West Network, powered by Campus Insiders, continues to expand and enhance the league's profile through live-event streaming and on-demand content.

Thompson has been instrumental in strengthening the position of the Mountain West in the college football landscape - both in the previous Bowl Championship Series (BCS) format and in the current College Football Playoff (CFP) structure. In 2006, he spearheaded an effort that resulted in better access for the MW and more than doubled the annual BCS revenue on an annual basis for non-automatic-qualifying conferences. The MW has been steadfast in its efforts to find a way to make the collegiate postseason football system fair for all universities. Through its first 17 years of competition, the Mountain West has participated in 76 bowl games, amassing a 42-35 (.545) all-time record in those contests.

Thompson is an integral part of the national landscape in intercollegiate athletics, holding many prestigious NCAA posts. He currently sits on the NCAA Division I Council and CFB Management Committee. In addition, Thompson is a member of the College Football Officiating Board of Managers, LLC. He also has served on the NCAA Division I Men's Basketball Committee (1995-2000) and was appointed Chair of the committee in July 1999, completing his term September 1, 2000.

Over the tenure of his career, Thompson has been a member of the Executive Committee and the Director's Cup Committee of the National Association of Collegiate Directors of Athletics (NACDA), as well as the governing NCAA Council and various Council subcommittees. He has also played a prominent role in hosting numerous men's and women's NCAA postseason basketball tournaments in St. Louis, Atlanta, New Orleans and Denver.

Prior to his current role, Thompson served as the commissioner of the Sun Belt Conference for nearly eight years and as the only commissioner of the American South Conference prior to the merger of the two leagues in 1991.

During his eight years at the Sun Belt, he spent the majority of his time addressing national trends and challenges in intercollegiate athletics, television exposure, issues relating to conference membership and promoting corporate involvement. In 1997-98, the Sun Belt instituted a comprehensive sportsmanship policy, which earned Thompson designation as a 1998 Sports Ethics Fellow by the Institute for International Sport. Under Thompson's leadership, the Sun Belt was active in expansion as it continued to strengthen its posture nationally, adding Florida International University and the University of Denver.

Prior to his merger with the Sun Belt, Thompson served as the first and only commissioner of the American South Conference, which boasted an NCAA national champion in women's basketball during its first year. The American South also gained immediate national cable television exposure on ESPN and sent numerous teams into NCAA postseason play during the conference's four-year history.

Preceding his move to commissioner, Thompson served four years as the Director of Communications for the Metro Conference in Atlanta. While at the Metro, he directed the communications operations and administered conference championship events. Thompson originated the Metro Conference Sportswriters and Broadcasters Association, began a weekly radio program with over 300 affiliate stations, and originated a weekly satellite video program involving all Metro institutions. He also took on administrative duties such as coordination of officials, scheduling of tournament and regular-season play, and handling of legislative rules interpretations.

Thompson graduated from the University of Minnesota with an undergraduate degree in journalism. Following graduation, he spent two years as assistant sports information director at Kansas State University, earning numerous CoSIDA publication awards. He then spent three years as director of public relations and promotions for the NBA's Kansas City Kings.

Thompson and his wife, Carla, have a son (Ted) and a daughter (Emma).



**Bret Gilliland**  
Deputy Commissioner



**Javan Hedlund**  
Associate Commissioner  
for Communications



**Greg Burks**  
Coordinator of  
Football Officials





# WYOMING ALL-CONFERENCE PLAYERS

## Mountain States Athletic Conference (Skyline Conference)

**1938**  
John Winterholler, HB

**1939**  
None

**1940**  
None

**1941**  
Al Lokanc, G

**1942**  
None

**1943** (No official league play due to World War II)

**1944** (Unofficial league play only)  
None

**1945** (Unofficial league play only)  
None

**1946**  
Jim Clayton, T  
Henry Kolasinski, HB

**1947**  
Larry Martoglio, G

**1948**  
Eddie Talboom, HB

**1949**  
Charles Peterson, T  
Fred Taucher, C  
Eddie Talboom, HB  
Walker "Sonny" Jones, FB

**1950**  
Dick Campbell, LB  
Tom Drost, DE  
C. T. Hewgley, T  
Dewey McConnell, WR  
Selmer Pederson, S  
Doug Reeves, C  
Marlin Smith, G  
Marvin Strauch, DT  
John Townsend, DL  
Eddie Talboom, HB

**1951**  
Dewey McConnell, WR  
Jim Martin, T  
Selmer Pederson, DB  
Doug Reeves, C  
Bob Schildgen, DT

**1952**  
Bill Hileman, LB  
Ted Layman, DE  
Chuck Spaulding, HB

**1953**  
Dale Haupt, G  
Wimp Hewgley, T  
Joe Mastrogiovanni, HB

**1954**  
Clarence "Bugs" Carter, WR  
Ray Lutterman, T

**1955**  
Clarence "Bugs" Carter, WR  
Joe Mastrogiovanni, QB

**1956**  
Jim Crawford, HB  
Buster Elder, WR  
John Watts, FB  
Larry Zowada, QB

**VIC WASHINGTON**

**1957** (first official All-Skyline team)  
Wimp Hewgley, End

**1958**  
None

**1959**  
Len Kuczewski, G  
Jim Walden, QB

**1960**  
Marty Hamilton, E  
Jerry Hill, HB  
Chuck Lamson, QB  
Mark Smolinski, FB

**1961**  
First Team:  
Chuck Lamson, QB  
Mike Walker, HB  
Bob Bisacre, FB  
Second Team:  
Chuck Schmitt, E  
Dan Grego, T  
Howard Colling, T  
Daryl Matthews, G  
Honorable Mention:  
Bob Knight, E  
Lonnie Dunn, E  
Kevin Ward, E  
Bill Levine, C  
Stan Popeck, G  
Vince Zimmer, C  
Dick Williams, C

## Western Athletic Conference

**1962**  
Glen Hopkins, T  
Joe Vitale, G

**1963**  
Mack Balls, E  
Don Quinn, T  
Bill Levine, G

**1964**  
Darryl Alleman, E  
Herm Memmelaar, T  
Bill Levine, G

**1965**  
Jerry Durling, G  
Jim Kiick, HB

**1966**  
Jerry Marion, E  
Mike LaHood, T  
Dave Rupp, G  
Jim Kiick, TB  
Jerry DePoyster, K  
Tom Frazier, E  
Ron Billingsley, T  
Jerry Durling, G  
Dick Speights, HB  
Vic Washington, HB

**1967**  
Mike LaHood, T  
Paul Toscano, QB  
Jim Kiick, TB  
Gene Huey, FL  
Jerry DePoyster, K  
Tim Gottberg, E  
Mike Dirks, T  
Jim House, LB  
Vic Washington, HB  
Dick Speights, HB

**1968**  
Tommy Tucker, G  
Byra Kite, T  
Bob Jacobs, K  
Larry Nels, T  
Jim House, LB  
Gene Huey, HB

**1969**  
Tommy Tucker, G  
Al Zerfoss, T  
Bob Jacobs, K  
Brent Engleright, LB  
Larry Nels, T  
Rich Trautwein, T

**1970**  
Tom Gorman, LB

**1971**  
Scott Freeman, FL  
Nick Bebout, T  
Don Meadows, G

**1972**  
Fritz Turner, CB

**1973**  
Al Duyn, S  
Frank Erzinger, LB

**1974**  
None

**1975**  
Dennis Baker, T  
Aaron Kyle, S  
Lawrence Gaines, FB

**1976**  
Dennis Baker, T  
Walter Howard, TE  
Paul Nunu, LB  
Ray Stawowy, T  
Kevin McClain, S

**1977**  
Ken Fantetti, LB  
Walter Howard, TE  
Dennis Baker, T  
Myron Hardeman, RB

**1978**  
Johnny Miller, T  
Greg Chytka, C  
Myron Hardeman, RB  
Dan Christopoulos, K  
Don Clayton, P  
Ken Fantetti, LB  
Michael Dennis, S

**1979**  
Dan Pittman, WR  
Mike Shaft, OG  
Chuck Bradford, NG  
Jerry Eure, DB  
Mike Smith, P

**1980**  
Guy Frazier, DE  
Chuck Bradford, NG  
John Salley, CB  
Mandel Robinson, RB  
Gregg Taylor, C

**1981**  
Jim Eliopoulos, LB  
Darnell Clash, SPEC  
Walter Goffigan, RB  
James Williams, TE  
Joe DiGiorgio, OC  
Gary Crum, OL

**1982**  
Joe DiGiorgio, OL

**1983**  
Walter Goffigan, RB  
Joe Ramunno, OG  
Jack Weil, P

**1984**  
Joe Ramunno, OL  
Jay Novacek, TE  
Pete Benedetti, DB  
Rick Donnelly, P  
Dave Evans, RB  
Kevin Lowe, RB  
Paul Chytka, DL

**1985**  
None

**1986**  
Galand Thaxton, LB

**1987**  
Anthony Sargent, WR  
Bill Hoffman, TE  
Tony Kapushion, OT  
Gerald Abraham, RB  
Jeff Knapton, DT  
Galand Thaxton, LB  
Tom Kilpatrick, P

**1988**  
Grant Salisbury, C  
Randy Welniak, QB  
Dabby Dawson, RB  
Pat Rabold, DT  
Mitch Donahue, DE

David Edeen, DE  
Mike Schenbeck, LB  
Eric Coleman, CB

**1989**  
Mitch Donahue, DE

**1990**  
Mitch Donahue, DE  
Tyrone Fittje, OG  
Paul Wallace, CB

**1991**  
Robert Rivers, RS

**1992**  
Ryan Yarbrough, WR  
Prentice Rhone, RS

**1993**  
Mike Jones, TE  
Kurt Whitehead, DE  
Ryan Yarbrough, WR

**1994**  
Ryan Christopherson, RB  
Brian Gragert, P  
Marcus Harris, WR

**1995**  
Joe Cummings, DE  
Brian Gragert, P  
Marcus Harris, WR  
Steve Scifres, OL  
Cory Wedel, K

**1996**  
Marcus Harris, WR  
Steve Scifres, OT  
Jim Talich, LB  
Lee Vaughn, DB  
Josh Wallwork, QB  
Cory Wedel, PK

**1997**  
Jay Korth, C  
Stuart Hanson, DT/DE  
Je' Ney Jackson, CB  
Brian Lee, FS  
Cory Wedel, PK

**1998**  
Marques Brigham, RB  
Julian Hooker, TE  
Wendell Montgomery, WR  
Al Rich, FS

## Mountain West Conference

**1999**  
First Team Offense:  
WR Wendell Montgomery  
Second Team Offense:  
OL Dan Delcorio  
First Team Defense:  
LB Patrick Chukwurah  
DB Matt Lehning

**2000**  
First Team Defense:  
DL Patrick Chukwurah  
Second Team Offense:  
OL Adam Goldberg  
Honorable Mention:  
PK Aaron Elling  
DB Lamar James  
WR Ryan McGuffey  
LB Kwabena Peprah  
QB Jay Stoner

**2001**  
First Team Offense:  
WR Ryan McGuffey  
OL Adam Goldberg  
Second Team Offense:  
QB Casey Bramlet  
PK Jarvis Wallum  
Second Team Defense:  
LB Leo Cairns  
Honorable Mention:  
WR Malcom Floyd  
DB Eric Lee  
DB Guy Tuell

**2002**  
First Team Offense:  
OT Adam Goldberg  
Honorable Mention:  
WR-PR/KR Jovon Bouknight

QB Casey Bramlet  
P Luke Donovan  
DB Jacques Finn  
C Trenton Franz  
LB Tyler Gottschalk  
WR-PR/KR Scottie Vines  
DB Nate Young

**2003**  
Second Team Defense:  
DL Brandon Casavan  
Honorable Mention:  
WR/KR Jovon Bouknight  
QB Casey Bramlet  
DB Chris Dixon  
WR Malcom Floyd  
C Trenton Franz  
LB Tyler Gottschalk  
WR Ryan McGuffey  
OL Issac Morales  
TE Aaron Robbins  
PK Deric Yaussi


**2004**  
First Team Offense:  
C Trenton Franz  
PK Deric Yaussi  
PR/KR Hoost Marsh  
First Team Defense:  
DL Zach Morris  
Second Team Offense:  
TE John Wadkowski  
PR/KR Jovon Bouknight  
Second Team Defense:  
DL Dusty Hoffschneider  
P Adam Brooks  
DB Derrick Martin  
Honorable Mention:  
QB Corey Bramlet  
WR Jovon Bouknight  
OL Chase Johnson  
DB John Wendling

**2005**  
First Team Offense:  
WR Jovon Bouknight  
Second Team Offense:  
PR/KR Jovon Bouknight  
Second Team Defense:  
DL Dusty Hoffschneider  
Honorable Mention:  
LB Ward Dobbs  
DL John Flora  
OL Chase Johnson  
OL Jason Karcher  
DB Derrick Martin  
DB Ron Rockett  
DB John Wendling

**2006**  
First Team Offense:  
OT Chase Johnson  
First Team Defense:  
SS John Wendling  
Second Team Offense:  
TE Wade Betschart  
C Jason Karcher  
Second Team Defense:  
LB Ward Dobbs  
DE Corey Mace  
Honorable Mention:  
WR Michael Ford  
FS Dorsey Golston  
DE Aaron Robbins  
CB Julius Stinson

**2007**  
First Team Defense:  
CB Julius Stinson  
Second Team Offense:  
TE Wade Betschart  
Second Team Defense:  
DT John Fletcher  
Honorable Mention:  
LB Ward Dobbs  
OT Kyle Howard  
DE Mitch Unrein  
P Billy Vinnedge

**2008**  
First Team Offense:  
RB Devin Moore  
First Team Defense:  
LB Ward Dobbs  
Second Team Defense:  
DT John Fletcher



WARD DOBBS

Honorable Mention:  
C Tim Bond  
OG Kyle Howard  
FS Chris Proinski  
DE Mitch Unrein

**2009**  
First Team Defense:  
DT John Fletcher  
Second Team Defense:  
LB Brian Hendricks  
FS Chris Proinski  
Honorable Mention:  
WR David Leonard  
P Austin McCoy  
DE Mitch Unrein

**2010**  
Second Team Defense:  
DE Josh Biezuns  
FS Chris Proinski  
Honorable Mention:  
RB Alvester Alexander  
C Nick Carlson  
CB Tashaun Gipson  
LB Brian Hendricks  
DE Gabe Knapton  
P Austin McCoy

**2011**  
Second Team Defense:  
DE Josh Biezuns  
S Tashaun Gipson  
LB Brian Hendricks  
DE Gabe Knapton  
S Luke Ruff  
Honorable Mention:  
CB Blair Burns  
Second Team Offense:  
G/C Nick Carlson  
T Clayton Kirven  
WR Chris McNeil  
Honorable Mention:  
G Tyler Strong

**2012**  
First Team Offense:  
C Nick Carlson  
Second Team Offense:  
WR Chris McNeill  
First Team Defense:  
DT Mike Purcell  
Honorable Mention:  
QB Brett Smith  
WR Robert Herron  
LB Ghaali Muhammad  
P Tim Gleeson

**2013**  
First Team Defense:  
DE Eddie Yarbrough  
Second Team Defense:  
FS Marqueston Huff  
Honorable Mention:  
QB Brett Smith  
WR Robert Herron  
LB Jordan Stanton

**2014**  
First Team Defense:  
DE Eddie Yarbrough  
Honorable Mention:  
OG Chase Roullier

**2015**  
Second Team Defense:  
DE Eddie Yarbrough  
S Andrew Wingard  
Second Team Offense:  
RB Brian Hill  
OG Chase Roullier

SEASON OUTLOOK

COWBOY COACHES

THE COWBOYS

THE OPPONENTS

SEASON IN REVIEW

RECORDS & HISTORY

MOUNTAIN WEST

UW ADMINISTRATION



# WYOMING ACADEMIC ALL-CONFERENCE PLAYERS

## Western Athletic Conference

**1962**

Dan Kadel, E

**1963**

John Dowler, E  
Dan Kadel, E  
Dale Nash, G

**1964**

John Dowler, E  
Pierre Desjardins, T  
Bob Klaver, T

**1965**

Bob Dinges, E  
Ed Froehlich, B

**1966**

Ed Froehlich, B

**1967**

George Mills, G

**1971**

Conrad Dobler, DT  
Forrest Franklin, TB

**1972**

Steve Cockreham, QB  
Carl Christensen, OG

**1973**

Steve Cockreham, QB  
John Dunn, TE

**1974**

John Dunn, TE  
Mike Lopiccolo, OL

**1975**

Mike Cousins, OL  
Joe Marion, LB

**1976**

Dan Christopoulos, K  
Mike Cousins, OL  
Mike Rafferty, DB

**1977**

Mike Rafferty, DB  
Dan Christopoulos, K

**1978**

Dan Christopoulos, K  
Mitch Kunce, OL  
Saunders Montague, DB  
Jay Schaake, DB  
Rob Yelland, DL

**1979**

Rob Yelland, DL

**1980**

John Orkish, OL  
Rob Yelland, DL

**1982**

Bob Gustafson, OL

**1983**

Dave Gosnell, QB  
Bob Gustafson, OL  
Joe Ramunno, OL

**1984**

Paul Chytka, DL  
Dave Evans, RB  
Dave Gosnell, QB  
Bob Gustafson, OL

**1985**

Pat Arndt, OL  
Marty Eliopoulos, LB

**1986**

Pat Arndt, OL  
Marty Eliopoulos, LB  
Randy Welniak, QB  
Greg Worker, K

**1987**

Pat Arndt, OL  
Mike Hill, DB

**1988**

John Brasee, TE  
Randy Welniak, QB

**1989**

Tom Corontzos, QB  
Pete Gosar, LB

Vaughn Henderson, LB  
Jim Scifres, OL

**1990**

Tom Corontzos, QB  
Pete Gosar, LB  
Jim Scifres, OL  
P.J. Wells, DB

**1991**

Ryan Christopherson, RB  
Tom Corontzos, QB  
Jarrod Heidemann, OL  
Rodd Merchant, LB  
Gregg Peters, DL  
Jeff Pinnick, OL  
Quentin Skinner, OL

**1992**

Ryan Christopherson, RB  
Jeremy Gilstrap, TE  
Jarrod Heidemann, OL  
Jeff Pinnick, OL

**1993**

Ryan Christopherson, RB  
Joe Cummings, LB  
Jeremy Gilstrap, TE  
Brian Gragert, P  
Jarrod Heidemann, OL  
Michael Jones, TE  
Waymon Livingston, WR  
Jeff Pinnick, OL

**1994**

Ryan Christopherson, RB  
Joe Cummings, DE  
Jeremy Gilstrap, TE  
Jay Korth, OL  
Jeff Pinnick, C  
Cory Wedel, PK

**1995**

Joe Cummings, DE  
Jeremy Gilstrap, TE  
Shane Glasser, OG  
Jay Korth, OG  
Brian Lee, SS  
Erek Noland, SS  
Kelley Pratt, QB  
Cory Wedel, K

**1996**

Brian Brown, LB  
Jason Dreessen, DL  
Shane Glasser, OL  
Jay Korth, OL  
Brian Lee, FS  
Kelley Pratt, QB  
Jim Talich, LB  
Cory Wedel, PK

**1997**

Brian Brown, LB  
Jason Dreessen, DL  
Trent Gamble, SS  
Shane Glasser, OL  
Jay Korth, C  
Brian Lee, FS  
Jim Talich, LB  
Cory Wedel, PK

**1998**

Brian Brown, LB  
Jason Dreessen, DL  
Aaron Eling, K  
Aaron Frude, RB  
Trent Gamble, SS  
Zach Keiter, LB  
Matt Klotz, LB  
Jay Stoner, QB  
Darth Tesinsky, FB

## Mountain West Conference

**1999**

Brandon Casavan, DT  
Trifon Demos, OT  
Jason Dreessen, NG  
Aaron Eling, K  
Aaron Frude, RB  
Trent Gamble, SFY  
Justin Hopkin, SFY  
Eddie Johnson, SFY

Matt Klotz, LB  
Al Rich, SFY  
Jay Stoner, QB  
Darth Tesinsky, FB  
John Wilson, LB

**2000**

Casey Adams, DE  
Casey Bramlet, QB  
Ryan Calahan, CB  
Andrew Deselms, S  
Aaron Eling, K  
Jacque Finn, S  
Aaron Frude, RB  
Tim Glynn, DE  
Eric Haley, TE  
Matt Klotz, LB  
Pete Merrill, S  
Dustin Ralph, WR  
Al Rich, S  
Mark Sheller, S  
Jay Stoner, QB  
Darth Tesinsky, FB  
Michael Wahlstrom, P  
Tom Waring, P  
John Wilson, LB

**2001**

Casey Adams, DE\*  
Casey Bramlet, QB\*  
Ryan Calahan, CB\*  
Andrew Deselms, S\*  
Luke Donovan, P  
Jacque Finn, S\*  
Trenton Franz, OC  
Tim Glynn, DE\*  
Mike Irvin, OG  
Matt Klotz, LB\*\*  
Pete Merrill, S\*  
Josh Rollins, DE  
John Wilson, LB\*\*

**2002**

Casey Adams, DT\*\*  
Casey Bramlet, QB\*\*  
Ryan Calahan, CB\*\*  
C.R. Davis, RB  
Andrew Deselms, S\*\*  
Luke Donovan, P\*  
Jacque Finn, S\*\*  
Trenton Franz, OC\*  
Michael Irvin, OG\*  
Scott Parker, K  
J.J. Raterink, QB  
Josh Rollins, DE\*  
Jeff Tatnall, LB  
John Wilson, LB\*\*\*

**2003**

Casey Adams, DT\*\*\*  
Casey Bramlet, QB\*\*\*  
C.R. Davis, RB\*  
Luke Donovan, P\*\*  
Jacque Finn, S\*\*\*  
John Flora, DL  
Trenton Franz, C\*\*  
Michael Groover, DE  
Jake Mayes, DL  
Scott Parker, K\*  
Jeff Tatnall, LB\*  
J.J. Raterink, QB\*  
John Wendling, S

**2004**

Corey Bramlet, QB  
Adam Brooks, P  
Luke Chase, LB  
Sean Claffey, LB  
Cameron Clark, SS  
C.R. Davis, RB  
Trenton Franz, C\*\*\*  
Mike Groover, DT\*  
Tyler Holden, WR  
Jake Mayes, NG  
J.J. Raterink, QB  
Jeff Tatnall, LB\*\*  
John Wadkowski, TE  
John Wendling, S\*

**2005**

Corey Bramlet, QB\*  
Adam Brooks, P\*  
Luke Chase, LB\*  
Sean Claffey, LB\*

Cameron Clark, SS\*  
Jacob Doss, QB  
Mike Groover, DT\*\*  
Brandon Haugen, LB  
Tyler Holden, WR\*  
Scott Koch, TE  
Jake Mayes, NG\*  
Michael Medina, CB  
Scott Parker, K  
Michael Ray, SS  
Marcial Rosales, S/LB  
Mark Schwarz, OL  
Drew Severn, C  
Chris Sundberg, TE  
Jeff Tatnall, LB\*\*\*  
John Wendling, S\*\*

**2006**

Russ Arnold, OG  
Luke Chase, LB\*\*  
Sean Claffey, LB\*\*  
Jacob Doss, QB\*  
Jake Edmunds, LB  
Aric Goodman, K  
Mike Groover, DT\*\*\*  
Brandon Haugen, LB\*  
Tyler Holden, WR\*\*  
Weston Johnson, LB  
Jake Mayes, NG\*\*  
Michael Medina, CB\*  
Michael Ray, SS\*  
Marcial Rosales, S/LB\*  
Jesson Salyards, TE  
Chris Sundberg, TE\*  
Billy Vinnedge, P  
John Wendling, S\*\*\*

**2007**

Russ Arnold, OG\*  
Luke Chase, LB\*\*\*  
Sean Claffey, LB\*\*\*  
Jake Edmunds, LB\*  
Brandon Haugen, SLB\*\*  
Weston Johnson, LB\*  
Michael Medina, CB\*\*  
Michael Ray, SS\*\*  
Jesson Salyards, TE\*  
Sam Sterner, OG  
Alex Toney, SS  
Billy Vinnedge, K/P\*

**2008**

Russ Arnold, OG\*\*  
Dax Crum, QB  
Ward Dobbs, LB  
Jake Edmunds, LB\*\*  
Joe Evers, TE  
Kyle Howard, OG  
Weston Johnson, LB\*\*  
Clayton Kirven, OT  
Nick Landess, K  
Chris Prosinski, FS  
Michael Ray, SS\*\*\*  
Jesson Salyards, TE\*\*  
Jake Scott, K  
Alex Stover, DT  
Chris Sundberg, TE\*\*

**2009**

Russ Arnold, OG\*\*\*  
Nick Carlson, OG  
Austyn Carta-Samuels, QB  
Weston Johnson, LB\*\*\*  
Clayton Kirven, OT\*  
Chris Prosinski, FS\*  
Luke Ruff, CB  
Jesson Salyards, TE\*\*\*  
Jake Scott, K\*  
Alex Stover, DT\*  
Karsten Sween, QB  
Alex Toney, LB\*

**2010**

Austyn Carta-Samuels, QB\*  
Dax Crum, QB\*  
Clayton Kirven, OT\*\*  
Chris Prosinski, FS\*\*  
Luke Ruff, CB\*  
Greg Saydari, DE  
Oliver Schober, LB  
Alex Toney, LB\*\*  
Mark Willis, DE



**RYAN CHRISTOPHERSON**

**2011**

Alex Borgs, LB  
Nick Carlson, C/G\*  
Clayton Kirven, T\*\*\*  
Keenan Montgomery, WR  
Luke Ruff, S\*\*  
Dominic Ruffan, WR  
Daniel Sullivan, K

**2012**

Alex Borgs, LB\*  
Nick Carlson, OC\*\*  
Jake Jones, OG  
Justin Martin, PK  
Keenan Montgomery, WR\*  
Mark Nzeocha, S  
Luke Ruff, S\*\*\*  
Oliver Schober, LB\*  
Jason Thompson, QB  
Austin Thraphagan, OT  
Stuart Williams, PK

**2013**

Justin Bernthaler, DT/DE  
Alex Borgs, LB\*\*  
Spencer Bruce, TE/H-Back  
Jake Jones, OG\*  
Rafe Kiely, C  
J.D. Krill, TE/H-Back  
Nathan Leddige, OT  
Xavier Lewis, SS  
Patrick Mertens, NT/DT  
Keenan Montgomery, WR\*\*  
Eric Nzeocha, WR  
Chase Roullier, OG  
Sam Stratton, WR/Holder  
Brendan Turelli, LS  
Stuart Williams, PK\*

**2014**

Jacob English, C  
Dalton Fields, DT  
Jake Jones, OG \*\*  
Rafe Kiely, C \*  
J.D. Krill, TE \*  
Xavier Lewis, FS \*  
Patrick Mertens, DT/NT \*  
Keenan Montgomery, WR \*\*\*  
Oscar Nevermann, LB  
Eric Nzeocha, TE \*  
Mark Nzeocha, LB \*  
Chase Roullier, OG \*  
Sam Stratton, QB/Holder \*  
Austin Thraphagan, OT \*  
Drew Van Maanen, FB  
Stuart Williams, PK \*\*

**2015**

Luis Bach, LB  
Cameron Coffman, QB  
Jacob English, DT \*  
Dalton Fields, DT \*  
Carl Granderson, DE  
Josh Harshman, TE  
Tim Kamana, LB  
Rafe Kiely, C \*\*  
Anthony Makransky, CB  
Tayton Montgomery, WR  
Eric Nzeocha, LB \*\*  
Kellen Overstreet, RB  
Adam Pilapil, FS  
Chase Roullier, OG \*\*  
Nick Smith, QB  
Drew Van Maanen, FB \*  
Zach Wallace, OT  
Aaron Young, QB

\*\*\* - four-time honoree

\*\* - three-time honoree

\* - two-time honoree





**WORK ALL YEAR TO GET HERE**

**DECEMBER 3, 2016**



[TheMW.com](http://TheMW.com)

[YouTube](#)





# MOUNTAIN WEST BOWL SCHEDULE



SATURDAY, DEC. 17  
12 P.M. MT



THURSDAY, DEC. 22  
5:00 P.M. MT



SATURDAY, DEC. 17  
12:30 P.M. PT



SATURDAY, DEC. 24  
3:00 P.M. HT



WEDNESDAY, DEC. 21  
6:00 P.M. PT



FRIDAY, DEC. 30  
3:30 P.M. MT



TheMW.com

YouTube





# UW ADMINISTRATION





# UNIVERSITY OF WYOMING

## PRESIDENT LAURIE NICHOLS

Laurie Nichols began her duties as UW's 26th president May 16, 2016.

President Nichols had been the provost and executive vice president for academic affairs at South Dakota State University since 2009, helping the university of about 12,600 students advance on a number of fronts. Before that, she was dean of the SDSU College of Education and Human Sciences from 1994 to 2008. From August 2008 through mid-June 2009, Dr. Nichols served as interim president of Northern State University in Aberdeen, S.D. She began her career in higher education as a member of the faculty of the University of Idaho from 1988 to 1994.

"This is just an incredible opportunity for me, and I am beside myself with excitement at being able to come to Wyoming," Nichols says. "It's a great university and a wonderful state, and I don't think I could have found a better place and a better fit."

"We're delighted to have someone of Dr. Nichols' experience and enthusiasm agree to take the reins of the University of Wyoming," says Board of Trustees President Dave Palmerlee. "We're confident she will work well with the trustees and UW's many stakeholders to lift the university to new heights of excellence."

President Nichols was born and raised in South Dakota. A first-generation college graduate, she received a bachelor's degree in education from South Dakota State in 1978. She then earned a master's degree in vocational and adult education from Colorado State University in 1984 and a Ph.D. in family and consumer sciences education from Ohio State University in 1988.

Both South Dakota State and the University of Idaho are land-grant universities like UW; so are Colorado State University and Ohio State University, where Nichols earned her graduate degrees.

"I just really love the mission of land-grant universities – I have spent my whole life at them, and I am a product of them," Nichols says. "I believe in the mission of teaching, research, service and outreach, and I'm delighted that I will be leading a university that embraces that mission."

She and her husband, Tim, have two adult daughters.

### About Laurie Nichols

#### Work history:

- 2016-present: President, University of Wyoming
- 2009-2016: Provost and executive vice president for academic affairs, South Dakota State University.
- 2008-2009: Interim president, Northern State University.



**Laurie Nichols**

- 1994-2008: Dean of the College of Education and Human Sciences, South Dakota State University.
- 1988-1994: Assistant and associate professor in the School of Family and Consumer Sciences, University of Idaho.
- 1986-1988: Graduate assistant in home economics education, Ohio State University.

#### Education:

- Ph.D. in family and consumer sciences education, Ohio State University, 1988.
- M.Ed. in vocational and adult education, Colorado State University, 1984.
- B.S. in education, South Dakota State University, 1978.





## TOM BURMAN

# UNIVERSITY OF WYOMING, DIRECTOR OF ATHLETICS



Tom Burman

From the time Tom Burman was named Athletics Director at the University of Wyoming on Oct. 9, 2006, to today, Wyoming Athletics has enjoyed some of its most memorable moments in school history. Also during Burman's nearly 10 years as athletics director, he has hired some of the most accomplished head coaches in University of Wyoming history. Fundraising and season-ticket sales have reached record levels in Burman's nine-plus years directing the UW Athletics department, and numerous facility projects have also been completed under Burman's direction. Academically, Cowboy and Cowgirl student-athletes are achieving at exceptional levels.

The memorable moments during Burman's time as A.D. include Wyoming Cowboy Basketball winning the 2015 Mountain West Basketball Tournament Championship and earning an automatic bid to the NCAA Men's Basketball Tournament. In 2016, Wyoming wrestler Bryce Meredith, from Cheyenne, Wyo., earned his way to the NCAA national championship match at 141 pounds before falling just one point shy of capturing a national title. Meredith earned All-America honors and became only the eighth Cowboy in history to wrestle for a national title. UW posted an 18th-place team finish at the 2016 NCAA Championships, which was its best finish since 1996. The Cowboy wrestling program has enjoyed success in multiple NCAA Tournaments during Burman's tenure, and joined the Big 12 Conference in wrestling, beginning in the 2015-16 season. Cowboy Football captured a dramatic, double-overtime victory in the 2009 New Mexico Bowl and followed that up with an appearance in the 2011 New Mexico Bowl. The Cowgirl Basketball team captured the WNIT National Championship in 2007, and earned the school's first appearance in the NCAA Women's Basketball Tournament in 2008.

Among the nationally-successful head coaches that Burman has hired is current head football coach Craig Bohl. Bohl led North Dakota State to three consecutive FCS national championships in 2011, '12 and '13, was named National Coach of the Year in 2012 and '13 and was part of two FBS national championships as an assistant coach at his alma mater, Nebraska, in 1995 and '97.

The other nationally-successful coaches that Burman has hired include current Cowboy head basketball coach Allen Edwards, who enjoyed a tremendous playing career at Kentucky from 1995-98 that included the Wildcats advancing to three consecutive NCAA Final Fours during Edwards' sophomore, junior and senior seasons and winning two national titles in 1996 and 1998. Burman hired former head men's basketball coach Larry Shyatt, who was part of two national championships in 2006 and '07 as associate head coach at Florida. Burman hired head wrestling coach Mark Branch, who was part of four NCAA Championships as associate head coach at his alma mater, Oklahoma State, and won two individual NCAA titles as a competitor at OSU in 1994 and '97. Current track and field coach Bryan Berryhill is a fifth UW head coach who has achieved a national title and was hired by Burman. Berryhill captured individual NCAA national championships in the indoor 1-mile run and outdoor 1,500-meter run in 2001 at Colorado State.

"I care deeply about this University, the success of UW Athletics and the well-being of our student-athletes," Burman said upon his hiring. "We will build a program that wins championships, is a source of great pride to our alumni and generates enthusiasm across the state. The future starts now."

Specific accomplishments that have been achieved during Burman's tenure as Director of Athletics at the University of Wyoming include:

### Student Services

- Under Burman's leadership, the University of Wyoming has increased resources in the areas of academic success and student-athlete well-being by over 100 percent.
- Increased funding of academic support for student-athletes has resulted in unprecedented success. In May 2016, the NCAA released annual Division I Academic Progress Rate (APR) data, and three of Wyoming's 17 NCAA-sanctioned athletic teams recorded their best scores since the NCAA began utilizing the APR as a measure of academic performance. Wyoming had two teams, men's golf and women's tennis, record perfect scores of 1,000 for the four-year period resulting in national recognition from the NCAA for academic success. Overall, University of Wyoming athletic teams scored an average of 976 in the APR, 46 points higher than the NCAA threshold for demonstrating academic success (930).
- Projected NCAA Graduation Success Rate (GSR) numbers demonstrate that UW student-athletes graduate at a higher rate than the general undergraduate student body (2% percent higher over 6 years and 9% higher over 4 years). University of Wyoming athletic teams as a whole achieved an 80% GSR score for the conclusion of the 2009-10 academic year, which is the most recent reported data.
- Wyoming student-athletes performed better in the classroom than the general student body during the 2015-16 academic year, earning a 3.07 annual gpa versus 3.01 for all UW undergraduate students. A total of 268 student-athletes concluded the 2015-16 academic year with an annual gpa of 3.00 or better, with 124 earning a 3.50 or better and 24 earning a perfect 4.00. Spring 2016 was particularly successful, as 33 student-athletes across 13 different sports earned a perfect 4.00 gpa for the term. Student-athletes also study a wide array of majors at the University of Wyoming, with 452 student-athletes pursuing 63 different degrees.

- Burman's commitment to student-athlete well-being is evident in the addition of several key staff devoted to improving the overall athletic and academic experience for student-athletes. These new staff members include: a full-time athletics department team physician, a sports nutritionist and additional sports medicine, sports performance and academic support staff members.
- At the conclusion of the 2012-13 season, the University of Wyoming swept the Mountain West Conference Male and Female Scholar-Athlete of the Year awards as Luke Ruff of Cowboy Football and Chaundra Sewell of Cowgirl Basketball were named the recipients. It marked only the second time in the history of the Mountain West Conference that both Female and Male Scholar-Athlete Awards went to individuals from the same university.

### Revenue Generation/Facilities

- Wyoming Athletics shattered its annual fundraising record in the 2015-16 fiscal year as \$20.4 million in pledges and gifts were made to UW Athletics. That broke the previous record of \$12.8 million in pledges and gifts to UW Athletics that was also set during Burman's tenure as A.D. in the 2013-14 fiscal year.
- Cowboy Joe Club annual revenue grew from \$2.1 million in 2006 to over \$5 million as of the end of the 2015-16 fiscal year.
- In 2011, season-ticket sales for Wyoming Football surpassed the 10,000 season-ticket mark for the first time in school history.
- Burman has spearheaded over \$100 million in facilities projects during his time as athletics director, including: construction of a new \$11 million Indoor Practice Facility (Fall 2007); construction of the \$22 million Wildcatter Stadium Club & Suites addition to War Memorial Stadium (Fall 2010); extensive renovations to the east side of War Memorial Stadium; significant upgrades to the UniWyo Sports Complex for volleyball and wrestling; completion of a new \$3 million Indoor Tennis Facility (Spring 2011); a new \$1.2 million golf practice facility (Summer 2014); and Phase I of a \$30 million two-phase renovation to the Arena-Auditorium (Fall 2014). Phase II of the AA renovation is planned to begin in the fall of 2016.
- Construction of the new Mick and Susie McMurry High-Altitude Performance Center is on the horizon and will provide all UW student-athletes with a world-class training facility. The proposed \$44 million facility will be funded by \$24 million in private donations and \$20 million in matching funds from the state of Wyoming that was allocated with the support from the Wyoming State Legislature and Governor Matt Mead. Construction of the facility is expected to begin in late 2016.

### Competitive Excellence

- In the spring of 2011, Burman lured Larry Shyatt away from his position as associate head coach at the University of Florida to return to Laramie and take over as head coach of Cowboy Basketball. Shyatt had been part of two National Championships with the Gators. Burman's hiring of Shyatt received numerous positive reviews, including an "A" rating from ESPN.com. Of the 19 coaching hires that ESPN.com rated, Wyoming received one of only five "A" ratings. The Cowboys reached the Top 25 of the USA Today Coaches' Poll during the 2012-13 season and defeated No. 5 ranked San Diego State in the 2013-14 season before capturing the 2015 Mountain West Basketball Tournament Championship and earning an automatic bid to the NCAA Men's Basketball Tournament.
- Wyoming football has made two bowl appearances during Burman's tenure as athletics director. The Cowboys won the 2009 New Mexico Bowl and earned a second appearance in the 2011 Gildan New Mexico Bowl.
- Burman hired Mark Branch as Wyoming's new wrestling coach prior to the 2008-09 season. Branch led Cowboy Wrestling to an 18th-place finish at the 2016 NCAA Championships. That was the best finish for the Cowboys since 1996. He was named the Western Wrestling Conference Coach of the Year three times at Wyoming. Wyoming joined the Big 12 Conference in wrestling, beginning in the 2015-16 season.
- The 2014 women's soccer season saw the Cowgirls advance to the Mountain West Conference Tournament Championship game, while head coach Pete Cuadrado was named 2014 Mountain West Coach of the Year.
- The women's tennis team advanced to the 2015 Mountain West Conference championship match, and head coach Dean Clower earned MW Coach of the Year honors.
- Cowgirl Basketball has achieved unprecedented success under the direction of head coach Joe Legerksi. Wyoming won the Women's National Invitation Tournament (WNIT) National Championship in the 2006-07 season, defeating Wisconsin, 72-56, in the championship game in Laramie. In 2007-08, the Cowgirls earned the program's first-ever NCAA Tournament berth. In both the 2009-10 and 2010-11 seasons, Wyoming again received bids to the WNIT where it advanced to the third round both seasons. The 2012-13 Cowgirl squad also earned a bid to the WNIT's first round.

### Scheduling

- Burman scheduled the most-anticipated event in the history of War Memorial Stadium when the No. 9 ranked Nebraska Cornhuskers came to Laramie on Sept. 24, 2011, for the first time. It marked only the second time that a Big Ten football team had appeared in Laramie.
- Burman also negotiated the 2009 appearance of the No. 2 ranked Texas Longhorns in War Memorial Stadium. The Longhorns made their first-ever appearance in Wyoming and went on to play for the 2009 National Championship, finishing as the national runner-up.
- In addition to Texas (2009) and Nebraska (2011), Burman has also negotiated future football contracts to bring the following teams to War Memorial Stadium: Oregon (2017), Washington State (2018), Missouri (2019) and Texas Tech (2023).

Before becoming A.D. at Wyoming, Burman had previously served as an Associate Athletics Director at UW from 1995-2000. His first position at his alma mater was as Associate Athletics Director for Development, serving as Executive Director of the Cowboy Joe Club from 1995-97. From 1997-2000, Burman was Wyoming's Associate Athletics Director for External Affairs. During that time period, he was instrumental in raising funds for the \$9.4 million Rochelle Athletics Center.

He served as Athletics Director at Portland State University from September 2000 through March 2006. Burman returned to UW in March 2006 as Associate Vice President for Institutional Advancement with the UW Foundation, before being selected by President Tom Buchanan as the eighth athletics director in UW history.

Burman began his intercollegiate athletics career as Director of Marketing and Promotions (1993-95) at the University of Idaho in Moscow, Idaho. Before entering a career in college athletics, Burman worked as a project manager for the sports management company DeWilder & Associates in McLean, Va., from 1990-92.

Burman earned a bachelor of science degree from Wyoming in 1988 and an M.B.A. from Robert Morris University in Corapolis, Pa., in 1991.

Burman is 50 years old, born Jan. 4, 1966. He and his wife, Kathy, have two sons, Drew and Nathan.

**MATT WHISENANT**


Deputy Director of Athletics

**JULIE MANNING**

Senior Associate A.D. for Sports Administration/ SWA

**KEVIN MCKINNEY**

Senior Associate A.D. for External Affairs

**BILL SPARKS**

Senior Associate A.D. for Business Operations

**RANDY WELNIAK**

Senior Associate A.D. for Development and Revenue Enhancement

**PHIL WILLE**

Senior Associate A.D. for Internal Operations

**TIM COLLINS**

Associate A.D. for Development

**TYSON DREW**

Associate A.D. – Facility Operations and Event Management

**JAMES WILKERSON**

Associate A.D. for Business Operations

**MICHAEL LEVY**

Assistant A.D. for Development

**PETER PRIGGE**

Assistant A.D. for Compliance

**DAVID PRIMUS**

Assistant A.D. for Marketing &amp; Branding

**ALBERT REISER**

Assistant A.D. for Academic Services

**JOI THOMAS**

Assistant A.D. for Administration

**MICHAEL AANONSEN**

Equipment Manager

**DEBBIE ALLRED**

Accounting Associate, Senior

**AMIL ANDERSON**

Director of New Media

**KELLEY ANDERSON**

Academic Coordinator

**BRANDON BERNADO**

Assistant Ticket Manager

**JORDAN BETZ**

Assistant Sports Performance Coach

**MATTHEW BOYER**

Physician

**COLIN BRIER-BRAXTON**

Assistant Director of Compliance

**BRANDY BRUMMOND**

Office Associate

**CHASE CHESTERMAN**

Assistant Sports Performance Coach/ Nutritionist

**MARA COSGROVE**

Athletic Development Officer – CJC

**MIKE GOTTERMAN**

Associate Head Coach, Sports Performance

**RUSSELL DENNISON**

Director of Sports Performance

**DEAN DOCKTER**

Concessions

**JASON DRONEN**

Assistant Sports Performance Coach

**LAUREL EVANS**

Assistant Athletic Trainer

**SAMIE FREEMAN**

Athletic Development Officer - CJC Special Events

**ALYSON HAGY**

Faculty Athletics Representative

**CHRIS HALLER**

Director of Event Management and Game Operations

**YUICHIRO HIDAKA**

Assistant Athletics Trainer

**TORI HOLMQUIST**

Accounting Associate, Sr.

**MEGAN JENSEN**

Associate Athletic Trainer

**SCOTT KNERR**

Associate Director of Sports Medicine

**KASEY LARA**

Office Associate

**MARY LYLE**

Insurance Coordinator/Sport Medicine Office Manager

**JILL MALLOY**

Office Associate

**ACE MALSOM**

Office Associate

**RYAN MCGINN**

Academic Coordinator

**STEVE MITCHELL**

Academic Coordinator





**LINDSEY  
MONIZ**

Office Associate



**MATTHEW  
ORTEGA**

Spirit Program  
Head Coach



**CHANTEL  
PEARSON**

Athletic Development  
Officer – CJC



**THUC PHAN**

Assistant Director  
of Video and Digital  
Media



**RYAN PINSON**

Director of  
Sports Medicine




**ALLISON  
PISANO**

Office Associate



**FELICIA READ**

Senior Marketing  
Coordinator



**JEREMY ROSS**

Assistant Athletics  
Trainer



**LANCE  
SCHUEMANN**

Associate Athletic Trainer



**PAM SHUSTER**

Financial Aid  
Coordinator



**JOHN SICELOFF**

Director of Video/  
Audio Operations &  
Services



**AENGLE SMITH**

Office Associate



**DANIEL STINSON**

Assistant Equipment  
Manager – Football



**TAYLOR  
STUEMKY**

Academic Coordinator




**SUZY TAYLOR**

Office Associate




**CHARLEY  
THRASH**

Ticket Manager



**DENNIS  
TRAPANI**

Director of Video  
& Digital Media



**COLE VERTZ**

Associate Athletics  
Trainer/ Director of  
Rehabilitation



**COLIN  
VICKERS**

Concessions Manager



**TRAVIS  
VLANTES**

Assistant Sports  
Performance Coach



**TRENT WARD**

Assistant Sports  
Performance Coach



**HALEY WALSH**

Office Associate

## 2016-17 UNIVERSITY OF WYOMING HEAD COACHES



**BRYAN BERRYHILL**

Men's & Women's  
Track & Field/Cross Country



**MARK BRANCH**

Wrestling



**CRAIG BOHL**

Football



**CHAD CALLIHAN**

Women's Volleyball



**DEAN GLOWER**

Women's Tennis



**PETER GUADRADO**

Women's Soccer



**ALLEN EDWARDS**

Men's Basketball



**JOE JENSEN**

Director of Men's  
and Women's Golf



**TOM JOHNSON**

Men's and Women's  
Swimming and Diving



**JOE LEGERSKI**

Women's Basketball



**JOSEY STENDER**

Women's Golf

SEASON OUTLOOK

COWBOY COACHES

THE COWBOYS

THE OPPONENTS

SEASON IN REVIEW

RECORDS & HISTORY

MOUNTAIN WEST

UW ADMINISTRATION



# UNIVERSITY OF WYOMING ATHLETICS MISSION STATEMENT & GUIDING PRINCIPLES

## **MISSION STATEMENT**

The University of Wyoming Department of Intercollegiate Athletics is committed to the development of tomorrow's leaders by creating an environment that promotes personal growth, academic and athletic excellence in a progressive, inclusive, and transparent manner. The Department of Intercollegiate Athletics will support the overall University of Wyoming mission, provide an outstanding fan experience, encourage community engagement, and serve as a source of pride for alumni, supporters, and the state of Wyoming.

## **CORE VALUES**

### **Dedication to Student-Athletes**

We will promote the well-being of student-athletes and provide opportunities for academic, athletic, and personal success. We will foster academic excellence, graduate student-athletes, support their development as citizens, and prepare them to be leaders.

### **Integrity**

We will demonstrate integrity in all areas. We are dedicated to financial stability, rules compliance, diversity, and personal accountability.

### **Respect**

We will celebrate a climate of mutual respect, inclusiveness, loyalty, and sportsmanship by recognizing contributions to our teams, our department, and the university.

### **Competitive Success**

We will endeavor to be the very best when representing the University of Wyoming and our state. We are committed to providing the resources and personnel for our teams to achieve success.

### **Tradition**

The legacy of the University of Wyoming athletics is proud and strong. We will honor our outstanding tradition.

### **Excellence**

We believe in a spirit of comprehensive excellence. We will strive for excellence in all we do.



# GAMEDAY

AT WYOMING

## GAMEDAY TRADITIONS



Craig Bohl speaks to fans in the Marian H. Rochelle Gateway Center prior to Wyoming home games



The Cowboy Walk stretches from the Gateway Center to War Memorial Stadium



Wyoming fans share a moment with Lucas Wach and his teammates on the Cowboy Walk

## MEMORABLE MOMENTS



Brian Hill celebrates setting a new Wyoming single-season rushing record with his mother, Tamara, and former Cowboy Mark Nzeocha, who is now a member of the Dallas Cowboys.



Eddie Yarbrough and his teammates celebrate a win over UNLV in Yarbrough's final home game as a Cowboy in 2015. Yarbrough joined his hometown team the Denver Broncos in 2016.

## GREAT GAMEDAY ATMOSPHERE



Wyoming fans celebrate a Cowboy victory, while the UW Spirit Squad adds to the exciting atmosphere in War Memorial Stadium on Gameday.



# COWBOYS

CARL GRANDERSON

MARCUS EPPS

ROBERT PRIESTER

ETHAN WOOD

JACOB HOLLISTER

SHAUN WICK

JAKE MAULHARDT

